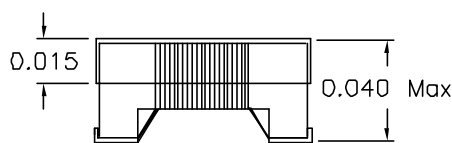
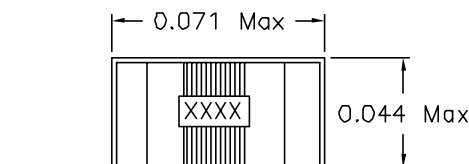


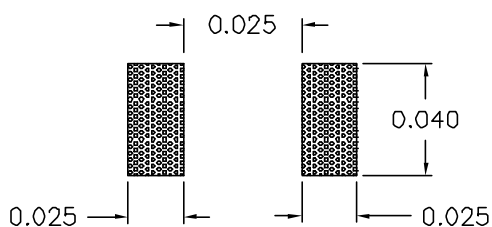
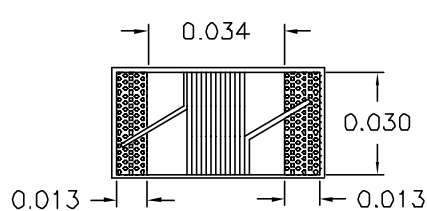
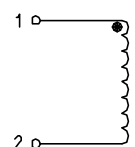
XFWICS0603 SERIES INDUCTORS

- * TAPE AND REEL PACKAGING FOR HIGH VOLUME MANUFACTURING
4000 PCS PER 7" REEL
- * FOR DC/DC CONVERTERS, DC/AC INVERTERS, VRM APPLICATIONS
- * TEMP. RISE; 15°C TYPICAL ABOVE 60°C AMBIENT
- * OPERATING TEMP.: -40°C TO +125°C
- * RoHS Compliant / Lead Free

Mechanical Dimensions:



Schematic:



Part Number	INDUCTANCE (nH)	Toler- ance %	Q Min	SRF Min. (MHz)	RDC Max (Ohms)	IDC Max (mA)	900MHz		1.7GHz	
							L Typ	Q Typ	L Typ	Q Typ
XFWICS0603-1N6K	1.60@250MHz	10	24	12500	0.030	700	1.67	49	1.65	63
XFWICS0603-1N8K	1.80@250MHz	10	16	12500	0.045	700	1.63	35	1.66	50
XFWICS0603-3N6K	3.60@250MHz	10	22	5900	0.063	700	3.72	53	3.71	65
XFWICS0603-3N9K	3.90@250MHz	10	22	6900	0.080	700	3.95	49	3.96	67
XFWICS0603-4N3K	4.30@250MHz	10	22	5900	0.063	700	4.32	50	4.33	70
XFWICS0603-4N7K	4.70@250MHz	10	20	5800	0.116	700	4.72	47	4.75	57
XFWICS0603-5N1K	5.10@250MHz	10	20	5700	0.140	700	4.93	47	4.95	56
XFWICS0603-6N8K	6.80@250MHz	10	27	5800	0.110	700	6.75	60	7.10	81
XFWICS0603-7N5K	7.50@250MHz	10	28	4800	0.106	700	7.70	60	7.82	65
XFWICS0603-8N7J	8.70@250MHz	5	28	4600	0.109	700	8.86	62	9.32	58
XFWICS0603-9N5J	9.50@250MHz	5	28	5400	0.135	700	9.70	59	9.92	61
XFWICS0603-10NJ	10.0@250MHz	5	31	4800	0.130	700	10	66	10.6	83
XFWICS0603-11NJ	11.0@250MHz	5	33	4000	0.086	700	11	53	11.5	56
XFWICS0603-12NJ	12.0@250MHz	5	35	4000	0.130	700	12.3	72	13.5	83
XFWICS0603-15NJ	15.0@250MHz	5	35	4000	0.170	700	15.4	64	16.8	89
XFWICS0603-16NJ	16.0@250MHz	5	34	3300	0.104	700	16.2	55	17.3	52
XFWICS0603-18NJ	18.0@250MHz	5	35	3100	0.170	700	18.7	70	21.4	69
XFWICS0603-22NJ	22.0@250MHz	5	38	3000	0.190	700	22.8	73	26.1	71
XFWICS0603-24NJ	24.0@250MHz	5	37	2650	0.135	700	24.5	45	28.7	39
XFWICS0603-27NJ	27.0@250MHz	5	40	2800	0.220	600	29.2	74	34.6	65
XFWICS0603-30NJ	30.0@250MHz	5	37	2250	0.144	600	31.4	47	39.9	28
XFWICS0603-33NJ	33.0@250MHz	5	40	2300	0.220	600	36	67	49.5	42
XFWICS0603-36NJ	36.0@250MHz	5	38	2080	0.250	600	39.4	47	52.7	24
XFWICS0603-39NJ	39.0@250MHz	5	40	2200	0.250	600	42.7	60	60.2	40

XFWICS0603 SERIES INDUCTORS

Part Number	INDUCTANCE (nH)	Toler- ance %	Q Min	SRF Min. (MHz)	RDC Max (Ohms)	IDC Max (mA)	900MHz		1.7GHz	
							L Typ	Q Typ	L Typ	Q Typ
XFWICS0603-43NJ	43.0@250MHz	5	39	2000	0.280	600	47	44	64.9	21
XFWICS0603-47NJ	47.0@250MHz	5	38	2000	0.280	600	52.2	62	77.2	35
XFWICS0603-56NJ	56.0@250MHz	5	38	1900	0.310	600	62.5	56	97.0	26
XFWICS0603-68NJ	68.0@250MHz	5	37	1700	0.340	600	80.5	54	168	21
XFWICS0603-72NJ	72.0@150MHz	5	34	1700	0.490	400	82	53	135	20
XFWICS0603-82NJ	82.0@150MHz	5	34	1700	0.540	400	96.2	54	177	21
XFWICS0603-R10J	100@150MHz	5	34	1400	0.580	400	124	49		
XFWICS0603-R11J	110@150MHz	5	32	1350	0.610	300	138	43		
XFWICS0603-R12J	120@150MHz	5	32	1300	0.650	300	166	39		
XFWICS0603-R15J	150@150MHz	5	28	990	0.920	280	250	25		
XFWICS0603-R18J	180@100MHz	5	25	990	1.250	240	305	22		
XFWICS0603-R22J	220@100MHz	5	25	900	1.900	200	480	8		
XFWICS0603-R27J	270@100MHz	5	24	900	2.300	170	980	4		