

DC Pass

Matching Transformer

Z7550-BMNF+

50/75Ω

DC to 2500 MHz



CASE STYLE: QP1876

The Big Deal

- Low Insertion loss 0.6 dB
- 1W Power Handling
- N-F (50Ω) to BNC-M (75Ω) Connectors

Product Overview

Mini-Circuits' Z7550-BMNF+ is a coaxial 50/75Ω matching transformer covering the DC to 2500 MHz frequency range, supporting impedance matching in a wide range of systems including CATV, broadband networks, matching antenna systems and more. This model is ideal for 50/75Ω impedance matching in systems where minimizing overall signal loss is a priority. The transformer handles RF input power up to 1W and comes housed in a rugged, compact aluminum alloy case (1.25 x 1.25 x 0.75") with N-F (50Ω) to BNC-M (75Ω) connectors.

Key Features

Feature	Advantages
Wideband, DC to 2500 MHz	Supports a wide variety of applications including CATV and DOCSIS® 3.1 systems and equipment.
Low insertion loss, 0.5 dB	Enables excellent signal power transmission from input to output, minimizing overall system losses.
1W Power handling	Supports a range of system power requirements.
Compact size, 1.25 x 1.25 x 0.75"	Accommodates tight space requirements for crowded system layouts.
Connectorized package N-F (50Ω) to BNC-M (75Ω) connectors	Supports connections between components with different connector types.

Notes

- A. Performance and quality attributes and conditions not expressly stated in this specification document are intended to be excluded and do not form a part of this specification document.
B. Electrical specifications and performance data contained in this specification document are based on Mini-Circuit's applicable established test performance criteria and measurement instructions.
C. The parts covered by this specification document are subject to Mini-Circuits standard limited warranty and terms and conditions (collectively, "Standard Terms"); Purchasers of this part are entitled to the rights and benefits contained therein. For a full statement of the Standard Terms and the exclusive rights and remedies thereunder, please visit Mini-Circuits' website at www.minicircuits.com/MCLStore/terms.jsp



DC Pass Matching Transformer

Z7550-BMNF+

50/75Ω DC to 2500 MHz

Maximum Ratings

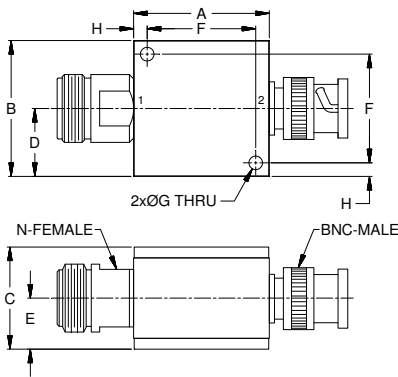
Operating Temperature	-40°C to 85°C
Storage Temperature	-55°C to 100°C
DC Current	5A max.
DC Resistance	0.2Ω max.

Permanent damage may occur if any of these limits are exceeded.

Coaxial Connections

Input	N-Female
Output	BNC-Male

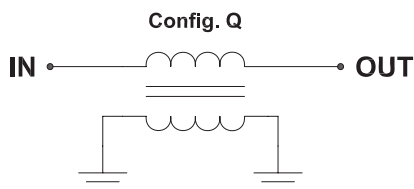
Outline Drawing



Outline Dimensions (inch mm)

A	B	C	D	E	F	G	H	Wt.
1.25	1.25	.94	.63	.47	1.00	.13	.13	grams
31.75	31.75	23.88	16.00	11.94	25.40	3.30	3.30	67

Functional Schematic



Features

- Low loss (0.6 dB) matching device
- Wideband coverage, DC-2500MHz
- Connectorized package

Applications

- Impedance matching
- CATV
- Matching antenna systems



CASE STYLE: QP1876
Connectors Model
75Ω BNC-M Z7550-BMNF+
50Ω N-F

+RoHS Compliant

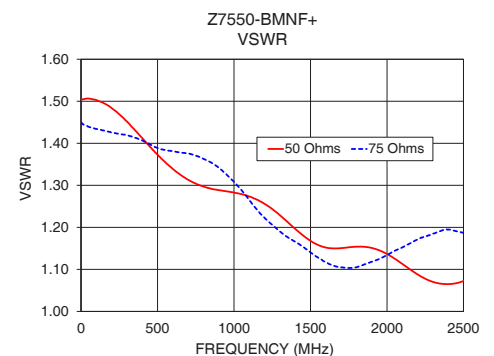
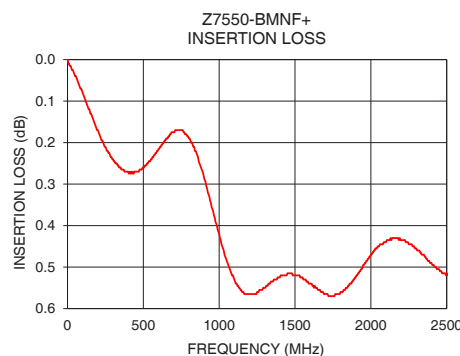
The +Suffix identifies RoHS Compliance. See our web site for RoHS Compliance methodologies and qualifications

Electrical Specifications at 25°C

Parameter	Frequency (MHz)	Min.	Typ.	Max.	Unit
Frequency Range	-	DC	-	2500	MHz
Insertion Loss	10	-	-	0.3	dB
	950-2500	-	0.6	1.2	
VSWR	10	-	-	1.8	:1
	950-2500	-	-	1.5	
Power	DC-2500	-	-	1	W

Typical Performance Data

Frequency (MHz)	Insertion Loss (dB)	VSWR	
		50 Ω	75 Ω
10	0.01	1.50	1.45
100	0.08	1.50	1.44
250	0.21	1.47	1.42
500	0.26	1.37	1.39
950	0.36	1.29	1.33
1500	0.52	1.17	1.14
1750	0.57	1.15	1.10
2150	0.43	1.10	1.16
2300	0.46	1.07	1.18
2500	0.52	1.07	1.19



Notes

- Performance and quality attributes and conditions not expressly stated in this specification document are intended to be excluded and do not form a part of this specification document.
- Electrical specifications and performance data contained in this specification document are based on Mini-Circuit's applicable established test performance criteria and measurement instructions.
- The parts covered by this specification document are subject to Mini-Circuits standard limited warranty and terms and conditions (collectively, "Standard Terms"); Purchasers of this part are entitled to the rights and benefits contained therein. For a full statement of the Standard Terms and the exclusive rights and remedies thereunder, please visit Mini-Circuits' website at www.minicircuits.com/MCLStore/terms.jsp

