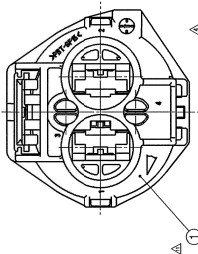
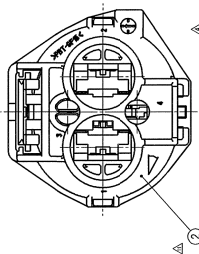


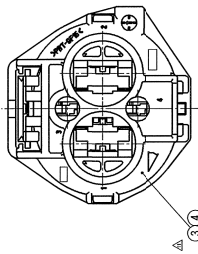
CODING OVERVIEW



2P SEALED HYBRID CONNECTOR △
P.N. 7283-8497-30, 7287-8598-10, 7289-7646-10 △ △ △



3P SEALED HYBRID CONNECTOR △
P.N. 7283-8498-30, 7287-8599-10, 7289-7647-30 △ △ △



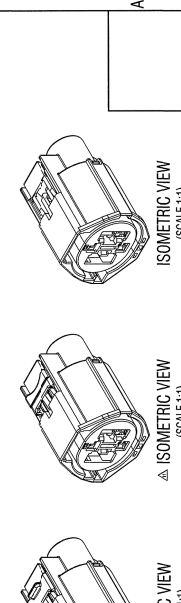

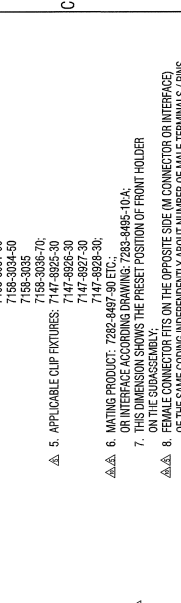
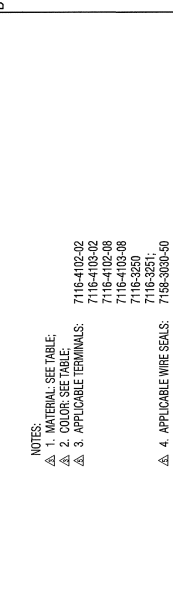
4P SEALED HYBRID CONNECTOR △
P.N. 7283-8497-30, 7283-8598-30, 7287-7301-30 △
7289-7647-30, 7289-7648-30 △

TABLE

TABLE	CPA VR. 2	PRT-GF15	RED	SUBASSEMBLY
①	1712-1570-50	PRT-GF15	RED	MSSS
②	1712-6531-50	PRT-GF15	RED	
③	1737-2892-50	SILICONE RUBBER	RED	
④	1739-0012	FRONT HOLDER F	NATURAL	
⑤	1763-8598-30 (new)	4P HOUSING F	BLACK	
⑥	1763-8497-30	7 4P HOUSING F	BLACK	
⑦	1763-8496-30	7 3P HOUSING F	BLACK	
⑧	1763-8495-10	7 2P HOUSING F	BLACK	
⑨	1763-8495-10	7 2P HOUSING F	BLACK	

NO. PART NUMBER REV. PART NAME MATERIAL COLOR QTY SUBASSEMBLY

△ 1. MATERIAL SEE TABLE;
△ 2. COLOR: SEE TABLE;
△ 3. APPLICABLE TERMINALS;
△ 4. APPLICABLE WIRE SEALS;
△ 5. APPLICABLE CLIP FIXTURES;
△ 6. MATING PRODUCT;
△ 7. THIS DIMENSION SHOWS THE PRESET POSITION OF FRONT HOLDER ON THE SUBASSEMBLY;
△ 8. FEMALE CONNECTOR FITS ON THE OPPOSITE SIDE (M CONNECTOR OR INTERFACE) OF THE SAME CODING (INDEPENDENTLY ABOUT NUMBER OF TABLE TERMINALS) / PINS. OF THE MATING PRODUCT. RESPONSIBILITY OF CONSEQUENCE FOR MATING WITH WRONG COLOR CODING.
△ 9. FOR GENERAL GEOMETRICAL TOLERANCE SEE TABLE (ECCENT -ECCENTRICITY);
△ 10. PRODUCT STANDARD: YVES-11-04-087;
△ 11. HANDLING MANUAL: YVES-15-807;
△ 12. THE MATERIALS USED IN THIS PRODUCT SHALL BE IN CONFORMITY WITH REQUIREMENTS OF EU ELV 2000/63/EU DIRECTIVE AND ASSOCIATED DOCUMENTS.
△ 13. THIS DIMENSION IS APPLICABLE ON SUBASSEMBLY WITH CPA VERSION 2.



UPDATED DATE	REVISION NO.	DESCRIPTION
07.07.2016	1	INITIAL RELEASE
08.04.2016	1	ADDED NEW PART NO. YVES-15-0293
09.07.2016	1	ADDED NEW PART NO. YVES-15-0294
09.07.2016	1	CHANGED PART NO. YVES-15-0508
14.06.2011	1	ADDED NEW PART NO. YVES-15-0473
08.12.2010	1	CHANGED PART NO. YVES-15-0528
01.08.2007	1	CHANGED PART NO. YVES-15-0529
01.08.2007	1	CHANGED PART NO. YVES-15-0530
25.04.2005	1	CHANGED PART NO. YVES-15-0542
25.03.2003	1	CHANGED PART NO. YVES-15-0542
12.03.2003	1	CHANGED PART NO. YVES-15-0528
30.03.2002	1	CHANGED PART NO. YVES-15-0529
30.03.2002	1	CHANGED PART NO. YVES-15-0530

CUSTOMER PART NO.	OFFICE YELK-△	TRIAL PART NO.	CUSTOMER DRAWING NO.	DATE	NAME	ISSUE MARK
7283-8497-30	YVES-15-0508	YVES-15-0508	2P-1.5+2P-9.5 WP-HYBRID CONN.	2016.07.07	YVES-15-0508	

GENERAL TOLERANCE	ISO	ANGLE	ANGLE	ANGLE
A	±0.15	-0.2	-0.3	-0.5
B	±0.2	-0.3	-0.55	-0.95
C	±0.3	-0.5	-0.8	-1.2

CHECKED	DESIGNED	DRAWN	DATE
YVES-15-0508	YVES-15-0508	YVES-15-0508	2016.07.07