




Forward Converter Transformer

For Akros AS1130
PoE Controller



- Developed for Akros Silicon AS1130, 30 W PoE Controller with Integrated DC-DC Conversion
- Designed for forward topology operating at 350 kHz
- 1500 Vrms, one minute isolation from primary to secondary

Core material Ferrite

Terminations RoHS tin-silver over tin over nickel over phos bronze. Other terminations available at additional cost.

Weight 10.7 g

Ambient temperature -40°C to +125°C

Storage temperature Component: -40°C to +125°C.

Tape and reel packaging: -40°C to +80°C

Resistance to soldering heat Max three 40 second reflows at +260°C, parts cooled to room temperature between cycles

Moisture Sensitivity Level (MSL) 1 (unlimited floor life at <30°C / 85% relative humidity)

Failures in Time (FIT) / Mean Time Between Failures (MTBF)

38 per billion hours / 26,315,789 hours, calculated per Telcordia SR-332

Packaging 175 per 13" reel Plastic tape: 44 mm wide, 0.4 mm thick, 32 mm pocket spacing, 11.9 mm pocket depth

PCB washing Tested with pure water or alcohol only. For other solvents, see Doc787_PCB_Washing.pdf.

Part number ¹	Inductance ² min (µH)	DCR max (Ohms) ³		Leakage inductance ⁴ max (µH)	Input voltage range (V)	Turns ratio ⁵ pri : sec	Output	Input filter inductor	Output filter inductor
		pri	sec						
GA3291-AL_	152	0.065	0.031	0.215	36 – 57	1 : 0.923	12 V, 2.5 A	DO1608C-103	MSS1278-683

1. When ordering, please specify a **packaging** code:

GA3291-ALD

Packaging: D = 13" machine ready reel. EIA-481 embossed plastic tape (175 parts per full reel).

B = Less than full reel. In tape, but not machine ready. To have a leader and trailer added (\$25 charge), use code letter D instead.

2. Inductance is measured at 300 kHz, 0.6 Vrms, 0 Adc.

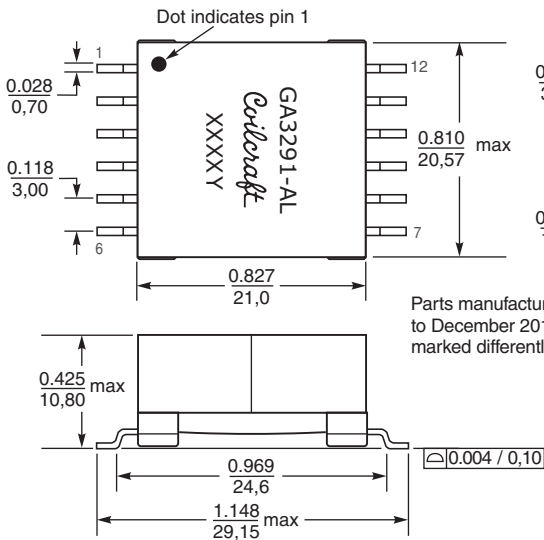
3. DCR for the primary is measured from pin 1 to pin 3.

4. Leakage inductance is for the primary (pin 1 to pin 3) and is measured with the secondary shorted.

5. Turns ratio is based on the entire the primary winding (pin 1 to pin 3).

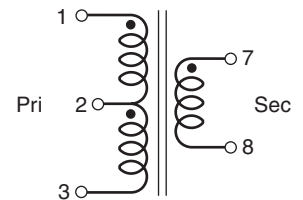
6. Electrical specifications at 25°C.

Refer to Doc 362 "Soldering Surface Mount Components" before soldering.



Parts manufactured prior to December 2011 may be marked differently.

Dimensions are in inches / mm



Primary is pin 1 to pin 3. Terminal 2 is for internal connection only. Do not connect terminal 2 to ground or any circuitry.



www.coilcraft.com

US +1-847-639-6400 sales@coilcraft.com
UK +44-1236-730595 sales@coilcraft-europe.com
Taiwan +886-2-2264 3646 sales@coilcraft.com.tw
China +86-21-6218 8074 sales@coilcraft.com.cn
Singapore + 65-6484 8412 sales@coilcraft.com.sg

Document 674 Revised 12/15/11

© Coilcraft Inc. 2013

This product may not be used in medical or high risk applications without prior Coilcraft approval. Specification subject to change without notice. Please check web site for latest information.