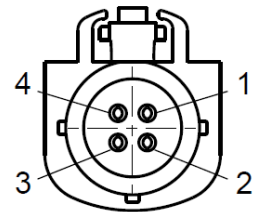
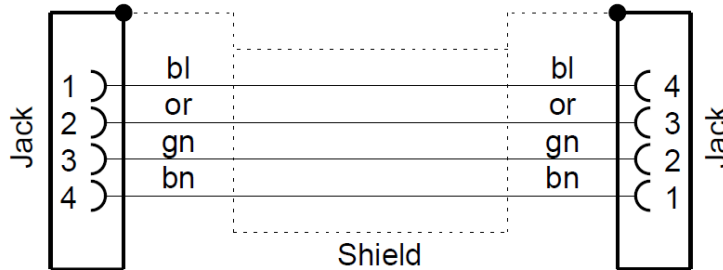


View A



View B

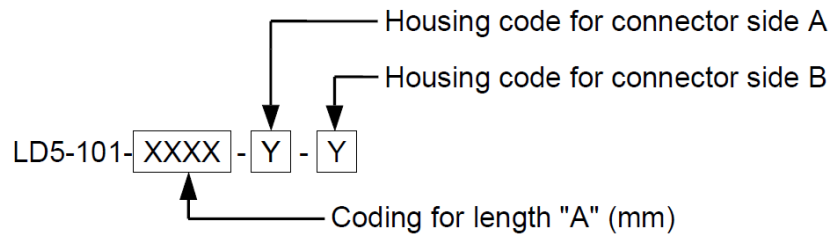
Dimensions (mm)			
Range (length "A")	200 to 1000	1001 to 5000	5001 to 20000
Tolerance (mm)	± 10	± 15	± 20

1) "B" = "A" - 52mm

**Interface**

According to

RN 059-01



**Change history**

Rev.	Date	Change
b00	08.10.13	Changed the table for the range (length) A and the tolerance
c00	26.04.16	Length '(“B”)' with note '1)' added Note '1) “B” = “A” – 52mm' added

Dieses Dokument ist urheberrechtlich geschützt • This document is protected by copyright • Rosenberger Hochfrequenztechnik GmbH & Co. KG

While the information has been carefully compiled to the best of our knowledge, nothing is intended as representation or warranty on our part and no statement herein shall be construed as recommendation to infringe existing patents. In the effort to improve our products, we reserve the right to make changes judged to be necessary.

Draft	Date	Approved	Date	Rev.	Engineering change number	Name	Date
M. Ruf	30.05.11	F. Mayer	26.04.16	c00	16-0649	M. Kolbe	26.04.16

RF\_35/09.14/6.2