

Marketing Bulletin

DATE: March 24th, 2006
TO: All Sales Personnel
FROM: Mark Stoner
RE: Product Termination

To all concerned parties,

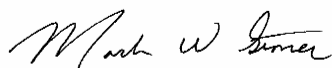
This bulletin is to notify all customers of the discontinuation of the following Ecliptek series effective March 24th, 2006:

Series	Description	Recommended Replacement
E13C4	3.3V 5 x 7mm SMD LVPECL Oscillator	E13C7 or E13D8

In compliance with our End of Life (EOL) policy, this will serve as advanced notice of product termination. New orders will not be accepted after April 1st, 2007, with delivery to conclude by July 1st 2007.

If there are any questions pertaining to this bulletin, please feel free to contact me. Thank you again for your cooperation.

Best Regards,




Mark W. Stoner
Director of Marketing
Ecliptek Corporation

E13C4 Series



- RoHS Compliant (Pb-Free)
- LVPECL Output Oscillators
- 3.3V Supply Voltage
- AT-Cut Third Overtone Crystal
- Ceramic 6-Pad SMD Package
- Stability to 25ppm
- Tri-State Output
- Complementary Output



NOTES

OBSOLETE

ELECTRICAL SPECIFICATIONS

Nominal Frequency	100MHz, 106.250MHz, 125MHz, 133.333MHz, 155.52MHz, 156.25MHz, 161.1328MHz or 166MHz	
Operating Temperature Range	0°C to 70°C, -5°C to 85°C, or -40°C to +85°C	
Storage Temperature Range	-55°C to 125°C	
Supply Voltage (V_{CC})	3.3V _{DC} ±5%	
Input Current	75mA Maximum	
Frequency Tolerance / Stability	Inclusive of Operating Temperature Range, Supply Voltag, Load, and 1st year Aging at 25°C	±100ppm, ±50ppm, or ±25ppm Maximum
Output Voltage Logic High (V_{OH})	V _{CC} -1.025V _{DC} Minimum	
Output Voltage Logic Low (V_{OL})	V _{CC} -1.620V _{DC} Maximum	
Rise Time / Fall Time	20% to 80% of waveform	1 nSeconds Maximum
Duty Cycle	at 50% of waveform	50 ±10(%) 50 ±5(%)
Load Drive Capability	50 Ohms into V _{CC} -2.0V _{DC}	
Logic Control / Additional Output	Complementary Output and Tri-State	
Tri-State Input Voltage	V _{IH} of 70% of V _{CC} Minimum No Connection V _{IL} of 30% of V _{CC} Maximum	Enables Output Enables Output Disables Output: High Impedance
Standby Current	Without Load	10µA Maximum
Start Up Time	10 mSeconds Maximum	
RMS Phase Jitter	FJ = 12kHz to 20MHz	0.24 pSec Typical, 1 pSec Maximum
RMS Period Jitter	3 pSec Typical, 5 pSec Maximum	

MANUFACTURER ECLIPTEK CORP.	CATEGORY OSCILLATOR	SERIES E13C4	PACKAGE CERAMIC	VOLTAGE 3.3V	CLASS OS1A	REV. DATE 04/03
--------------------------------	------------------------	-----------------	--------------------	-----------------	---------------	--------------------

OBSOLETE

PART NUMBERING GUIDE

E13C4 E 2 F - 155.520M TR

FREQUENCY TOLERANCE & STABILITY/ OPERATING TEMPERATURE RANGE

C=±100ppm Maximum over 0°C to +70°C
 D=±50ppm Maximum over 0°C to +70°C
 E=±25ppm Maximum over 0°C to +70°C
 G=±100ppm Maximum over -40°C to +85°C
 H=±50ppm Maximum over -40°C to +85°C
 J=±25ppm Maximum over -40°C to +85°C
 L=±100ppm Maximum over -5°C to +85°C
 M=±50ppm Maximum over -5°C to +85°C
 N=±25ppm Maximum over -5°C to +85°C

AVAILABLE OPTIONS

Blank= Tubes
 TR= Tape and Reel (Standard)

FREQUENCY

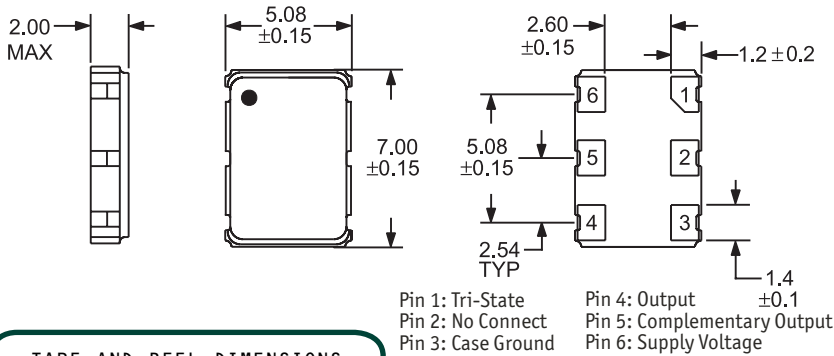
LOGIC CONTROL/ADDITIONAL OUTPUT

F= Complementary Output and Tri-State

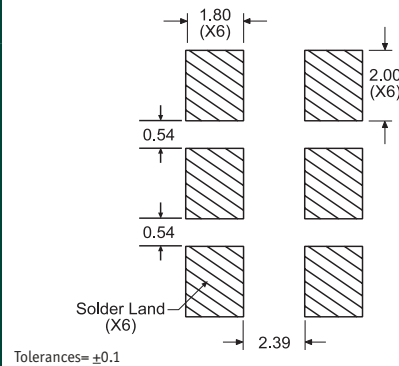
DUTY CYCLE

1=50%±10%, 2=50%±5%

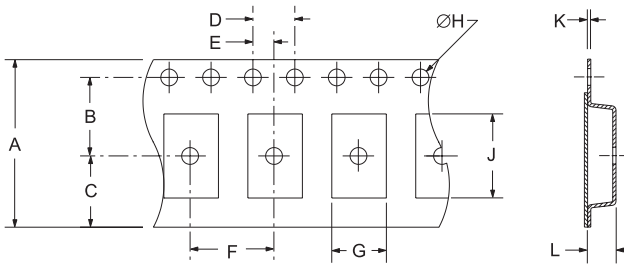
MECHANICAL DIMENSIONS ALL DIMENSIONS IN MILLIMETERS



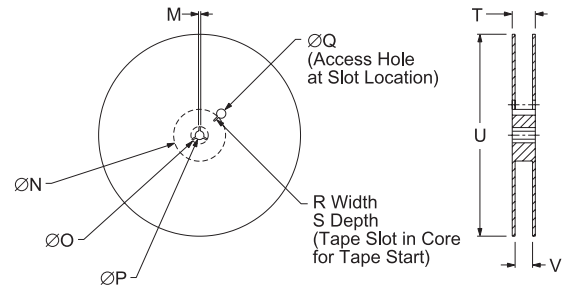
SUGGESTED SOLDER PAD LAYOUT ALL DIMENSIONS IN MILLIMETERS



TAPE AND REEL DIMENSIONS ALL DIMENSIONS IN MILLIMETERS



TAPE	A	B	C	D	E
	16±.3-1	7.5±.1	6.75±.1	4 ±.1	2±.1
F	G	H	J	K	L
8±.1	B0*	1.5 +.1-0	A0*	.3±.05	K0*



REEL	M	N	O	P	Q
	1.5 MIN	50 MIN	20.2 MIN	13±.2	40 MIN
R	S	T	U	V	QTY/REEL
2.5 MIN	10 MIN	22.4 MAX	360 MAX	16.4+2-0	1,000

*Compliant to EIA 481A

ENVIRONMENTAL/MECHANICAL SPECIFICATIONS

Characteristic	Specification
Fine Leak Test	MIL-STD-883, Method 1014, Condition A
Gross Leak Test	MIL-STD-883, Method 1014, Condition C
Mechanical Shock	MIL-STD-202, Method 213, Condition C
Vibration	MIL-STD-883, Method 2007, Condition A
Solderability	MIL-STD-883, Method 2002
Temperature Cycling	MIL-STD-883, Method 1010
Resistance to Soldering Heat	MIL-STD-202, Method 210
Resistance to Solvents	MIL-STD-202, Method 215

MARKING SPECIFICATIONS

Line 1: ECLIPTEK
 Line 2: XX.XXX M
 Frequency in MHz (5 Digits Maximum + Decimal)
 Line 3: XX Y ZZ
 Week of Year
 Last Digit of Year
 Ecliptek Manufacturing Identifier

MANUFACTURER	CATEGORY	SERIES	PACKAGE	VOLTAGE	CLASS	REV. DATE
ECLIPTEK CORP.	OSCILLATOR	E13C4	CERAMIC	3.3V	OS1A	04/03