PRODUCT SPECIFICATION

RoHS Compliance

DATE：02/22/2011

cosmo ELECTRONICS CORPORATION	SOLID STATE RELAY - MOSFET OUTPUT KAQY213A	NO.61M00022 SHEET 1 OF 7	REV. 2

● OUTSIDE DIMENSION：

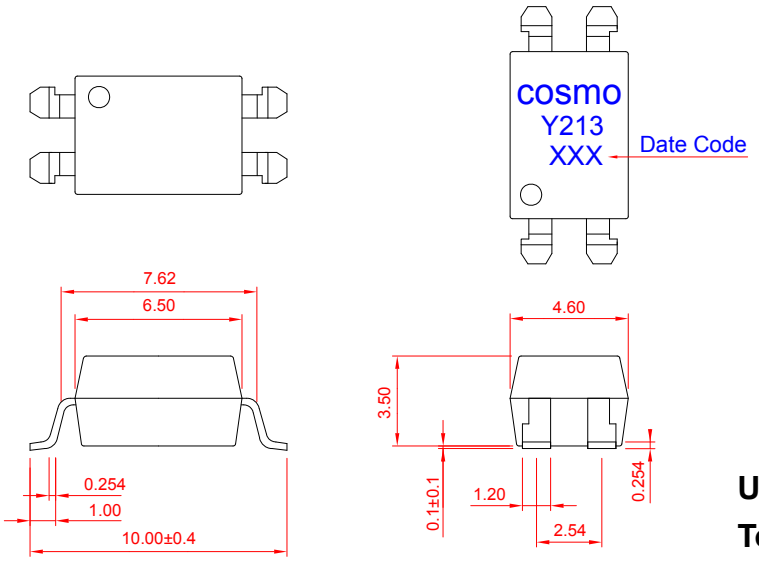

Unit：mm

Tolerance：±0.2mm

● Turn On / Turn Off time

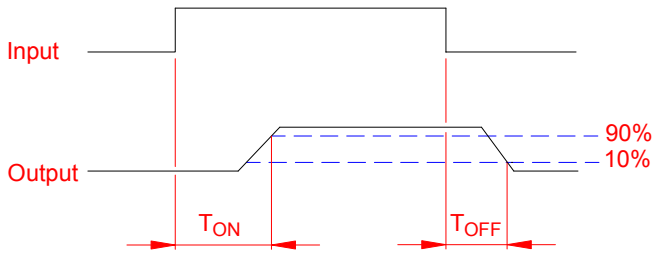

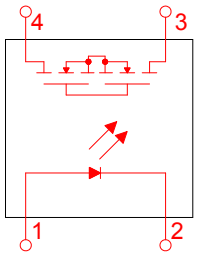

1 FORM A
NORMALLY OPEN

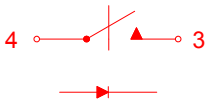

● Absolute Maximum Ratings

（Ta=25℃）

Emitter（Input）		Detector（Output）	
Reverse Voltage	5.0V	Output Breakdown Voltage	± 250V
Continuous Forward Current	50mA	Continuous Load Current	± 200mA
Peak Forward Current	1A	Power Dissipation	500mW
Power Dissipation	100mW		
Derate Linearly from 25℃	1.3mW/℃		
General Characteristics			
Isolation Test Voltage	5000VACrms	Storage Temperature Range	-40℃ to +125℃
Isolation Resistance		Operating Temperature Range ...	-40℃ to +85℃
Vio=500V，Ta=25℃	≧10^{10}Ω	Junction Temperature	100℃
Total Power Dissipation	550mW	Soldering Temperature，	
Derate Linearly from 25℃	2.5mW/℃	2mm from case，10 sec	260℃

PRODUCT SPECIFICATION

RoHS Compliance

DATE：02/22/2011

cosmo ELECTRONICS CORPORATION	SOLID STATE RELAY - MOSFET OUTPUT KAQY213A	NO.61M00022 SHEET 2 OF 7	REV. 2

● Electro-optical Characteristics

（Ta=25℃）

Parameter	Symbol	Conditions	Min.	Typ.	Max.	Unit.
Emitter（Input）						
Forward Voltage	V_F	I_F=10mA		1.2	1.5	V
Operation Input Current	IF_{ON}	V_L=±20V，I_L=100mA，t=10mS			5.0	mA
Recovery Input Current	IF_{OFF}	V_L=±20V，I_L≦5μA	0.2			mA
Detector（Output）						
Output Breakdown Voltage	V_B	I_B=50μA	250			V
Output Off-State Leakage	IT_{OFF}	V_T=250V，I_F=0mA		0.2	1	μA
I/O Capacitance	C_{ISO}	I_F=0，f=1MHz		6		pF
ON Resistance	R_{ON}	I_L=100mA，I_F=10mA		8	16	Ω
Turn-On Time	T_{ON}	I_F=10mA，V_L=±20V t=10ms，I_L=±100mA		0.3	1.0	ms
Turn-Off Time	T_{OFF}			0.1	1.0	ms

● MOS Relay Schematic and Wiring Diagrams

Schematic	Output configuration	Load	Connection	Wiring Diagrams
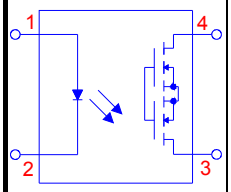	1a	AC/DC	-	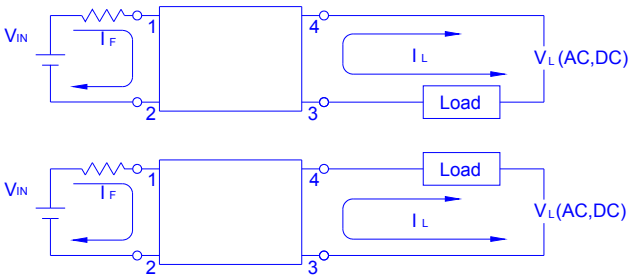

PRODUCT SPECIFICATION

RoHS Compliance

DATE：02/22/2011

cosmo ELECTRONICS CORPORATION	SOLID STATE RELAY - MOSFET OUTPUT KAQY213A	NO.61M00022 SHEET 3 OF 7	REV. 2

● Data Curve

Load current vs. ambient temperature
Allowable ambient Temperature：
-40℃ to +85℃

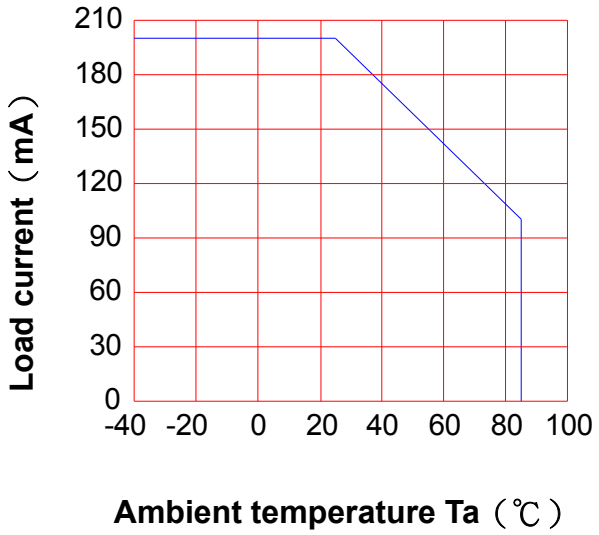

On resistance vs. ambient temperature across terminals 3 and 4 pin
LED current：5mA
Continuous load current：200mA（DC）

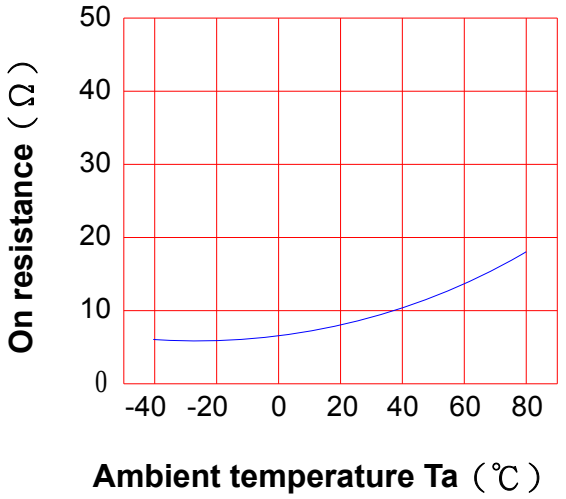

Turn On Time vs. ambient temperature
Load voltage 250V（DC）
LED current：5mA
Continuous load current：200mA（DC）

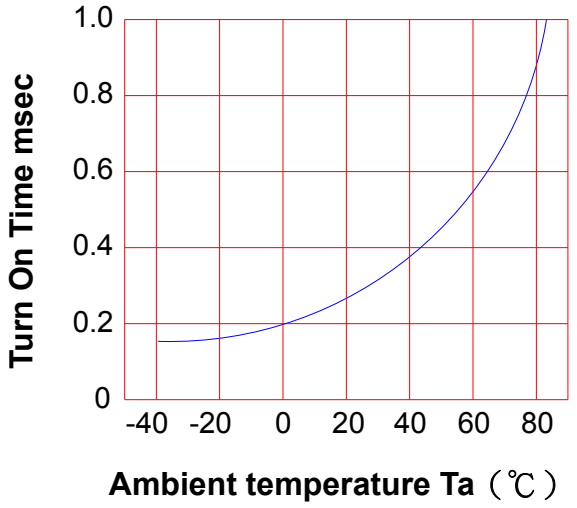

Turn Off Time vs. ambient temperature
Load voltage 250V（DC）
LED current：5mA
Continuous load current：200mA（DC）

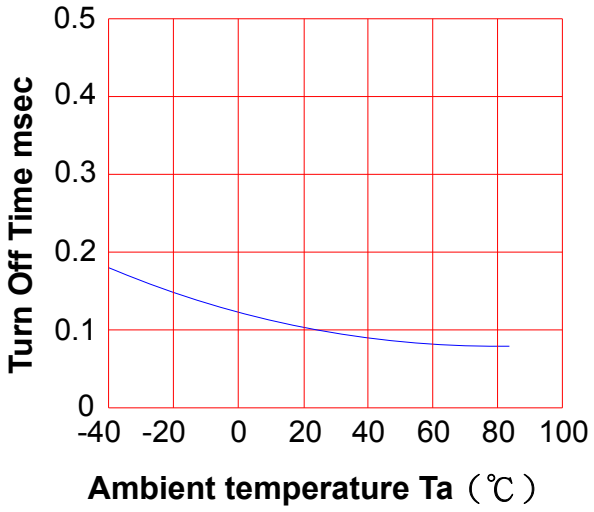

PRODUCT SPECIFICATION

RoHS Compliance

DATE：02/22/2011

cosmo ELECTRONICS CORPORATION	SOLID STATE RELAY - MOSFET OUTPUT KAQY213A	NO.61M00022 SHEET 4 OF 7	REV. 2

LED operate current vs. ambient temperature
Load Voltage：250V（DC）
Continuous load current：200mA（DC）

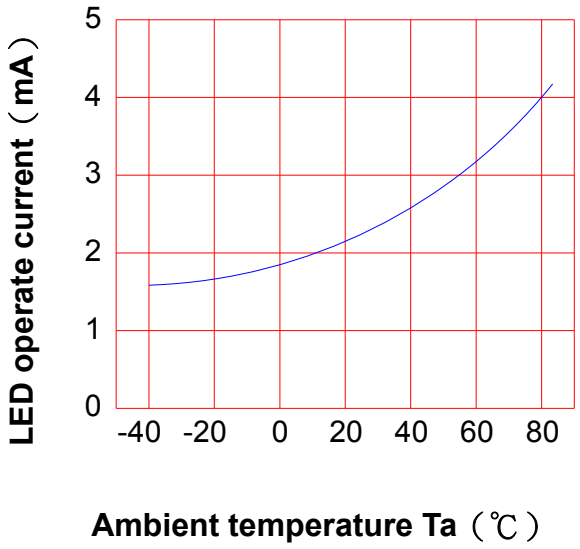

LED Turn Off current vs. ambient temperature
Load Voltage：250V（DC）
Continuous load current：200mA（DC）

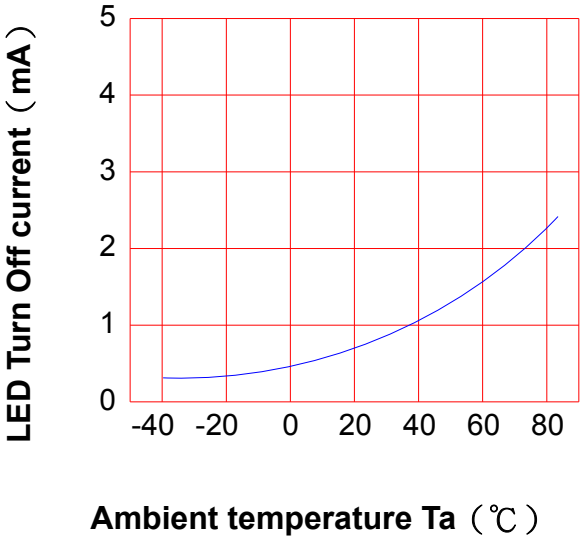

LED dropout voltage vs. ambient temperature
LED current：5 to 50mA

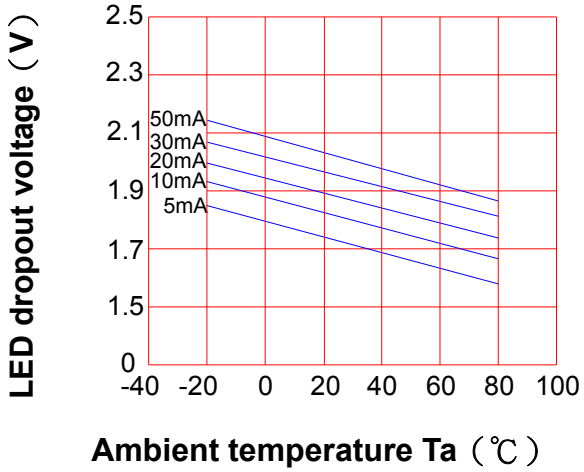

Voltage vs. current characteristics of output at MOSFET portion
Measured portion：across terminals 3 and 4 pin
Ambient temperature：25℃

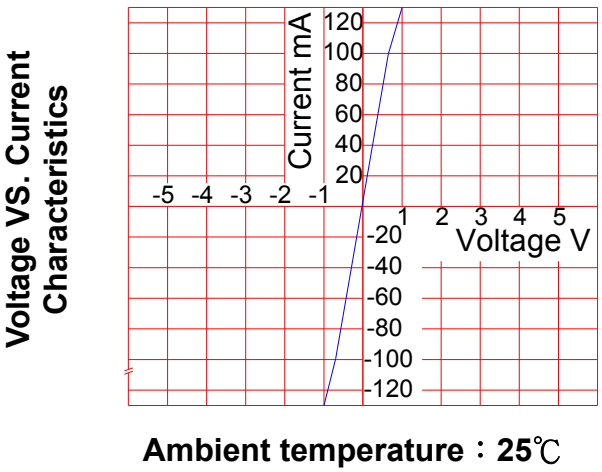

PRODUCT SPECIFICATION

RoHS Compliance

DATE：02/22/2011

cosmo ELECTRONICS CORPORATION	SOLID STATE RELAY - MOSFET OUTPUT KAQY213A	NO.61M00022 SHEET 5 OF 7	REV. 2

LED forward current vs. Turn On Time
Across terminals 3 and 4pin
Load voltage：250V（DC）
Continuous load current：200mA（DC）
Ambient temperature：25℃

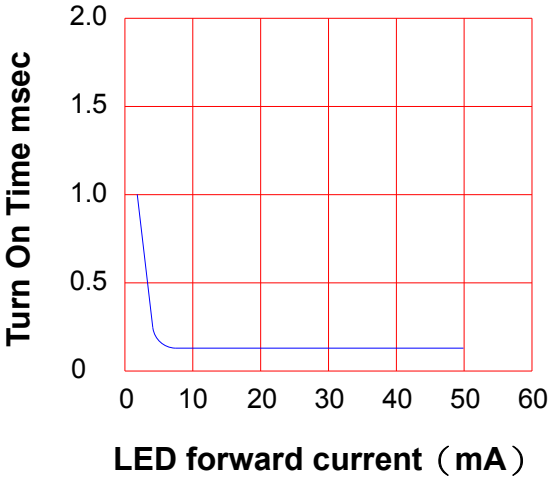

Off state leakage current
Across terminals 3 and 4 pin
Ambient temperature：25℃

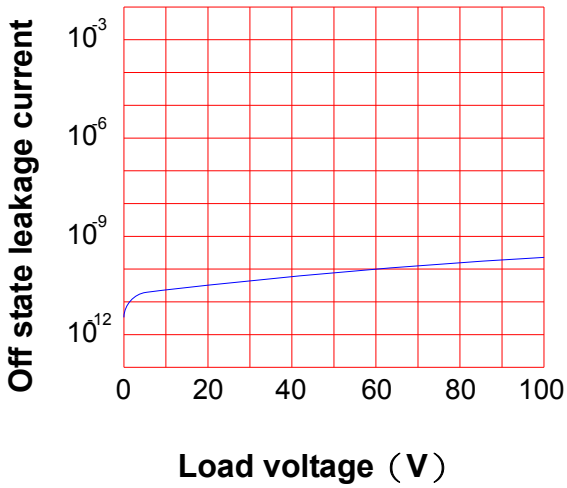

LED forward current vs. Turn Off Time
Across terminals 3 and 4 pin
Load voltage：250V（DC）
Continuous load current：200mA（DC）
Ambient temperature：25℃

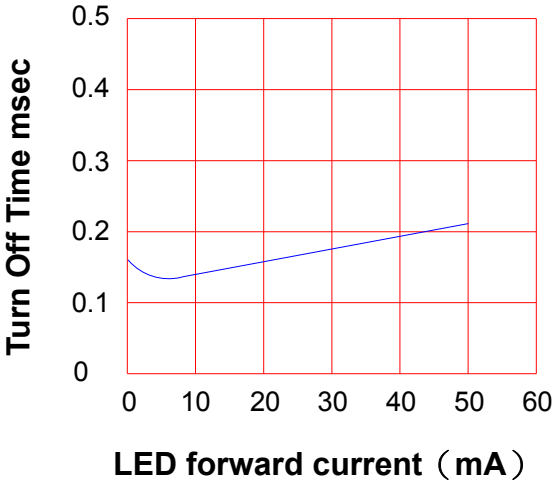

Applied voltage vs. output capacitance
Across terminals 3 and 4 pin
Frequency：1MHz
Ambient temperature：25℃

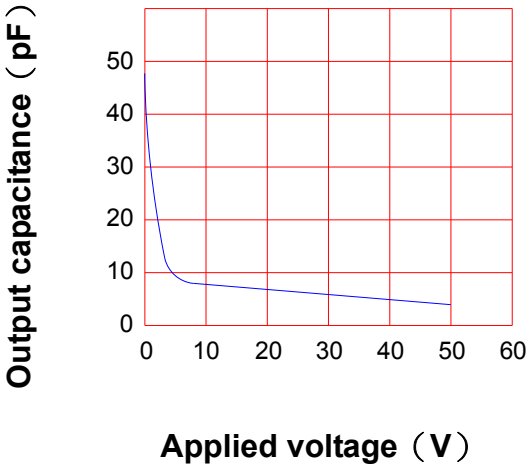

● USING METHODS

Examples of resistance value to control LED forward current（IF）

SSR-MOSFET OUTPUT （IF=5mA）

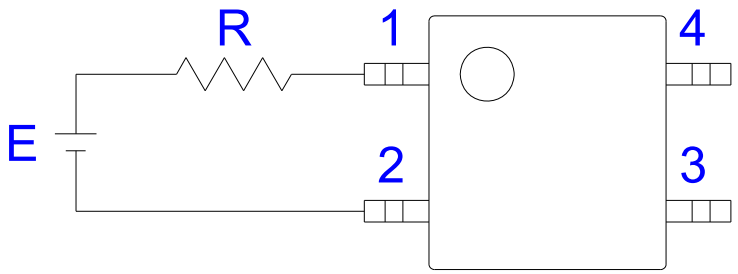

E	R
3.3V	Approx. 330 Ω
5V	Approx. 640 Ω
12V	Approx. 1.9K Ω
15V	Approx. 2.5K Ω
24V	Approx. 4.1K Ω

（1） LED forward current must be more than 5mA，at E min.
（2） LED forward current must be less than 50mA，at E max.

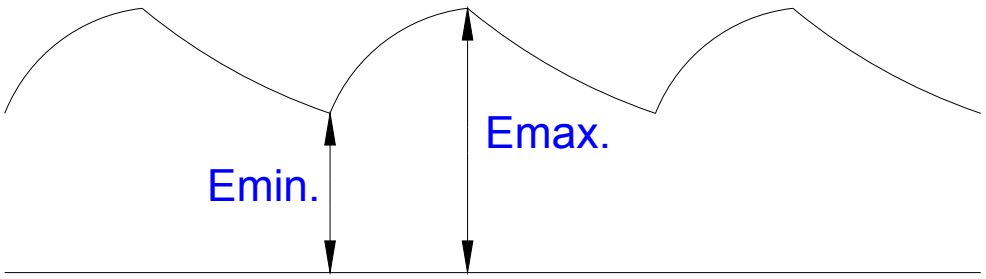

● USING METHODS

Regulate the spike voltage generated on the inductive load as follows：

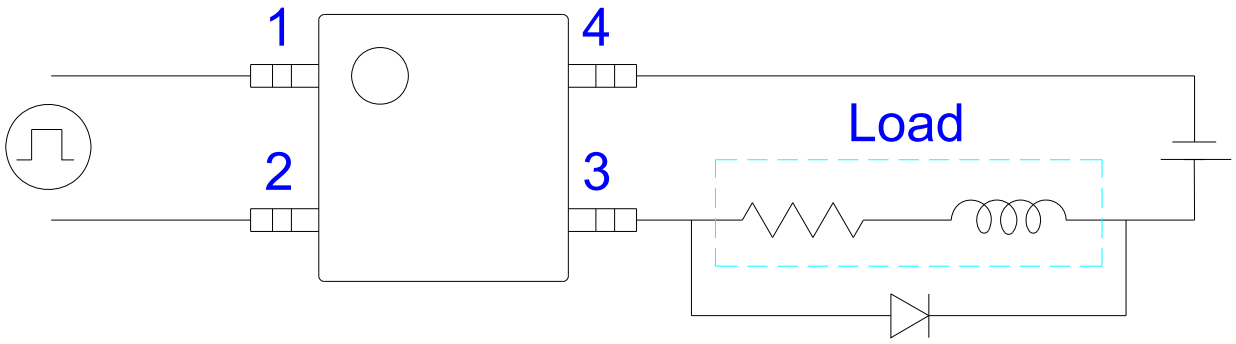

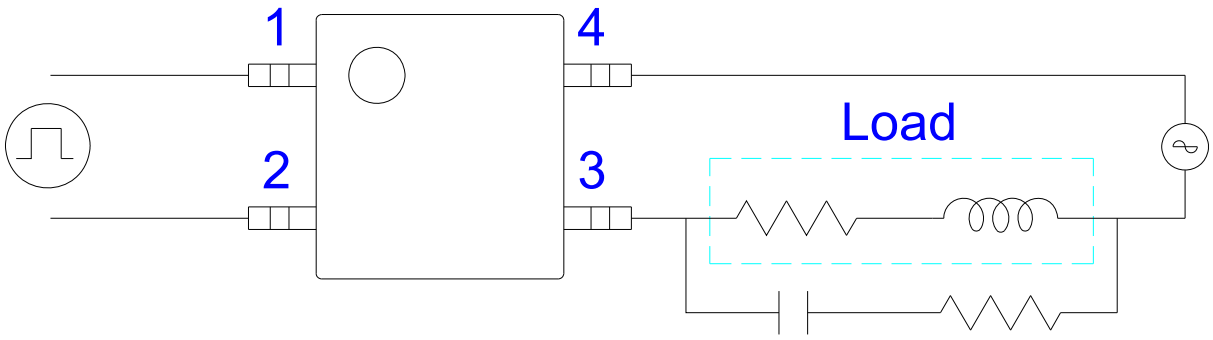

R-C Snubber