



# CONNOR-WINFIELD CORPORATION

AURORA, IL. 60505  
PHONE (630) 851-4722  
FAX (630) 851-5040

## HIGH FREQUENCY VCXO WITH TRI-STATE

SPECIFICATIONS	HVT51-100	HVT51-150	HVT51-200
Frequency Range (Fo)	30MHz to 100MHz	30MHz to 100MHz	30MHz to 65MHz
Frequency Stability (Voltage Control= 2.50Vdc)			
Vs Temperature	±25ppm		
Vs Calibration @25°C	±20ppm		
Vs Aging (15yrs)	±10ppm		
Total Frequency Tolerance	±55ppm Maximum (Referenced to Fo)		
Temperature Range	0°C to +70°C		
Waveform	CMOS Squarewave, TTL Compatible		
Load	50pF Maximum		
Voltage			
Voh	4.5V Minimum		
Vol	0.5V Maximum		
Current			
Ioh	-16mA		
Iol	16mA		
Duty Cycle	40/60 Maximum		
Rise/Fall Time	3nS Maximum		
Jitter (RMS)	5pS Maximum		
SSB Phase Noise (Typical)	-65dBc/Hz @ 10Hz , -130dBc/Hz @10KHz		
Frequency Control			
Pullability @25°C (Referenced to Fo)	±50ppm Minimum	±75ppm Minimum	±100ppm Minimum
Absolute Pull Range	±15ppm Minimum	±40ppm Minimum	±65ppm Minimum
Slope	Positive Transfer Characteristic		
Control Voltage	0.5Vdc to 4.5Vdc		
Monotonic Linearity	< ±10%		
Input Impedance	≥ 50K ohms		
Modulation Bandwidth	≥ 15KHz		
Input	Output E/D Time		
Enable	Vih		
Disable	Vil		
No connection	Output is enabled with no connection on pin 3		
Supply Voltage (Vcc)	+5Vdc ±5%		
Supply Current	50mA Max <50MHz , 70mA Max <100MHz		
Package	All metal, hermetically sealed, welded package		

**WARNING!** Do not insert oscillator into a hot circuit. Failure to comply will result in damage to oscillator.

Specifications subject to change without notice

BULLETIN #: VX234  
PAGE 1 OF 2

REV: 00  
DATE: 6/12/98

ISSUED BY: \_\_\_\_\_

Dimensional Tolerance: ±.02"  
±.005"



# CONNOR-WINFIELD CORPORATION

AURORA, IL. 60505

PHONE (630) 851-4722

FAX (630) 851-5040

## 14 PIN VCXO OSCILLATOR

EXAMPLE MODEL NUMBER:

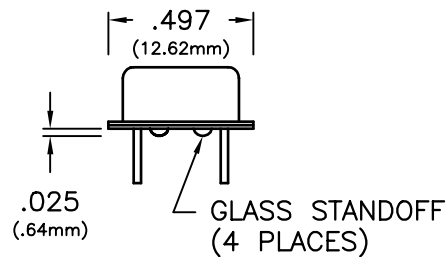
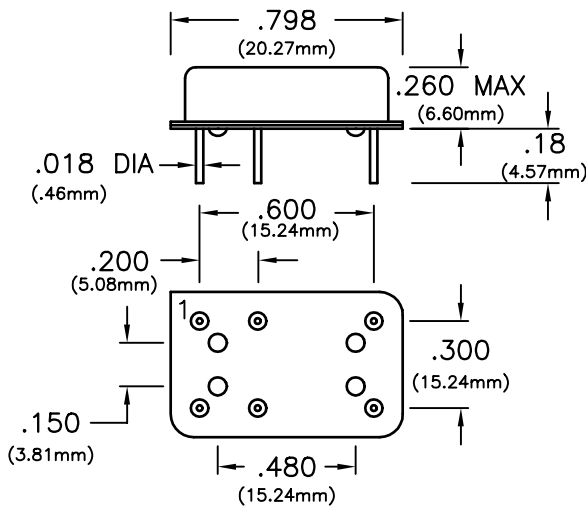
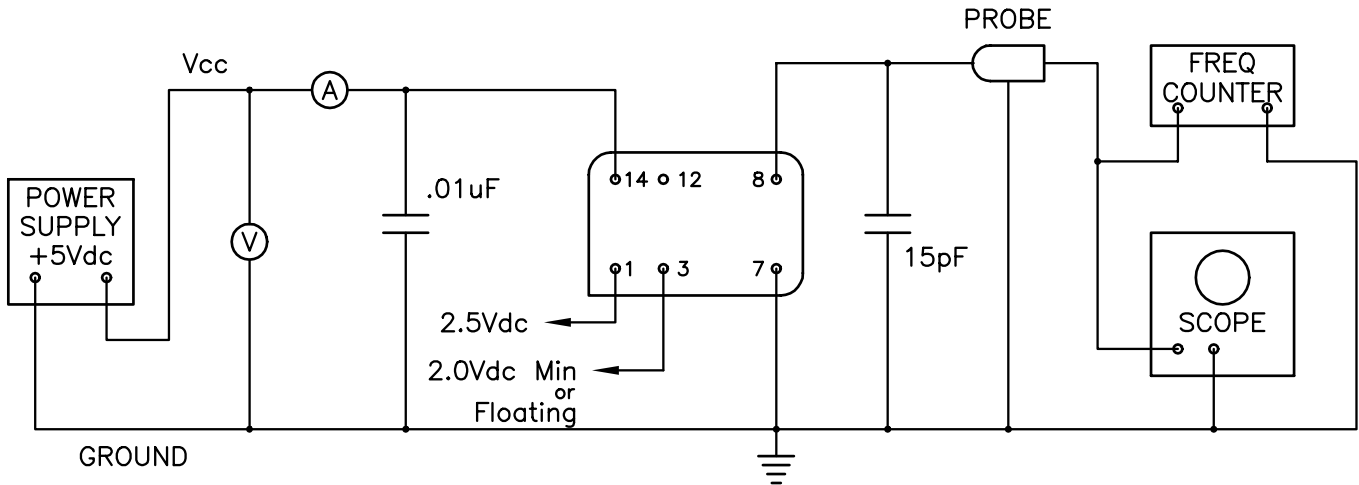
H V T 5 1 - 1 0 0 / 4 4 . 7 3 6 M H z

VCXO SERIES

MINIMUM DEVIATION OF  
±50ppm FROM 0.5  
TO 4.5Vdc CONTROL  
VOLTAGE.

CENTER FREQUENCY

### TEST CIRCUIT



PIN	CONNECTION
1	CONTROL VOLTAGE
3	TRI-STATE VOLTAGE
7	GROUND (CASE)
8	OUTPUT
12	NO CONNECTION
14	Vcc

Specifications subject to change without notice

BULLETIN #: VX234  
PAGE 2 OF 2

REV: 00  
DATE: 6/12/98

ISSUED BY: \_\_\_\_\_

Dimensional Tolerance: ±.02"  
±.005"