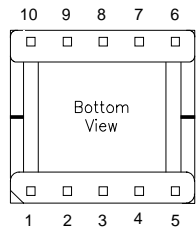
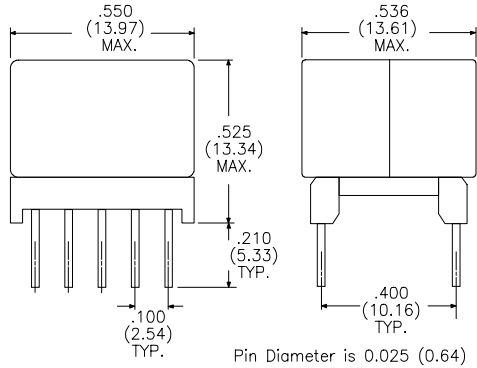


**EP13 Package**  
 Available in Surface Mount  
 Add suffix "G" to part number



**Electrical Specifications at 25°C**

P/N (EP13 Type)	T-1115	T-1116	T-1117	T-1118	T-1119	Units
Turns Ratio $\pm 2\%$ (Pins 7-9 : 1-5)	1:2.24	1:1.2	1.8:1	1:1	1:1	
Inductance $\pm 7\%$ Device Side (Pri.)	0.36	1.25	5.83	1.8	0.37	mH
Leakage Inductance	13	13	20	20	11	$\mu$ H
DC Resistance Pri.	0.3	1.2	8.0	1.0	2.2	$\Omega$
DC Resistance Sec.	0.8	1.3	1.3	1.3	1.8	$\Omega$
Longitudinal Balance (Min)	50	50	50	50	50	dB
Isolation (Min.)	1500	1500	1500	1500	1500	V <sub>RMS</sub>

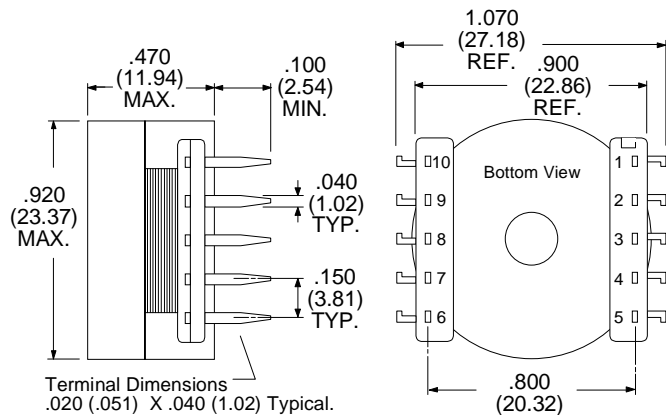
# ADSL Line Interface Transformers

For Designs using Globespan "CAP" Technology,  
 Please inquire for proper transformer selection

For Complete Details including  
 PDF Catalogs & Data Sheets on this  
 and other product families visit

[www.rhombus-ind.com](http://www.rhombus-ind.com)

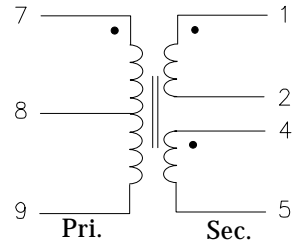
## ADSL Transformers Low Profile "Touch Tone" Design Surface Mount Versions Available



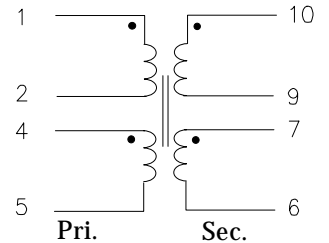
Termination Numbers for Reference Only.

**RS23X11 Package**  
 Available in Surface Mount  
 Add suffix "G" to part number  
 (Refer to SMD package drawing page 23)

**Schematic for EP13 Type**



**Schematic  
 RS23X11**



**Electrical Specifications at 25°C**

Parameters (RS2311 Type)	P/NT-726	P/NT-727	Units
Turns Ratio $\pm 3\%$	1 : 1	1 : 0.714	
Inductance $\pm 5\%$	367	475	$\mu$ H
Leakage Inductance max.	20	20	$\mu$ H
Interwinding Capacitance	30	30	pF
Primary DC Resistance	0.85	1.6	$\Omega$
Secondary DC Resistance	1.0	3.8	$\Omega$
Isolation (HI-POT)	3000	3000	V <sub>RMS</sub>
Primary DC	80	80	mA