



深圳市业展电子有限公司

# 承认书

## SPECIFICATION FOR APPROVAL

客户名称

Customer Name \_\_\_\_\_

客户料号

Customer P/N \_\_\_\_\_

产品名称

Product Name

Alloy Shunt Resistors - ASR Series

产品规格

Product Type

ASR-M-5-1-3%

申请承认日期

Apply Date

2019-08-02

版本

REV. \_\_\_\_\_

供货商属性  代理商 \_\_\_\_\_

Vendor Type Agency

制造商 深圳市业展电子有限公司

Manufacturer: Shenzhen Yezhan Electronics Co., Ltd

Note: 禁止使用 1 级环境管理物质.遵守 ACBEL"环境管理物质规范"中所要求之含量标准.

Banned use of hazardous substances of level 1; Comply with "Specification for Hazardous Substances and Materials Management" of ACBEL

供货商印鉴 Vendor Stamp	APPROVED	CHECKED	PREPARED	承认印鉴 Stamp
			邓小辉	

Mainland China: 深圳市业展电子有限公司

Shenzhen Yezhan Electronics Co., Ltd.

Add: 深圳市龙华新区观澜街道办横坑河东村 440 号 7 栋 4 楼

Tel: 0755-26517682 18926048203

E-mail: [caixiaojuan@yezhan.com.cn](mailto:caixiaojuan@yezhan.com.cn)

标准书名 Classification 承认书 Specification	Spec No.	YZ-QR-EN-007
品名：分流贴片电阻器 ASR Series Product Name: Alloy Shunt Resistors	Version	1.5
	Page	4-1

1. 一般事项 General

1.1 适用范围 Scope

本承认书适用于深圳市业展电子有限公司 制造之[分流贴片电阻器]。

This specification is available for Alloy Shunt Resistors manufactured by

Shenzhen Yezhan Electronics Co., Ltd.

1.2 品质 Quality

本电阻器的制造系经高质量管理程序，并具有高信赖性的质量保证，且符合 RoHS 和无卤要求。

The resistor is manufactured by highly quality-controlled process and guaranteed high reliability,

it meets RoHS & Halogen-Free requirement.

1.3 标准试验状态 Standard measuring conditions

温度  $20 \pm 2^\circ\text{C}$ 、湿度  $65 \pm 5\%$ 。

但在温度  $5 \sim 35^\circ\text{C}$ 、湿度  $45 \sim 85\%$ 之情况下，仍可给予判定。

Temperature  $20 \pm 2^\circ\text{C}$ , Humidity  $65 \pm 5\%$ .

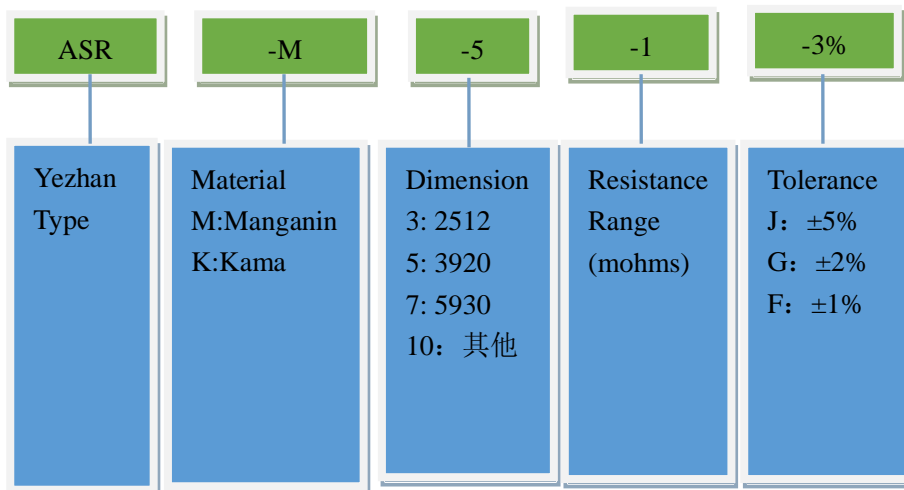
Being no doubt about the judgment, measurements can be made within the following Temperature

$5 \sim 35^\circ\text{C}$ , Humidity  $45 \sim 85\%$ .

1.4 形名 (例) Type designation (example)

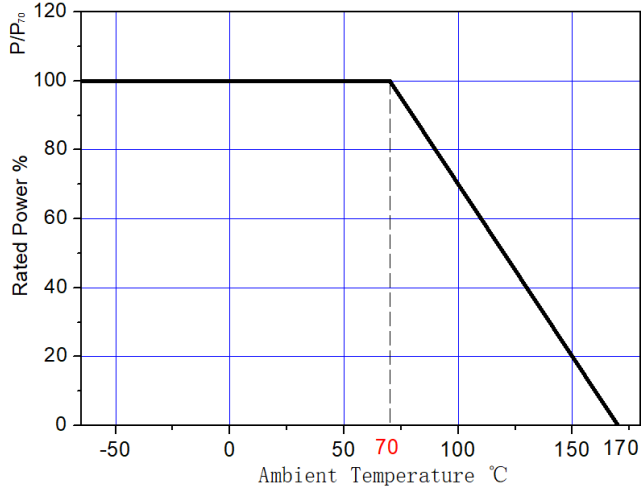
依使用种类、材料、规格、形状、公称电阻值、电阻值容许差而区别，其构造如下：

The type designation shall be in the following form and as specified.

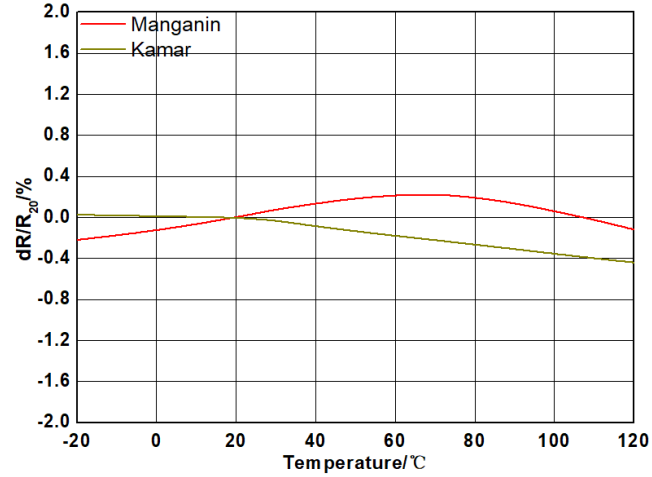


标准书名 Classification 承认书 Specification	Spec No.	YZ-QR-EN-007
品名 : 分流贴片电阻器 ASR Series Product Name: Alloy Shunt Resistors	Version	1.5
	Page	4-2

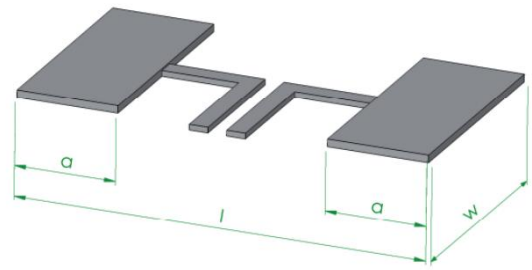
1.5 功率曲线 Power Derating



1.6 温度系数曲线 TCR Derating



1.7 推荐焊盘尺寸 Recommended Solder Pad Layout



PCB	l	w	a
2512	7	3.4	1.8
3920	11	6.2	2.7
5930	16	8.75	5.2

标准书名 Classification 承认书 Specification	Spec No.	YZ-QR-EN-007
品名：分流贴片电阻器 ASR Series Product Name: Alloy Shunt Resistors	Version	1.5
	Page	4-3

1.8 外形 External

项目 Item	参数 Parameters
材质 Material	锰铜 Manganin
图解 Drawing	<p>The drawing shows two views of the resistor. The top view is a rectangle with a central grey strip of width B and two orange side pads of width A. The total width is W. The side view shows a central grey strip of height h and two orange side pads of height A. The total height is 1.0 max. The side pads have a thickness T. The diameter of the mounting holes is D1 and D2.</p>
W	10mm ± 0.2mm
A	5.1mm ± 0.4mm
B	4.5mm ± 0.3mm
T	2.2mm ± 0.2mm
h	0.5mm ± 0.1mm
D1	0.4mm ± 0.1mm
D2	0.4mm ± 0.1mm
阻值 Resistors	1mΩ ± 3%
额定功率 Rated Power	5W
推荐使用温度 Operating Temperature	-65℃ ~ 170℃

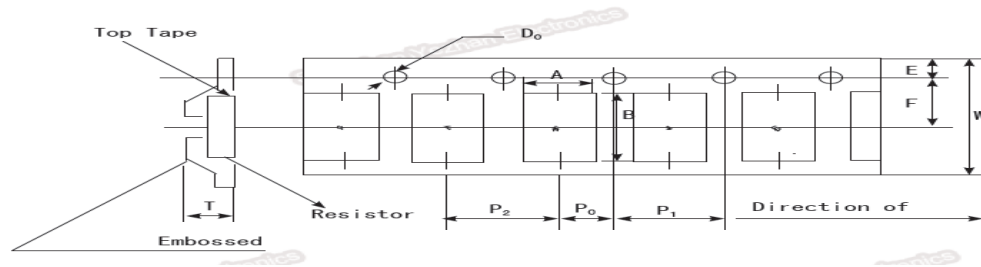
标准书名 Classification 承认书 Specification	Spec No.	YZ-QR-EN-007
品名：分流贴片电阻器 ASR Series	Version	1.5
Product Name: Alloy Shunt Resistors	Page	5-5

## 2 应用范围 Applications

- 混合应用的电源电流传感器 Current sensor for power hybrid applications
- 变频器 Frequency converters
- 电源模块 Power modules
- 通讯系统 Communication system
- 自动化控制电源 Automatic control power supply
- 汽车市场的高电流应用 High current applications for the automotive market
- 体系认证 IATF16949

## 3 包装 Packaging

### Embossed plastic Tape Specifications



Unit: mm

Size	A	B	W	E	F	P <sub>0</sub>	P <sub>1</sub>	P <sub>2</sub>	D <sub>0</sub>	T	Quantity
2512	4.3	7.6	16	1.55	7.5	3.85	7.7	7.7	1.50	1.7	1000
3920	6	11	24	1.55	11.2	6	12	12	1.50	2.0	2500
5930	8.6	16	24	1.55	10.8	6	12	12	1.50	2.4	2000

## 4 工作特性 Performance Date

Items	Additional Requirements	Reference	Limits
Temperature Cycling	1000 Cycles(-55°C to +125°C) Measurement at 24±2hours after test conclusion	JESD22 Method JA-104	±0.5%
High Temperature Exposure	1000hrs.@T=125°C.Unpowered. Measurement at 24±2hours after test conclusion	MIL-STD-202 Method 108	±1%
Biased Humidity	1000hrs 85°C/85%RH. Note: Specified conditions: 10% of operating power. Measurement at 24±2hours after test conclusion	MIL-STD-202 Method 103	±0.5%
Operational Life	Condition D Steady State TA=125°C at rated power. Measurement at 24±2hours after test conclusion	MIL-STD-202 Method 108	±1%
Solderability	245°C±5°C,5s+0.5s/-0	J-STD-002C	95% Coverage Min
Resistance to Soldering Heat	260°C±5°C, 10s±1s Measurement at 24±2hours after test conclusion	MIL-STD-202 Method 210	±0.5%
Short Time Overload	5×Rated power for 5 s Measurement at 24±2hours after test conclusion	MIL-STD-202 Method 301	±0.5%

