

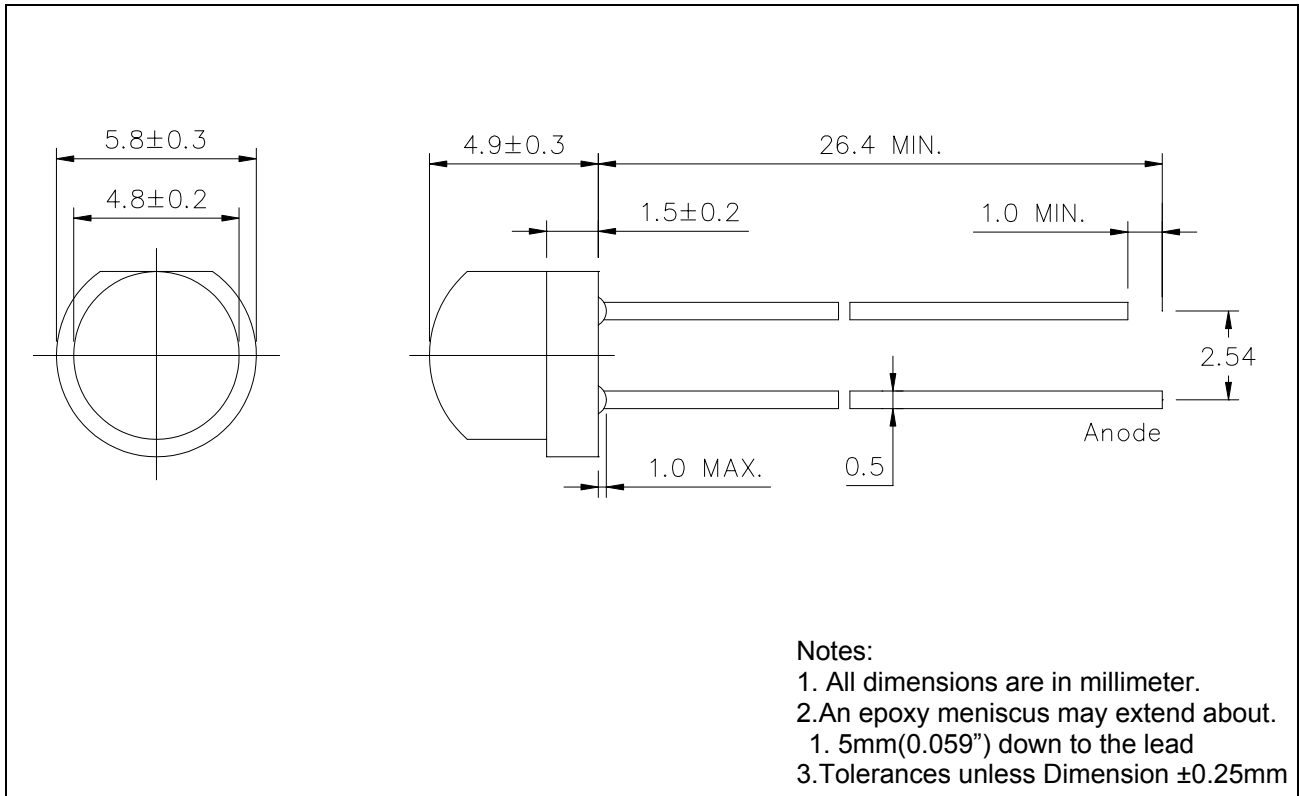
Part No. **AL-H483SW3C**

Diff No.

4.8 mm

Type : LED Lamps

Package Dimension :



■ Features :

- Choice of various viewing angles.
- Available on Tape and Reel.
- Reliable and robust.

■ Descriptions :

- The series is specially designed for application requiring higher brightness.
- The LED lamps are available with different colors, intensity, epoxy colors etc.

■ Applications :

- TV set
- Monitor
- Telephone

Part No. **AL-H483SW3C**

Diff No.

4.8 mm

Type : LED Lamps

PART NO.	Chip		Lens Color
	Material	Emitted Color	
AL-H483SW3C	InGaN	Sunset White	Water Clear

■ Absolute Maximum Ratings at Ta=25°C

Parameter	Symbol	Rating	Unit
Forward Current	I _F	20	mA
Operating Temperature	T _{opr}	-20 to +85	°C
Storage Temperature	T _{stg}	-40 to +100	°C
Soldering Temperature	T _{sol}	260 ± 5	°C
Electrostatic Discharge	ESD	1000	V
Power Dissipation	P _D	100	mW
Peak Forward Current (Duty 1/10@1KHz)	I _F (Peak)	100	mA
Reverse Voltage	V _R	5	V

■ Electronic Optical Characteristics :

Parameter	Symbol	Min.	Typ.	Max.	Unit	Condition
Luminous Intensity	I _v	240	370	/	mcd	I _F =20mA
Viewing Angle	2θ _{1/2}	/	75	/	deg	I _F =20mA
Chromatically Coordinates	X	/	0.45	/	/	I _F =20mA
	Y	/	0.41	/		
Forward Voltage	V _F	/	3.5	4.0	V	I _F =20mA
Reverse Current	I _R	/	/	10	μA	V _R =5V

Part No. **AL-H483SW3C**

Diff No.

4.8 mm

Type : LED Lamps

■ Reliability test items and conditions :

NO	Item	Test Conditions	Test Hours/Cycle	Sample Size	Ac/Re
1	Solder Heat	TEMP : 260°C±5°C	5SEC	76PCS	0/1
2	Temperature Cycle	H : +85°C 30min ∫ 5min L : -55°C 30min	50CYCLES	76PCS	0/1
3	Thermal Shock	H : +100°C 5min ∫ 10sec L : -10°C 5min	50CYCLES	76PCS	0/1
4	High Temperature Storage	TEMP : 100°C	1000HRS	76PCS	0/1
5	Low Temperature Storage	TEMP : -55°C	1000HRS	76PCS	0/1
6	DC Operating Life	TEMP : 25°C I _F =20mA	1000HRS	76PCS	0/1
7	High Temperature / High Humidity	85°C / 85%RH	1000HRS	76PCS	0/1

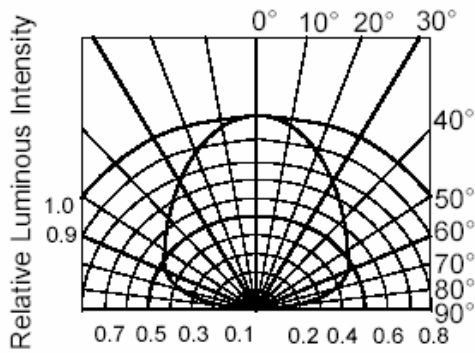
Part No. **AL-H483SW3C**

Diff No.

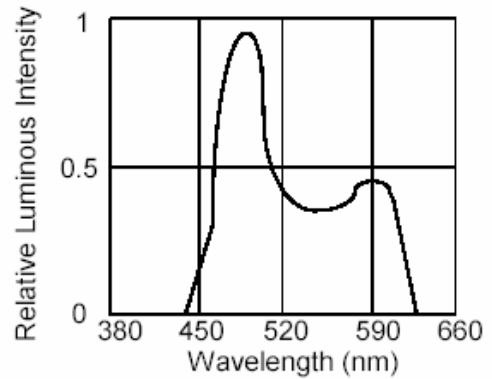
4.8 mm

Type : LED Lamps

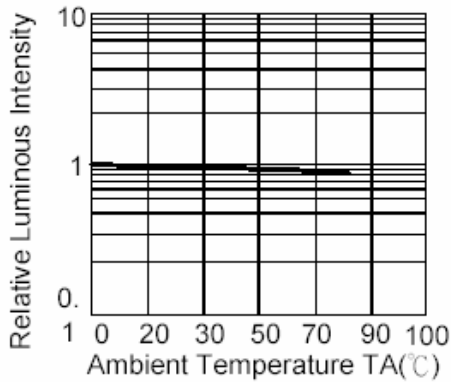
■ Typical Characteristics (The data typical, and the value is not guaranteed.)



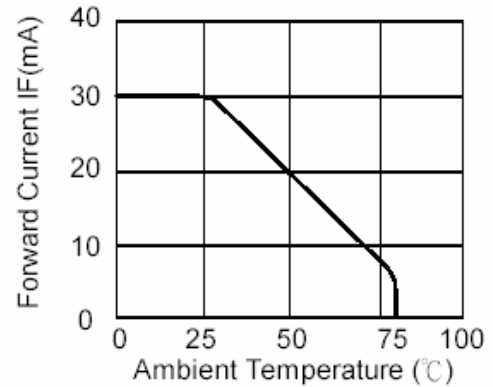
RADIATION DIAGRAM



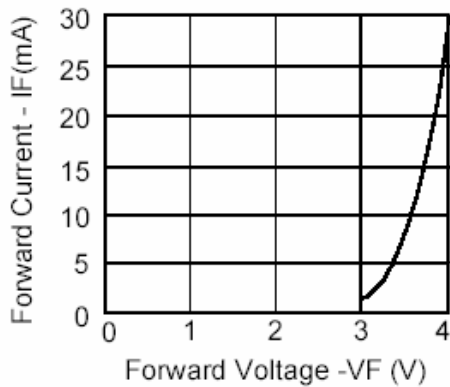
RELATIVE LUMINOUS INTENSITY Vs. WAVELENGTH



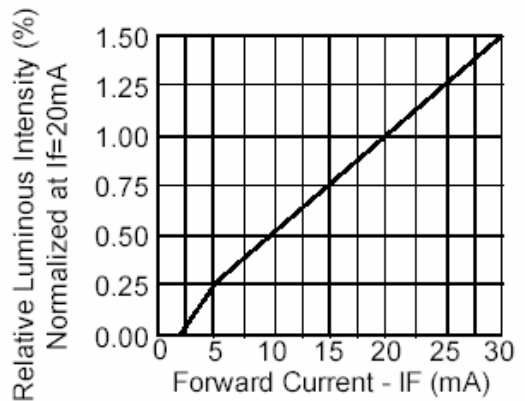
LUMINOUS INTENSITY Vs. AMBIENT TEMPERATURE



FORWARD CURRENT Vs. AMBIENT TEMPERATURE



FORWARD CURRENT Vs. FORWARD VOLTAGE



LUMINOUS INTENSITY Vs. FORWARD CURRENT