

MAFL-008070-CLOAD0

CATV MoCA Low Pass Filter
50 - 870/ 975 - 1525 MHz

M/A-COM Products
Released - Rev. V3

Features

- 75 Ohm
- SMT unit
- RoHS* Compliant

Description

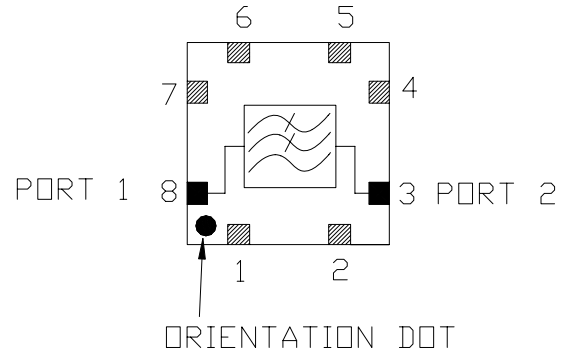
- M/A-COM Technology Solutions MAFL-008070-CLOAD0 is a surface mount Low-Pass Filter unit designed for MoCA applications.



Pin Configuration

Function	Pin Number
Port 1	8
Port 2	3
Ground	1, 2, 4-7
Not connected	-

Functional Schematic



Recommended Maximum Ratings^{1 2}

Parameter	Value
Storage Temperature	-40°C to +85°C
Operating Temperature	-40°C to +85°C
DC Current	30mA
RF Power	250mW

1. Exceeding any one or combination of these limits may cause permanent damage to this device.
2. M/A-COM Technology Solutions does not recommend sustained operation near these survivability limits.

Electrical Specifications: $T_A = 25^\circ\text{C}$, $Z_0 = 75\Omega$

Parameter	Unit	Typ	Min	Max
Insertion Loss 50-750MHz	dB	0.75	-	1
Insertion Loss 750-870MHz	dB	1.8	-	2
Stop band Rejection 975-1525MHz	dB	34	30	-
Stop band Rejection 1790-2100MHz	dB	30	25	-
Input Return Loss 50-870MHz	dB	13	12	-

* Restrictions on Hazardous Substances, European Union Directive 2002/95/EC.

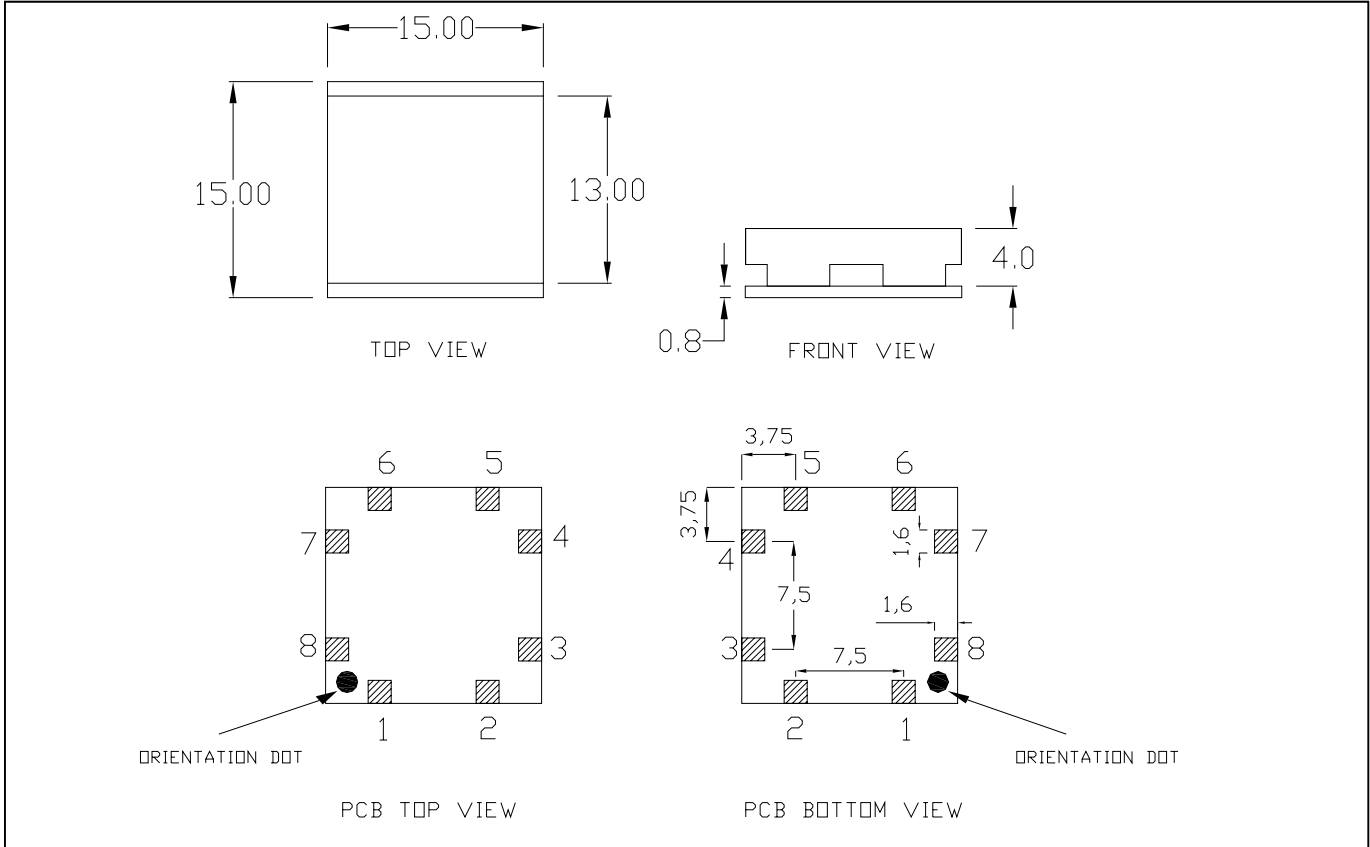
ADVANCED: Data Sheets contain information regarding a product M/A-COM Technology Solutions is considering for development. Performance is based on target specifications, simulated results, and/or prototype measurements. Commitment to develop is not guaranteed.

PRELIMINARY: Data Sheets contain information regarding a product M/A-COM Technology Solutions has under development. Performance is based on engineering tests. Specifications are typical. Mechanical outline has been fixed. Engineering samples and/or test data may be available. Commitment to produce in volume is not guaranteed.

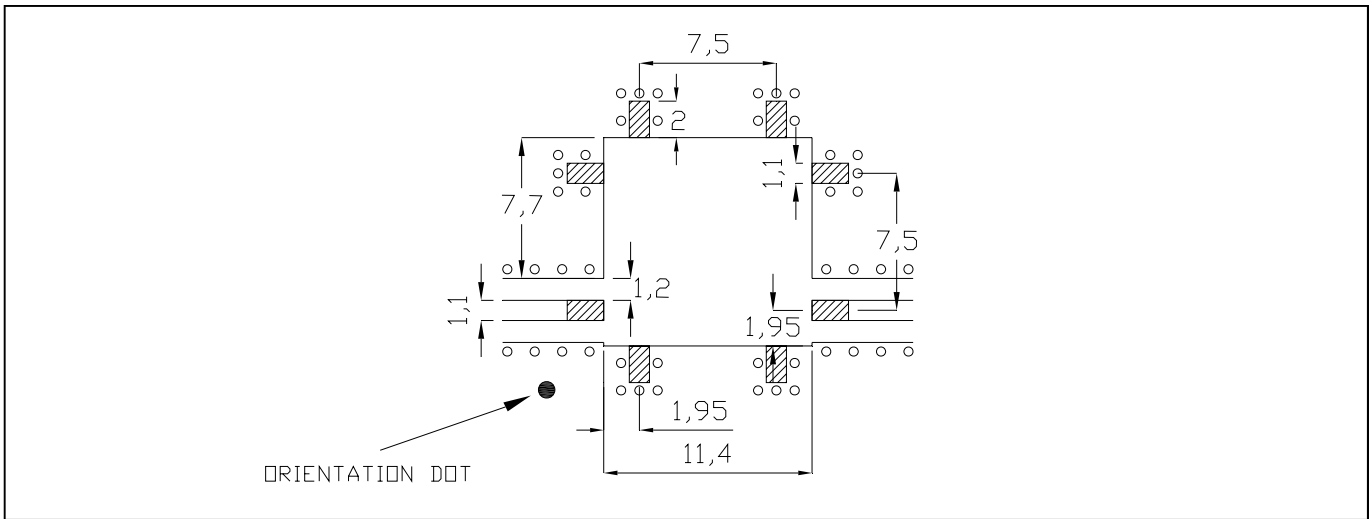
• **North America** Tel: 800.366.2266 • **Europe** Tel: +353.21.244.6400
 • **India** Tel: +91.80.4155721 • **China** Tel: +86.21.2407.1588
 Visit www.macomtech.com for additional data sheets and product information.

M/A-COM Technology Solutions Inc. and its affiliates reserve the right to make changes to the product(s) or information contained herein without notice.

Outline Drawing:



Recommended PCB Configuration



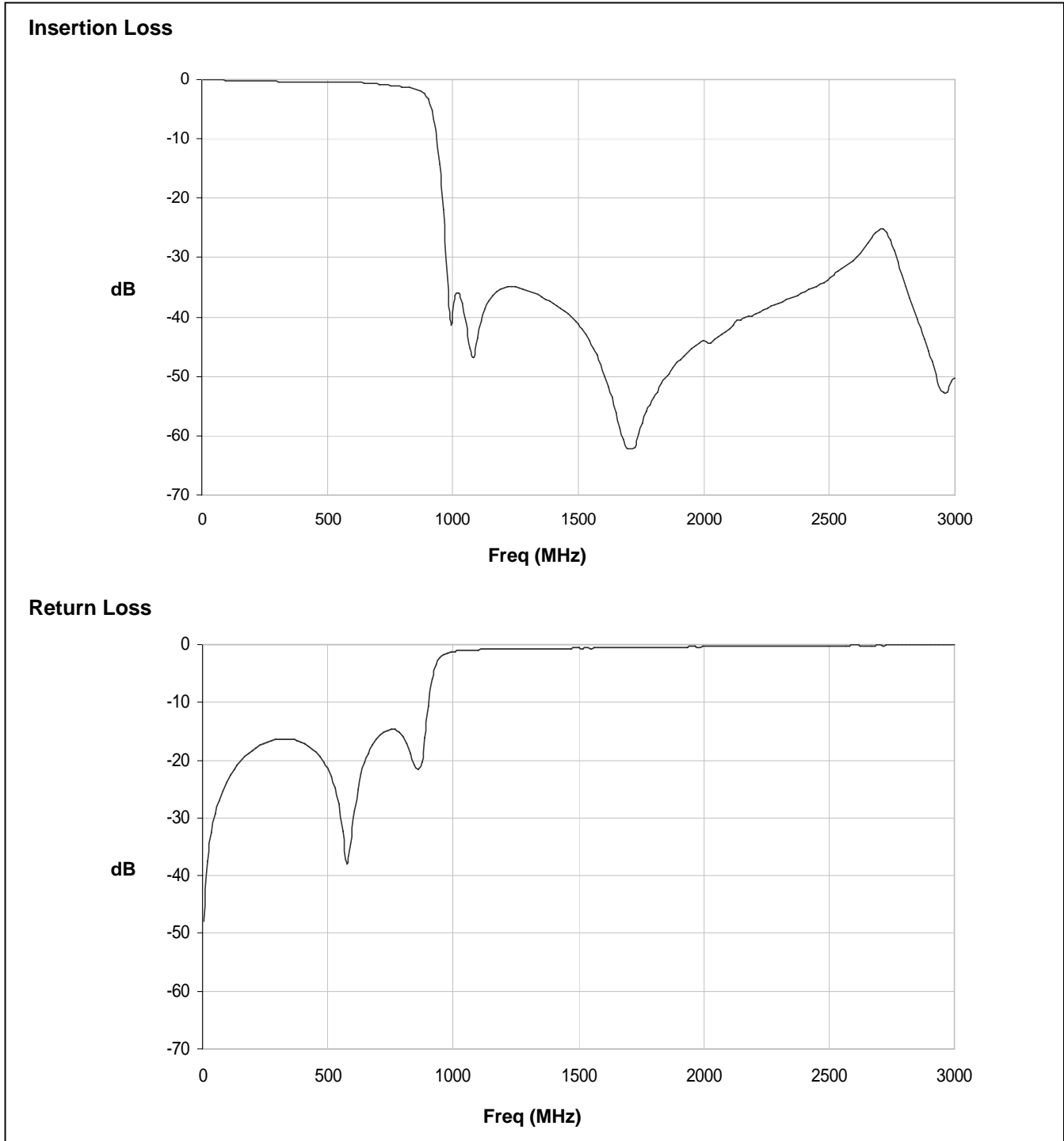
* Dimensions are millimeters ± 0.1 unless otherwise specified.

ADVANCED: Data Sheets contain information regarding a product M/A-COM Technology Solutions is considering for development. Performance is based on target specifications, simulated results, and/or prototype measurements. Commitment to develop is not guaranteed.
PRELIMINARY: Data Sheets contain information regarding a product M/A-COM Technology Solutions has under development. Performance is based on engineering tests. Specifications are typical. Mechanical outline has been fixed. Engineering samples and/or test data may be available. Commitment to produce in volume is not guaranteed.

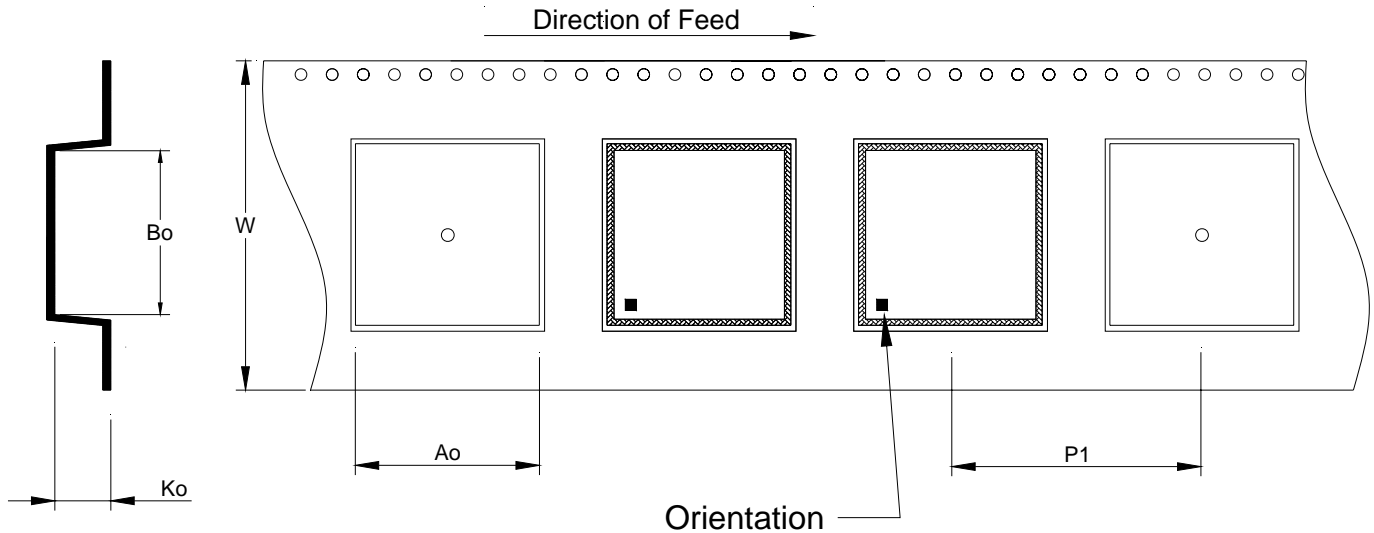
• **North America** Tel: 800.366.2266 • **Europe** Tel: +353.21.244.6400
 • **India** Tel: +91.80.4155721 • **China** Tel: +86.21.2407.1588
 Visit www.macomtech.com for additional data sheets and product information.

M/A-COM Technology Solutions Inc. and its affiliates reserve the right to make changes to the product(s) or information contained herein without notice.

Typical Performance Curves at +25°C



Carrier Tape:



Item	Dimension
A_o	15.40mm +/- 0.1mm
B_o	15.40mm +/- 0.1mm
K_o	5.40mm +/- 0.1mm
W	32.00mm +/- 0.3mm
P_1	20.00mm +/- 0.1mm

Ordering Information

Part Number	Quantity
MAFL-008070-CLOAD0	500
MAFL-008080-CLOATB	Evaluation PCB