

REVISIONS					
P	LTR	DESCRIPTION	DATE	DWN	APVD
B2		REVISED PER ECR-21-122946	07JAN2022	GSK	JB

SPECIFICATIONS:

MATERIALS:

CASE, PPS, UL94 V-0, BROWN
 ACTUATOR, NYLON, UL94V-0, SEE P/N TABLE FOR FINISH
 COVER, STEEL, TIN FINISH
 TERMINAL/FIXED CONTACT, COPPER ALLOY-SILVER FINISH
 MOVING CONTACT, STAINLESS STEEL-SILVER FINISH

ELECTRICAL:

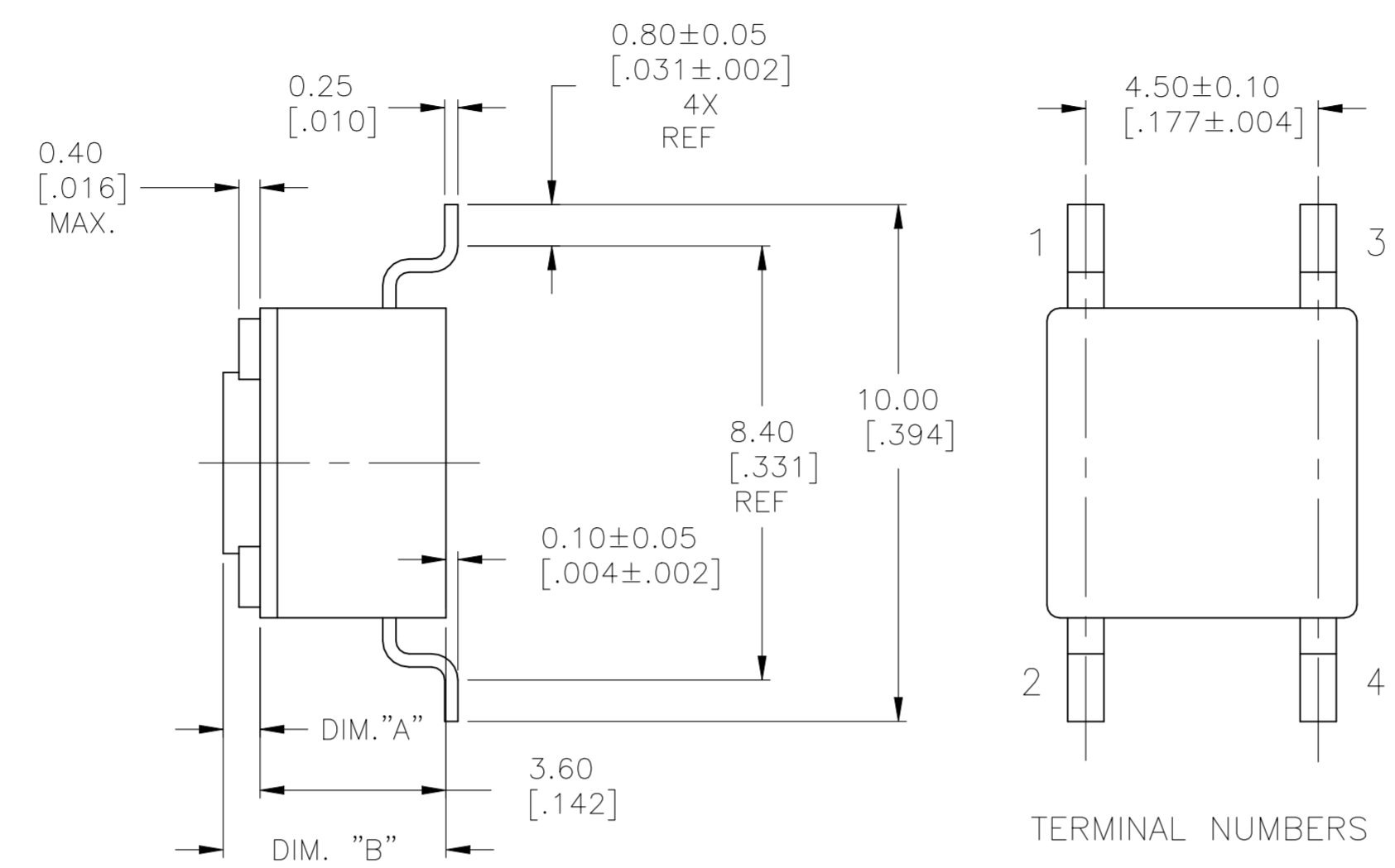
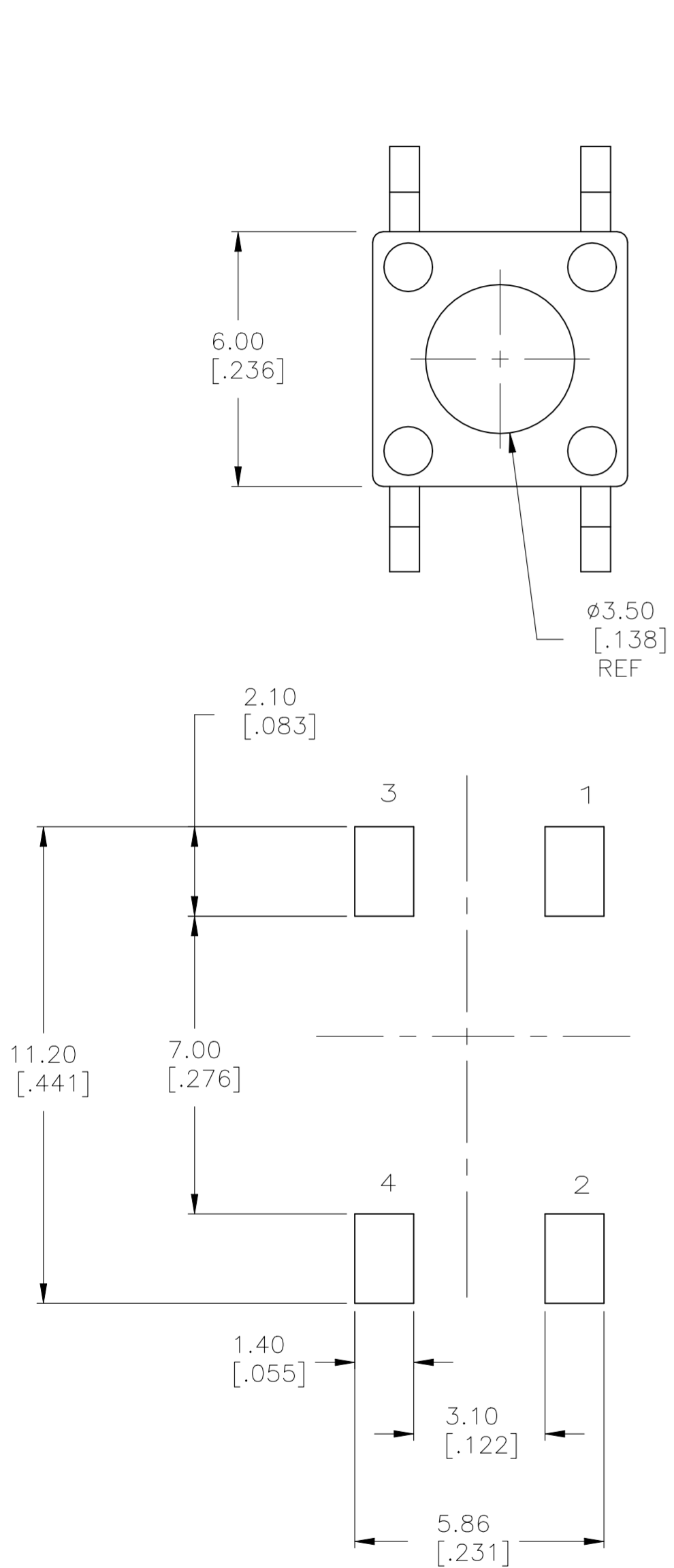
MAX CONTACT RATING, 50MILLIAMPER@24V DC
 MIN CONTACT RATING, 1MICROAMP@1V DC
 CONTACT RESISTANCE, 100 MILLIOHMS MAX
 INSULATION RESISTANCE, 100 MEGOHM MIN.
 DIELECTRIC STRENGTH, 500 V AC FOR 1 MINUTE
 LIFE EXPECTANCY, 1,000,000 CYCLES

MECHANICAL:

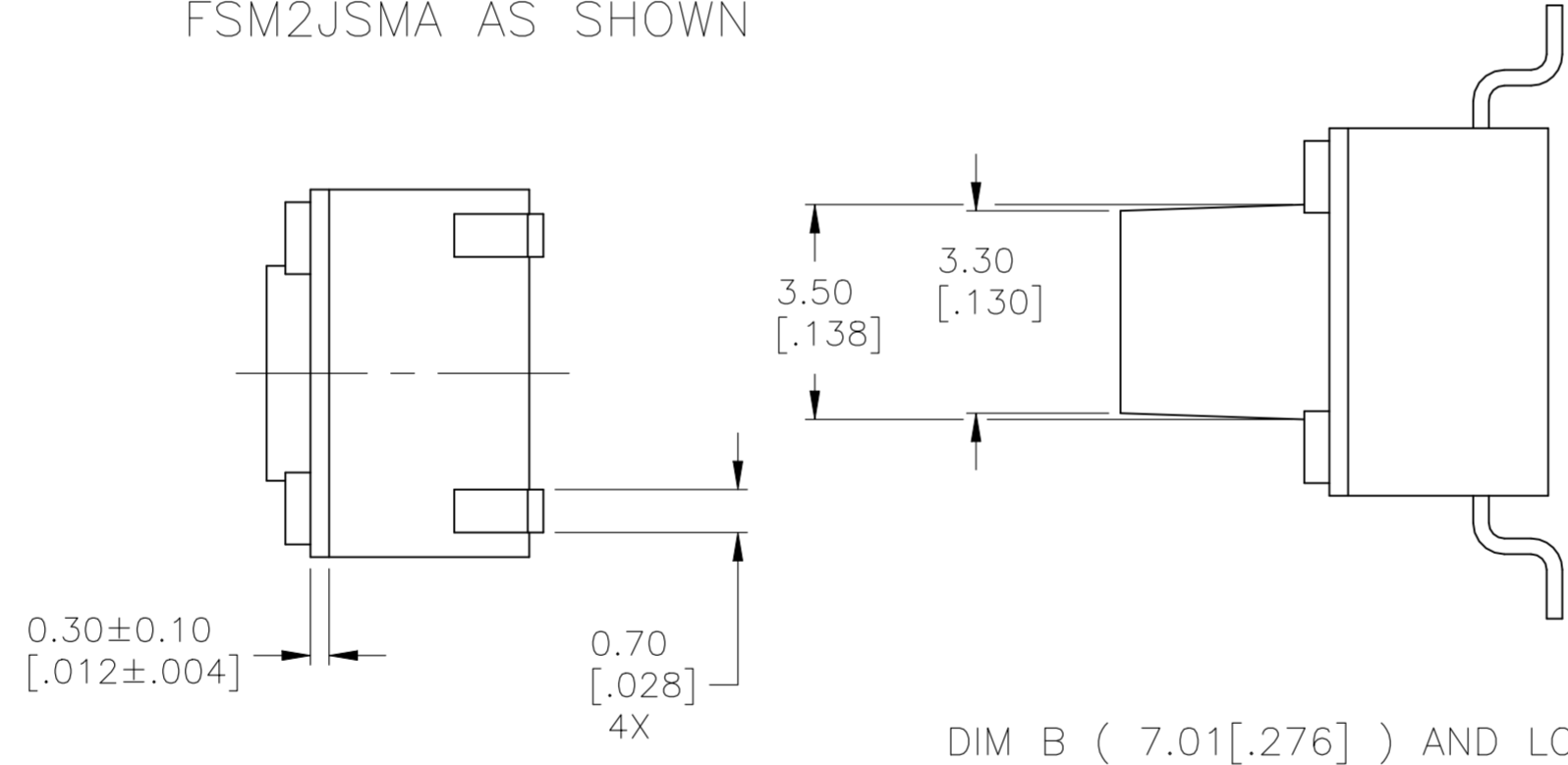
ACTUATION FORCE, SEE P/N TABLE
 ACTUATION TRAVEL, 0.25 +0.20/-0.10
 LIFE EXPECTANCY, 1,000,000,
 (2 CYCLES PER SECOND AND 150% ACTUATION FORCE)

ENVIRONMENTAL:

OPERATING TEMPERATURE, -40 TO +105° C
 STORAGE TEMPERATURE, -40 TO +105° C
 SOLDERABILITY, EIA-RS-186-9E, OR MIL-STD-202F
 RESISTANCE TO SOLDER HEAT, 260° C FOR 10SEC-PER 109-201, COND B
 1. NO CHANGE IN INITIAL ELECTRICAL AND MECHANICAL CHARACTERISTICS



FSM2JSMA AS SHOWN



NOTES:

- TAPE AND REEL PACKAGING PER EIA 481.
- ALL MATERIALS AND FINISHES SHALL COMPLY WITH EU DIRECTIVE 2002/95/EC OF 27JAN2003 (ROHS)

()-INDICATES MOMENTARY POSITION		
CIRCUIT CHARACTERISTICS		
CONTACT POSITION	CIRCUIT DIAGRAM	
OFF	(ON) 1 - 3 2 - 4	

THIS DRAWING IS A CONTROLLED DOCUMENT.		DWN M.BINNER 07NOV2007	TE Connectivity Ltd.	
DIMENSIONS: mm [INCHES]		CHK M.SARVER 07NOV07		
TOLERANCES UNLESS OTHERWISE SPECIFIED:		APVD M.SARVER 07NOV07	NAME MICRO MINIATURE PUSHBUTTON SWITCH FSM JSM	
0 PLC ± - 1 PLC ± - 2 PLC ± 0.30[0.012] 3 PLC ± - 4 PLC ± - ANGLES ± 1°		PRODUCT SPEC -	SIZE A2	CAGE CODE 00779
MATERIAL -		FINISH -	DRAWING NO C=1977223	RESTRICTED TO -
WEIGHT		SCALE 8:1		SHEET 1 of 3
CUSTOMER DRAWING		REV B2		