

NON-ISOLATED DC/DC CONVERTERS

4.5V-14V Input

0.75V-5.0V/3A Output



V7BA-03E1Ax Series

- Non-Isolated
- Fixed Frequency
- High Efficiency
- High Power Density
- Under-voltage Lockout (UVLO)
- OCP/SCP
- Remote On/Off
- Wide Trim Range
- Wide Input Range
- Active Low/High (Option)



Description

The Bel V7BA-03E1Ax modules are a series of non-isolated DC/DC converters that deliver up to 3A of output current with full load efficiency of 93% at 5.0V output. These modules provide precisely regulated voltage programmable via external resistor from 0.75V to 5.0V over a wide range of input voltage. Their open-frame construction and small footprint enable designers to develop cost and space-efficient solutions. Standard features include remote On/Off, programmable output voltage and over current protection.

Part Selection

Output Voltage	Input Voltage	Max. Output Current	Max. Output Power	Typical Efficiency at 5.0V	Model Number Active High	Model Number Active Low
0.75V – 5.0V	4.5V - 14V	3A	15W	93%	V7BA-03E1A0	V7BA-03E1AL

Note: Add “G” suffix at the end of the model number to indicate “Tray Packaging”.

Absolute Maximum Ratings

Parameter	Min	Typ	Max	Notes
Input Voltage (continuous)	-0.3V	-	15V	
Output Enable Terminal Voltage	-0.3V	-	15V	
Ambient Temperature	-40°C	-	85°C	
Storage Temperature	-55°C	-	125°C	

Note: All specifications are typical at 25°C unless otherwise stated.

Input Specifications

Parameter	Min	Typ	Max	Notes	
Input Voltage	$V_{o,set} \leq 3.3V$	4.5V	12V	14V	
	$V_{o,set} = 5V$	7.0V	12V	14V	
Input Current (full load)	$V_o = 5.0V$	-	1.35A	3.70A	
	$V_o = 3.3V$	-	1.00A	2.50A	
	$V_o = 0.75V$	-	0.25A	0.65A	
Input Current (no load)	$V_o = 5.0V$	-	65mA	80mA	
	$V_o = 3.3V$	-	50mA	60mA	
	$V_o = 0.75V$	-	15mA	20mA	
Remote Off Input Current	-	3mA	6mA		
Input Reflected Ripple Current (pk-pk)	$V_o = 5.0V$	-	150mA	200mA	Tested with simulated source impedance of 1uH, 5Hz to 20MHz and two 100uF/25V external input Tantalum capacitors.
	$V_o = 3.3V$	-	100mA	150mA	
	$V_o = 0.75V$	-	35mA	60mA	

NON-ISOLATED DC/DC CONVERTERS

4.5V-14V Input 0.75V-5.0V/3A Output



Input Specifications (continued)

Parameter	Min	Typ	Max	Notes
Input Reflected Ripple Current (RMS) Vo=5.0V Vo=3.3V Vo=0.75V	- - -	50mA 30mA 12mA	70mA 50mA 20mA	Tested with simulated source impedance of 1uH, 5Hz to 20MHz and two 100uF/25V external input Tantalum capacitors.
I ² t Inrush Current Transient	-	0.01A ² s	0.02A ² s	
Turn-on Voltage Threshold Vo set=5V Vo set≤3.3V	- -	5.5V 4.3V	6.5V 4.5V	
Turn-off Voltage Threshold Vo set=5V Vo set≤3.3V	3.8V 3.8V	5.5V 4.0V	6.0V 4.3V	

Note: All specifications are typical at 25°C unless otherwise stated.

Output Specifications

Parameter	Min	Typ	Max	Notes
Output Voltage Set Point	-2%Vo,set	-	2%Vo,set	Vin=12V, Io=Iomax,
Output Voltage Set Point	-3.5%Vo,set	-	2.5%Vo,set	Over all operating input voltage, resistive load, and temperature conditions
Load Regulation	0.4%Vo,set	0.3%Vo,set	0.4%Vo,set	Io=Iomin to Iomax
Line Regulation	0.5%Vo,set	0.3%Vo,set	0.5%Vo,set	Vin=Vinmin to Vinmax
Regulation Over Temperature	-	0.5%Vo,set	-	-40°C to +85°C
Output Current	0A	-	3A	
Current Limit Threshold	5A	-	9.5A	
Short Circuit Surge Transient	-	0.1A ² s	0.2A ² s	
Ripple and Noise (pk-pk) Vo=5.0V Vo=3.3V Vo=0.75V	- - -	130mV 100mV 35mV	150mV 120mV 45mV	Test conditions: 0-20MHz BW, with external 10uF/10V Tantalum capacitor and 1uF/10V ceramic capacitor at the output.
Ripple and Noise (RMS) Vo=5.0V Vo=3.3V Vo=0.75V	- - -	40mV 30mV 10mV	50mV 40mV 20mV	
Ripple and Noise (pk-pk) Vo=5.0V Vo=3.3V Vo=0.75V	- - -	70mV 55mV 20mV	85mV 70mV 30mV	Test conditions: 0-20MHz BW, with external 10uF/10V Tantalum capacitor 1uF/10V ceramic capacitor and two 22uF/10V ceramic capacitors at the output.
Ripple and Noise (RMS) Vo=5.0V Vo=3.3V Vo=0.75V	- - -	20mV 15mV 5mV	30mV 25mV 10mV	
Turn on Time	-	8mS	12mS	
Overshoot at Turn on	-	0%	3%	
Output Capacitance	0uF	-	1200uF	
Transient Response				
50% ~ 100% Max Load	All	-	200mV	300mV
Settling Time		-	20uS	50uS
100% ~ 50% Max Load		-	200mV	300mV
Settling Time		-	20uS	50uS

Note: All specifications are typical at nominal input (Vin=12V), full load at 25°C unless otherwise stated.

NON-ISOLATED DC/DC CONVERTERS

4.5V-14V Input

0.75V-5.0V/3A Output



General Specifications

Parameter	Min	Typ	Max	Notes
Efficiency Vo=5.0V Vo=3.3V Vo=0.75V	90% 88% 77%	93% 91% 80%	- - -	Measured at Vin=12V, full load
Switching Frequency	200KHz	230KHz	250KHz	
Output Voltage Trim Range (Wide Trim)	0.7525V	-	5V	
MTBF	7,900,000 hours			Calculated Per Bell Core TR-332 (Io = Nominal; Ta = 25°C)
Dimensions (Vertical Mount) Inches (L x W x H) Millimeters (L x W x H)	1.0 x 0.5 x 0.27 25.41 x 12.7 x 6.85			
Weight	-	2.5g	-	

Note: All specifications are typical at 25°C unless otherwise stated.

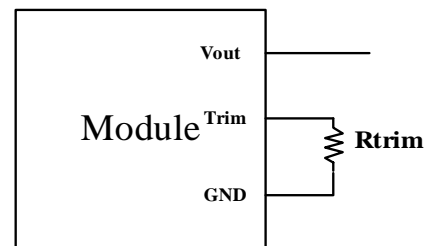
Control Specifications

Parameter	Min	Typ	Max	Notes
Remote On/Off				
Signal Low (Unit Off)	-0.3V	-	0.4V	Remote On/Off pin open, Unit on.
Signal High (Unit On)	2.5V	-	14V	
Signal Low (Unit On)	-0.3V	-	0.4V	
Signal High (Unit Off)	2.5V	-	14V	

Output Trim Equations

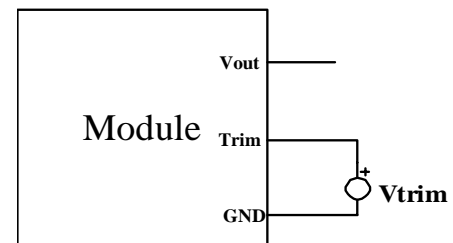
Equation for calculating the trim resistor (in kΩ) given the desired adjusted voltage (Vadj) is shown below. The Trim Up resistor should be connected between the Trim pin and Ground.

$$R_{trim} = \frac{10.507}{V_{adj} - 0.7525} - 1$$



Equation for calculating the trim voltage (in V) given the desired adjusted voltage (Vadj) is shown below. The Trim Up voltage should be connected between the Trim pin and Ground.

$$V_{trim} = 0.7 - 0.0667 \times (V_{adj} - 0.7525)$$



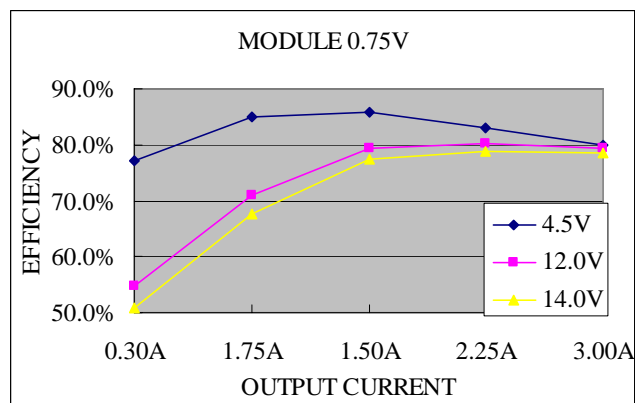
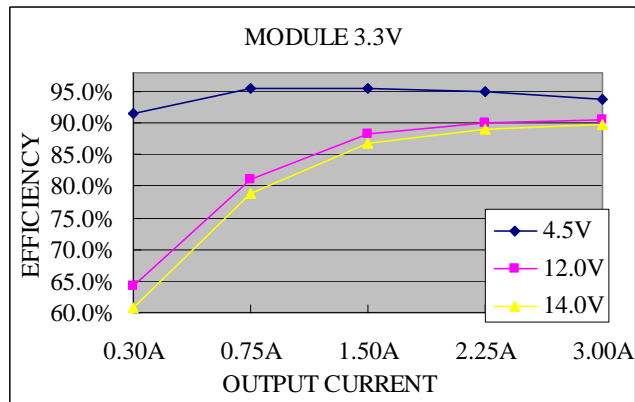
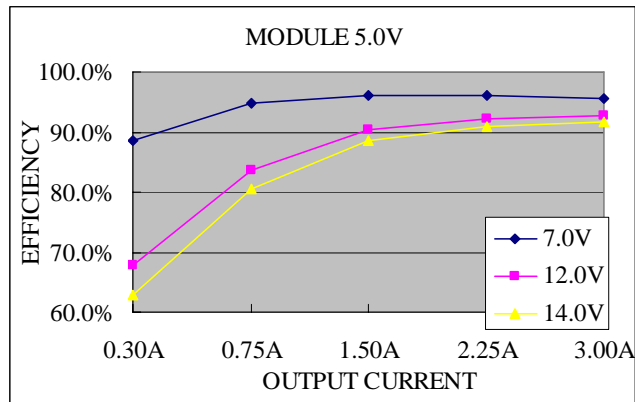
NON-ISOLATED DC/DC CONVERTERS

4.5V-14V Input

0.75V-5.0V/3A Output



Efficiency Data



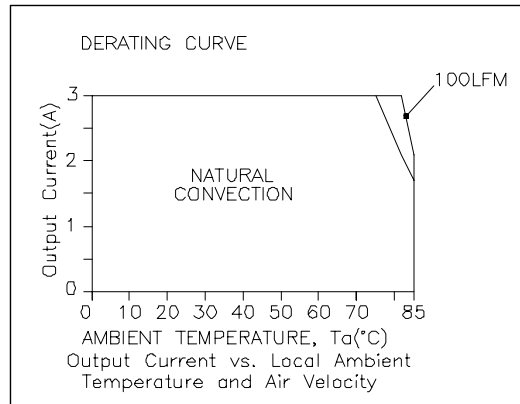
NON-ISOLATED DC/DC CONVERTERS

4.5V-14V Input

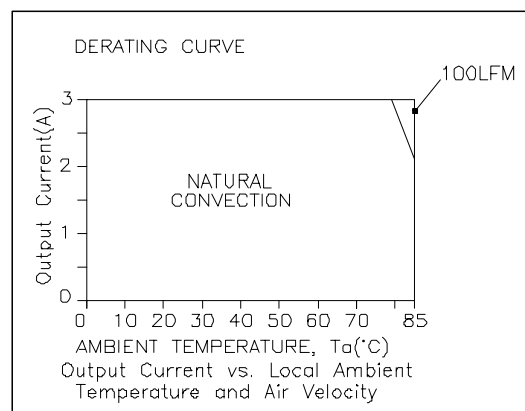
0.75V-5.0V/3A Output



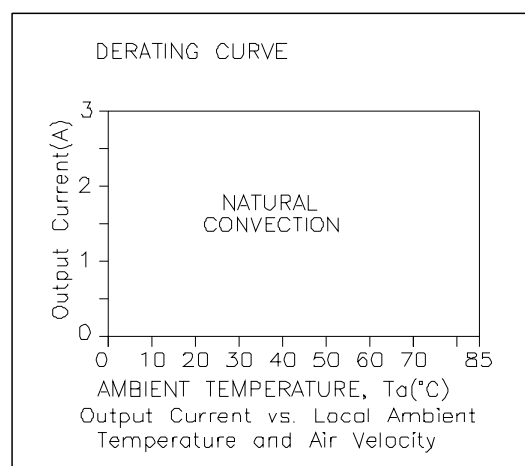
Thermal Derating Curves



$V_{in}=12V, V_o=5.0V$



$V_{in}=12V, V_o=3.3V$

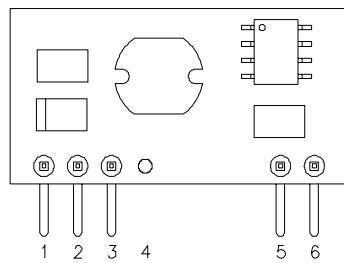
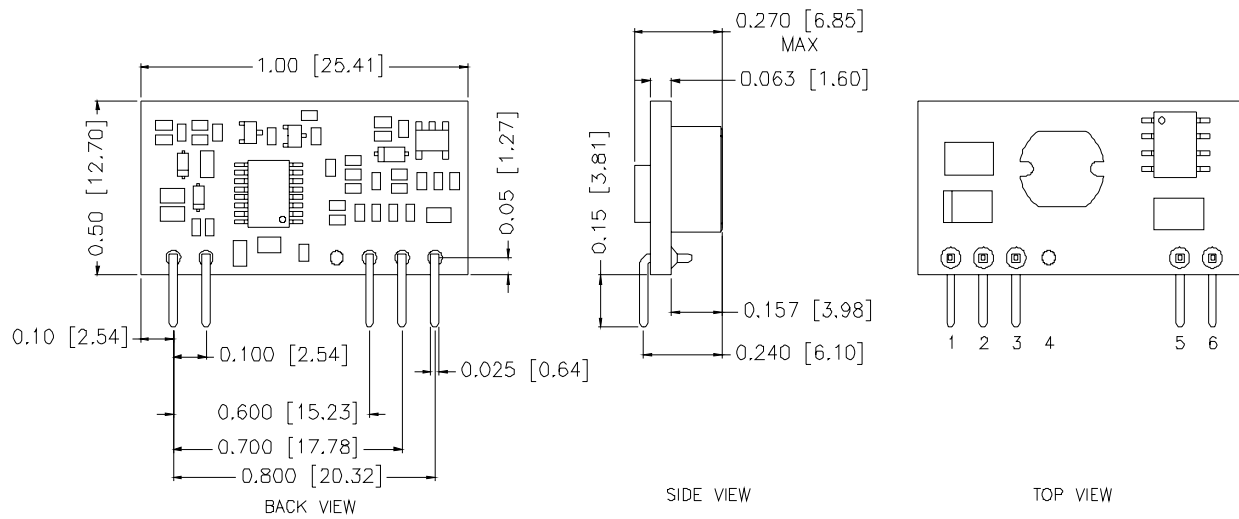


$V_{in}=12V, V_o=0.75V$

NON-ISOLATED DC/DC CONVERTERS

4.5V-14V Input

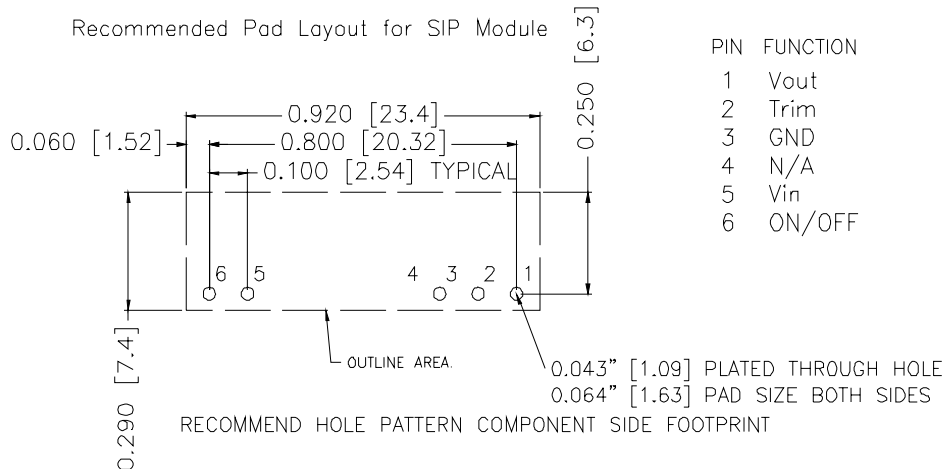
0.75V-5.0V/3A Output



Pin Connections

Pin	Function
1	Vout
2	Trim
3	Ground
4	N/A
5	Vin
6	Remote On/Off

Recommended Pad Layout for SIP Module



PIN FUNCTION

- 1 Vout
- 2 Trim
- 3 GND
- 4 N/A
- 5 Vin
- 6 ON/OFF

©2005 Bel Fuse Inc. Specifications subject to change without notice. 020605

CORPORATE

Bel Fuse Inc.
 206 Van Vorst Street
 Jersey City, NJ 07302
 Tel 201-432-0463
 Fax 201-432-9542
www.belfuse.com

FAR EAST

Bel Fuse Ltd.
 8F/ 8 Luk Hop Street
 San Po Kong
 Kowloon, Hong Kong
 Tel 852-2328-5515
 Fax 852-2352-3706
www.belfuse.com

EUROPE

Bel Fuse Europe Ltd.
 Preston Technology Management Centre
 Marsh Lane, Suite G7, Preston
 Lancashire, PR1 8UD, U.K.
 Tel 44-1772-556601
 Fax 44-1772-888366
www.belfuse.com