



DRACN Series

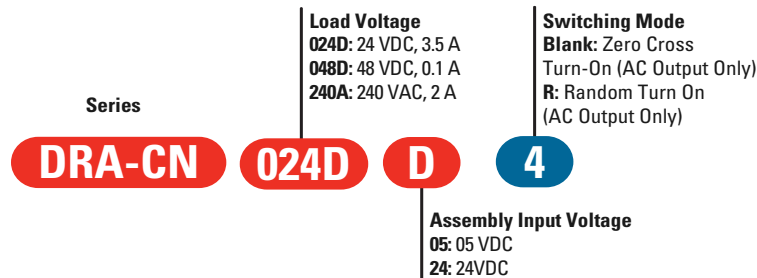


- 6.2mm Din-Rail Mount (35 mm) SSR Assembly
- Ratings 24VDC @ 3.5A, 48VDC @ 100mA and 240VAC @ 2A
- UL & cUL recognized @ 40°C, 100K-Cycle Endurance Test (SSR Only)
- AC output SSR is UL rated for Pilot Duty @ 240VAC
- CE & RoHS Compliant
- Yellow LED input status indicator
- 5 & 24 VDC Control

PRODUCT SELECTION

| Control Voltage | 3.5 A | 100 mA | 2 A |
|-----------------|--------------|--------------|--------------|
| 3-12 VDC | DRA-CN024D05 | DRA-CN048D05 | DRA-CN240A05 |
| 15-30 VDC | DRA-CN024D24 | DRA-CN048D24 | DRA-CN240A24 |

AVAILABLE OPTIONS



- Required for valid part number
- For options only and not required for valid part number

OUTPUT SPECIFICATIONS ⁽¹⁾

| Description | DRA-CN024DXX | DRA-CN048DXX | DRA-CN240AXX |
|--|--------------|----------------|------------------------|
| Operating Voltage | 0-24 VDC | 0-48 VDC | 24-250 VAC |
| Maximum Load Current @ 40°C ⁽²⁾ | 3.5 A | 100 mA | 2 A |
| Minimum Load Current [mA] | 1 | 1 | 70 |
| Maximum Blocking Voltage | 30 VDC | 60 VDC | 600 VAC |
| Maximum Surge Current [Apk] | 9 A (10 ms) | 300 mA (10 ms) | 120/115 A (16.6/20 ms) |
| Maximum I ² t for fusing 50/60Hz (1/2 cycle) [A ² sec] | N.A. | N.A. | 285/260 |
| Typical On-State Voltage Drop @ Rated Current (V) | 0.4 | 1.0 | 1.1 |
| Maximum Off-State Leakage Current @ Rated Voltage [mA] | 0.001 | 0.001 | 4.0 |
| Maximum PWM (Hz) ⁽³⁾ | 500 | 500 | N.A. |
| Switch Configuration | N.O. | N.O. | N.O. |

INPUT SPECIFICATIONS for CN024 ⁽¹⁾

| Description | DRA-CN024D05 | DRA-CN024D24 |
|-------------------------|-----------------|--------------|
| Control Voltage Range | 3-12 VDC | 15-30 VDC |
| Minimum Turn-On Voltage | 3.0 VDC | 15 VDC |
| Must Turn-Off Voltage | 1.0 VDC | 15 VDC |
| Nominal Input Impedance | 500 Ohm | 2.67K Ohm |
| Typical Input Current | 10 mA @ 5.0 VDC | 2.67K Ohm |
| Typical Turn-On Time | 120 μs | 350 μs |
| Typical Turn-Off Time | 120 μs | 80 μs |

INPUT SPECIFICATIONS for CN048 (1)

| Description | DRA-CN048D05 | DRA-CN048D24 |
|-------------------------|----------------|---------------|
| Control Voltage Range | 3-12 VDC | 15-30 VDC |
| Must Turn On Voltage | 3.0 VDC | 15 VDC |
| Must Turn Off Voltage | 1.0 VDC | 5 VDC |
| Nominal Input Impedance | 833 Ohm | 3.43K Ohm |
| Typical Input Current | 6 mA @ 5.0 VDC | 7 mA @ 24 VDC |
| Typical Turn-On Time | 20 μs | 20 μs |
| Typical Turn-Off Time | 130 μs | 130 μs |

INPUT SPECIFICATIONS for CN240 (1)

| Description | DRA-CN240A05 | DRA-CN240A24 |
|-------------------------|-----------------|---------------|
| Control Voltage Range | 3-12 VDC | 15-30 VDC |
| Must Turn On Voltage | 3.0 VDC | 15 VDC |
| Must Turn Off Voltage | 1.0 VDC | 5 VDC |
| Nominal Input Impedance | 333 Ohm | 3.43K Ohm |
| Typical Input Current | 15 mA @ 5.0 VDC | 7 mA @ 24 VDC |
| Typical Turn-On Time | 1/2 Cycle | 1/2 Cycle |
| Typical Turn-Off Time | 1/2 Cycle | 1/2 Cycle |

GENERAL SPECIFICATIONS

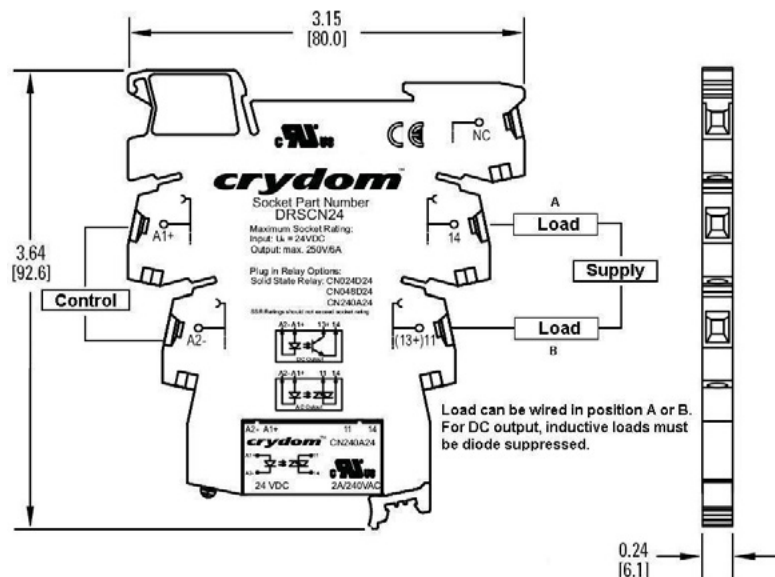
| Description | Parameters |
|---|-----------------------------|
| Dielectric Strength, Input/Output (50/60Hz) (5) | 2.5 KV |
| Maximum Capacitance, Input/Output | 1.5 pF |
| Ambient Operating Temperature Range | -25 to 60°C |
| Ambient Storage Temperature Range | -40 to 80°C |
| Weight (typical) | 0.067 lb (31g) |
| Housing Material | UL 94 V0 |
| Overvoltage Category | III |
| Polution Degree | 2 |
| Degree of protection (SSR Encapsulation) | IP67 |
| Max. Torque (output screws) | 5-7 in lb (0.56-0.8 Nm) |
| Max. Wire Size (load side) | 24-14 AWG Solid or Stranded |

GENERAL NOTES

- (1) All parameters at 25°C unless otherwise specified.
- (2) See derate curves for more information
- (3) Operating frequency above 500Hz will damage the SSR (DC output only).
- (4) Turn-on time for random turn-on version is 0.1msec
- (5) 3.75KV for CN048Dxx

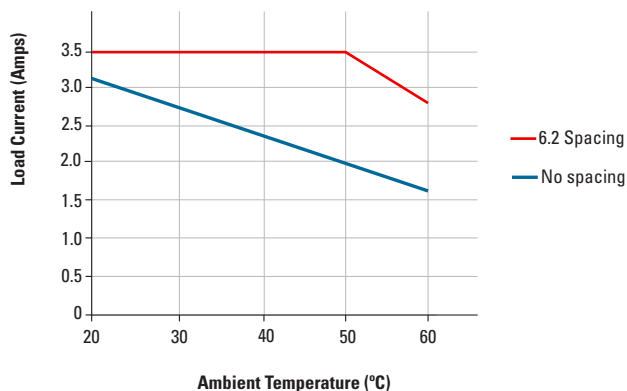
MECHANICAL SPECIFICATIONS

Tolerances: ±0.02 in / 0.5 mm
 All dimensions are in: inches [millimeters]

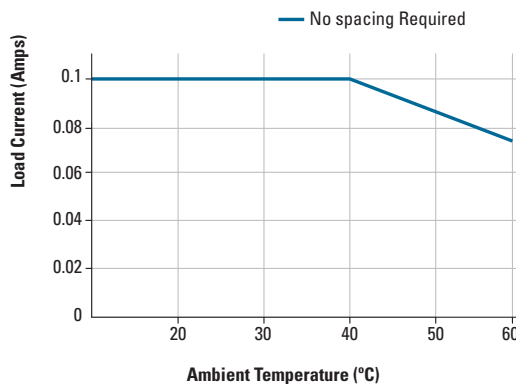


THERMAL DERATE INFORMATION

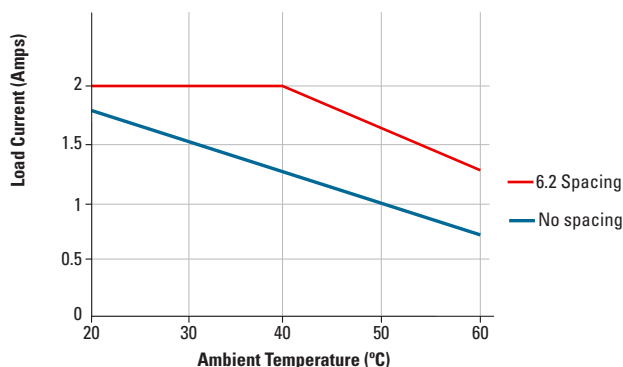
DERATING CURVE: DRA-CN024DXX



DERATING CURVE: DRA-CN048DXX



DERATING CURVE: DRA-CN240AXX



AGENCY APPROVALS**AGENCY APPROVALS**

Designed in accordance with the requirements of IEC 62314



E334072. AC output relay is UL rated for Pilot Duty @ 240VAC

Rev. 052112

ACCESSORIES**ID Marker Strips****CNLB, CNLN, CNL2****Blank Strips**

Part no.: CNLB

A package of 10 plastic strips comprising 10 individual unprinted markers which can be placed on sockets' terminal block for easy identification during the use of multiple units.

**Numbered 1 to 10 Strips**

Part no.: CNLN

A package of 10 plastic strips comprising 10 markers printed individual 1 to 10 which can be placed on sockets' terminal block for easy identification during the use of multiple units.

**Numbered 1 to 10 Strips**

Part no.: CNL2

A package of 10 plastic strips comprising 10 markers printed individual 11 to 20 which can be placed on sockets' terminal block for easy identification during the use of multiple units.

⚠ DANGER / PELIGRO / DANGER /GEFAHR / PERICOLO / 危險

| | | | | | |
|--|--|---|---|--|---|
| <p>HAZARD OF ELECTRIC SHOCK, EXPLOSION, OR ARC FLASH.</p> <ul style="list-style-type: none"> • Disconnect all power before installing or working with this equipment. • Verify all connections and replace all covers before turning on power. <p>Failure to follow these instructions will result in death or serious injury.</p> | <p>RIESGO DE DESCARGA ELECTRICA O EXPLOSION.</p> <ul style="list-style-type: none"> • Desconectar todos los suministros de energia a este equipo antes de trabajar con este equipo. • Verificar todas las conexiones y colocar todas las tapas antes de energizar el equipo. <p>EI incumplimiento de estas instrucciones puede provocar la muerte o lesiones serias.</p> | <p>RISQUE DE DESCARGE ELECTRIQUE OU EXPLOSION</p> <ul style="list-style-type: none"> • Eteindre toutes les sources d'énergie de cet appareil avant de travailler dessus de cet appareil • Vérifier tous connections, et remettre tous couverts en place avant de mettre sous <p>De non-suivi de ces instructions provoquera la mort ou des lésions sérieuses.</p> | <p>GEFAHR EINES ELEKTRISCHEN SCHLAGES ODER EINER EXPLOSION.</p> <ul style="list-style-type: none"> • Stellen Sie jeglichen Strom ab, der dieses Gerät versorgt, bevor Sie an dem Gerät Arbeiten durchführen • Vor dem Drehen auf Energie alle Anschlüsse überprüfen und alle Abdeckungen ersetzen. <p>Unterlassung dieser Anweisungen können zum Tode oder zu schweren Verletzungen führen.</p> | <p>RISCHIO DI SCOSSA ELETTRICA O DELL'ESPLOSIONE.</p> <ul style="list-style-type: none"> • Spenga tutta l'alimentazione che fornisce questa apparecchiatura prima di lavorare a questa apparecchiatura • Verificare tutti i collegamenti e sostituire tutte le coperture prima dell'accensione <p>L'omissione di queste istruzioni provocherà la morte o lesioni serie</p> | <p>存在电击、爆炸或电弧闪烁危险</p> <ul style="list-style-type: none"> • 在操作此设备之前请先关闭电源。 <p>若不遵守这些说明，可能会导致严重的人身伤害甚至死亡。</p> |
|--|--|---|---|--|---|

⚠ WARNING / AVERTISSEMENT / WARNUNG /ADVERTENCIA / AVVERTENZA / 警告

| | | |
|---|--|---|
| <p>RISK OF MATERIAL DAMAGE AND HOT ENCLOSURE</p> <ul style="list-style-type: none"> • The product's side panels may be hot, allow the product to cool before touching. • Follow proper mounting instructions including torque values. • Do not allow liquids or foreign objects to enter this product. <p>Failure to follow these instructions can result in serious injury, or equipment damage.</p> | <p>RISQUE DE DOMMAGE MATERIEL ET DE SURCHAUFFE DU BOITIER</p> <ul style="list-style-type: none"> • Les panneaux latéraux du produit peuvent être chauds. Laisser le produit refroidir avant de le toucher. • Respecter les consignes de montage, et notamment les couples de serrage. • Ne pas laisser pénétrer de liquide ni de corps étrangers à l'intérieur du produit. <p>Le non-respect de cette directive peut entraîner, des lésions corporelles graves ou des dommages matériels.</p> | <p>GEFAHR VON MATERIALSCHÄDEN UND GEHÄUSEERHITZUNG</p> <ul style="list-style-type: none"> • Die Seitenwände können heiß sein. Lassen Sie das Produkt abkühlen, bevor Sie es berühren. • Beachten Sie die Montageanweisungen, Führen Sie keine Flüssigkeiten oder Fremdkörper in das Produkt ein. <p>Die Nichtbeachtung dieser Anweisung kann Körperverletzung oder Materialschäden zur Folge haben.</p> |
| <p>RIESGO DE DAÑOS MATERIALES Y DE SOBRECIENTAMIENTO DE LA UNIDAD</p> <ul style="list-style-type: none"> • Los paneles laterales del producto pueden estar calientes. Esperar que el producto se enfríe antes de tocarlo. • Respetar las instrucciones de montaje, y en particular los pares de apretado. • No dejar que penetren líquidos o cuerpos extraños en el producto. <p>Si no se respetan estas precauciones pueden producirse graves lesiones, daños materiales.</p> | <p>RISCHIO DI DANNI MATERIALI E D'INVOLUCRO CALDO</p> <ul style="list-style-type: none"> • I pannelli laterali dell'apparecchio possono scottare; lasciar quindi raffreddare il prodotto prima di toccarlo. • Seguire le istruzioni di montaggio corrette. • Non far entrare liquidi o oggetti estranei in questo apparecchio. <p>La mancata osservanza di questa precauzione può causare gravi rischi per l'incolumità personale o danni alle apparecchiature.</p> | <p>材料损坏和高温外壳的危险性</p> <ul style="list-style-type: none"> • 产品的一侧面板可能很热，在其冷却前请不要触碰。 • 遵照正确的安装说明，包括扭矩值。 • 请勿让液体及其他异物进入本产品。 <p>如不能正确执行这些操作说明，极有可能造成严重人体伤害或者设备的损坏。</p> |

ANNEX - ENVIROMENTAL INFORMATION

The environmental information disclosed in this annex including the EIP Pollution logo are in compliance with People’s Republic of China Electronic Industry Standard SJ/T11364 – 2006, Marking for Control of Pollution Caused by Electronic Information Products.

| Part Name | Toxic or hazardous Substance and Elements | | | | | |
|-------------------|---|--------------|--------------|-------------------------------|--------------------------------|---------------------------------------|
| | Lead (Pb) | Mercury (Hg) | Cadmium (Cd) | Hexavalent Chromium (Cr (VI)) | Polybrominated biphenyls (PBB) | Polybrominated diphenyl ethers (PBDE) |
| Semiconductor die | X | O | O | O | O | O |
| Solder | X | O | O | O | O | O |

附件 - 环保信息

此附件所标示的包括电子信息产品污染图标的环保信息符合中华人民共和国电子行业标准 SJ/T11364 - 2006, 电子信息产品污染控制标识要求。

| 部件名称 | 有毒有害物质或元素 | | | | | |
|-------|-----------|--------|--------|---------------|------------|--------------|
| | 铅 (Pb) | 汞 (Hg) | 镉 (Cd) | 六价铬 (Cr (VI)) | 多溴联苯 (PBB) | 多溴二苯醚 (PBDE) |
| 半导体芯片 | X | O | O | O | O | O |
| 焊接点 | X | O | O | O | O | O |

