

FEATURES AND SPECIFICATIONS

Features and Benefits

- Plug latch on top
- Lightpipes molded in low- or high-temperature materials
- Lower electrical noise than LED offerings
- 34% fewer leads than LED offerings
- Enhanced grounding tabs on shield
- Surface Mount Compatible for high temperature lightpipe version
- Shortened leads with bottom contacts

Reference Information

Product Specification: PS-43860-003

Packaging: Unshielded—Tube

Shielded—Tray

UL File No.: E107635

CSA File No.: LR149980

Designed in: Inches

Electrical

Electrical Voltage: 125V

Current: 1.5A max.

Contact Resistance: 10mΩ max.

Dielectric Withstanding Voltage: 1000V AC

Insulation Resistance: 500 MΩ min.

Mechanical

Durability: 500 cycles

Physical

Housing: Black glass-filled, high-temperature nylon, UL 94V-0

Plating: Contact area—1.27µm (50µ") min. Gold

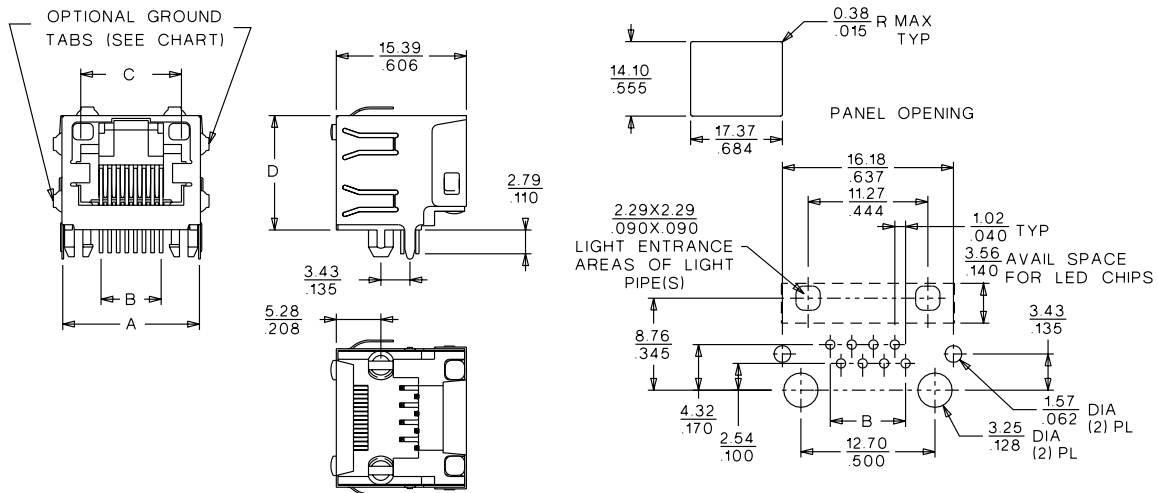
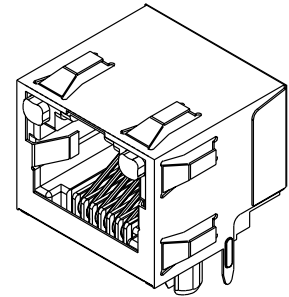
Solder tails—1.27µm (50µ") Tin/Lead

On both contact area and solder tails over nickel overall

Temperature: -40 to +80°C

43860

Right Angle, Low Profile Inverted Shielded and Unshielded Versions with Low or High Temperature Lightpipes



ORDERING INFORMATION AND DIMENSIONS

Low Temperature

Circuits	Loaded Contacts	Order No.			Dimension			
		Unshielded	Shielded		A	B	C	D
			With All Panel Grounding Tabs	With Offset Panel Grounding Tabs				
6	4	43860-0009			15.17 (.670)	3.07 (.120)	9.88 (.389)	13.21 (.520)
6	4		43860-0012		16.18 (.637)	3.07 (.120)	9.88 (.389)	13.53 (.533)
6	4			43860-0018	16.18 (.637)	3.07 (.120)	9.88 (.389)	13.53 (.533)
6	6	43860-0008			15.17 (.670)	5.09 (.200)	9.88 (.389)	13.21 (.520)
6	6		43860-0011		16.18 (.637)	5.09 (.200)	9.88 (.389)	13.53 (.533)
6	6			43860-0017	16.18 (.637)	5.09 (.200)	9.88 (.389)	13.53 (.533)
8	8	43860-0007			15.17 (.670)	7.11 (.280)	11.91 (.469)	13.21 (.520)
8	8		43860-0010		16.18 (.637)	7.11 (.280)	11.91 (.469)	13.53 (.533)
8	8			43860-0016	16.18 (.637)	7.11 (.280)	11.91 (.469)	13.53 (.533)

High Temperature

Circuits	Loaded Contacts	Order No.		Dimension			
		With All Panel Grounding Tabs	With Offset Panel Grounding Tabs	A	B	C	D
6	4	43860-1012		16.18 (.637)	3.07 (.120)	9.88 (.389)	13.53 (.533)
6	4		43860-1018	16.18 (.637)	3.07 (.120)	9.88 (.389)	13.53 (.533)
6	6	43860-1011		16.18 (.637)	5.09 (.200)	9.88 (.389)	13.53 (.533)
6	6		43860-1017	16.18 (.637)	5.09 (.200)	9.88 (.389)	13.53 (.533)
8	8	43860-1010		16.18 (.637)	7.11 (.280)	11.91 (.469)	13.53 (.533)
8	8		43860-1016	16.18 (.637)	7.11 (.280)	11.91 (.469)	13.53 (.533)



Molex's New Modular Jacks With Lightpipes Reduce EMI/RFI Over 50%

Features and Benefits


- Signal integrity remains high due to no interference from LED leads
- Lightpipes reduce the electronic noise from LEDs by as much as 50%
- The inverted RJ45 Lightpipe modular jack provides Category 5 performance for fast Ethernet applications
- Meets FCC 68.5 specification when plating selection is 50µ" of gold (30 and 15µ" of gold plating are also available)
- Each Molex modular jack is 100% electronically tested to detect possible shorting conditions before the product is shipped
- Plug latch on top of jack provides easy thumb depression for mating and unmating
- Inventory can be reduced by not stocking modjacks with different colored LEDs

Typical Applications

- Networking Products (Hubs, Routers, Switches, and Bridges)
- Security Systems
- Multimedia Set-Top Boxes (Interactive)
- Mini-PCI
- Home Office Routers and Hubs
- Modems

Molex Incorporated introduces a new inverted right angle modular jack with lightpipes that significantly reduces the noise created by the "antenna" effect of LED leads incorporated into the modular jack. The lightpipes direct the light emitted from the LEDs mounted on the PC board rather than using conventional LEDs mounted in the modular jacks. This design maintains signal integrity since there is no interference from LED leads. Because the LEDs are located on the PC board, you can select the colors used for the LEDs. Unlike typical LED modular jacks, you are not restricted to the standard green, yellow or orange LEDs. The combination of PC board mounted LEDs and lightpipes results in less noise being radiated through transmission lines.

The inverted modular jacks with lightpipes are available in through hole styles for wave soldering or a high temperature version for reflow soldering. The high-temperature version maintains performance at a +260°C reflow soldering temperature for 1 minute without deforming the modular jack or lightpipe. Shielded and unshielded offerings are available for both RJ11 and RJ45 configurations for the standard through hole version and a shielded modular jack is offered with the high temperature lightpipes.



Americas Headquarters

Lisle, Illinois 60532 U.S.A.
Tel: 1-800-78MOLEX
Fax: 630-969-1352

Far East North Headquarters

Yamato, Kanagawa, Japan
Tel: 81-462-65-2324
Fax: 81-462-65-2366

Far East South Headquarters

Jurong, Singapore
Tel: 65-268-6868
Fax: 65-265-6044

European Headquarters

Munich, Germany
Tel: 49-89-413092-0
Fax: 49-89-401527

Corporate Headquarters

2222 Wellington Ct.
Lisle, IL 60532 U.S.A.
Tel: 630-969-4550
Fax: 630-969-1352

Visit our Web site at <http://www.molex.com>