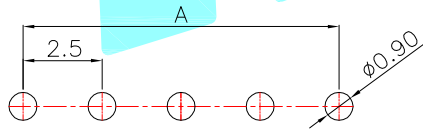
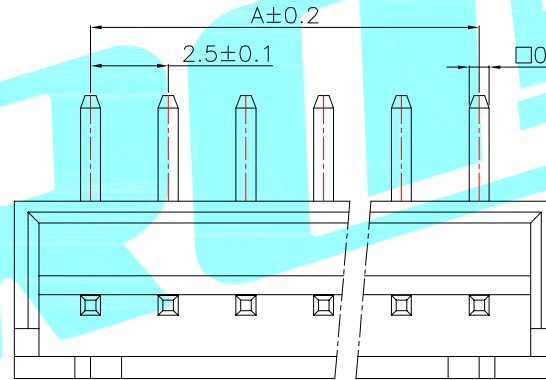
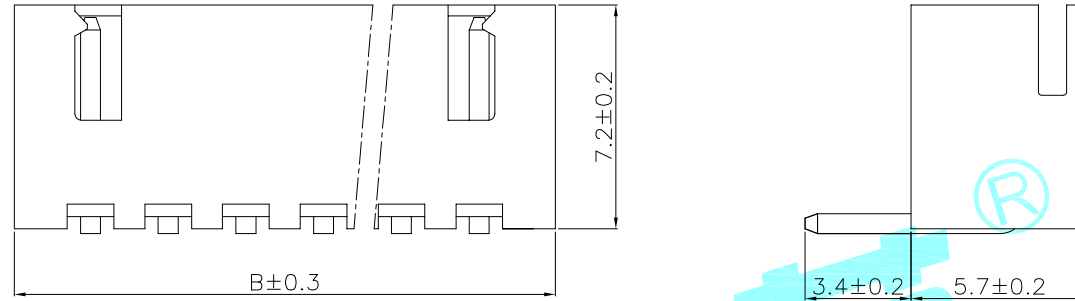


Poles	PART NO	DIM A	DIM B
2	XH-2AW	2.5	7.5
3	XH-3AW	5.0	10.0
4	XH-4AW	7.5	12.5
5	XH-5AW	10.0	15.0
6	XH-6AW	12.5	17.5
7	XH-7AW	15.0	20.0
8	XH-8AW	17.5	22.5
9	XH-9AW	20.0	25.0
10	XH-10AW	22.5	27.5
11	XH-11AW	25.0	30.0
12	XH-12AW	27.5	32.5
13	XH-13AW	30.0	35.0
14	XH-14AW	32.5	37.5
15	XH-15AW	35.0	40.0



PCB LAYOUT

- 1.Pin pitch: 2.5
- 2.Rated voltage: 250V DC/AC
- 3.Contact resistance: $\leq 20m\Omega$
- 4.Insulation resistance: $\geq 1000M\Omega$
- 5.Operating temperature: $-25^{\circ}C \sim +85^{\circ}C$

②	PIN	—	—	Brass	Sn Plated	—
①	Base	—	1	PA66	Natural	—
ITEM	PART NAME	TER'NO.	QTY.	MATERIAL	FINISHING	REMARK
APPROVALS			DATE	 ELECTRONICS CO.,LTD		
DRAWN	LIUCAN	2021.10.22	TITLE: Bar Connector Series			
CHECKED			PART NO. XH-nAW			
APPROVALS			TOLERANCES ARE			
		30~以上	±0.30	ANGLE	UNIT: mm	SCALE: 1:1
		10~30	±0.20	±2'	DRAWING NO.	PROJECT:
		5~10	±0.15			
		~ 5	±0.10	SHEET 1 OF 1		

ECN NO.	REV.	DATE.	DESCRIPTION.	CHANGE.	CHECK.	APPRO.
—	A	—	NEW	—	—	—