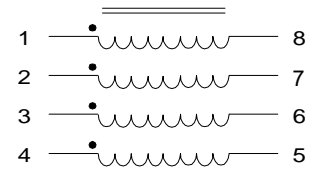


Surface Mount Common Mode Choke

Schematic Diagram

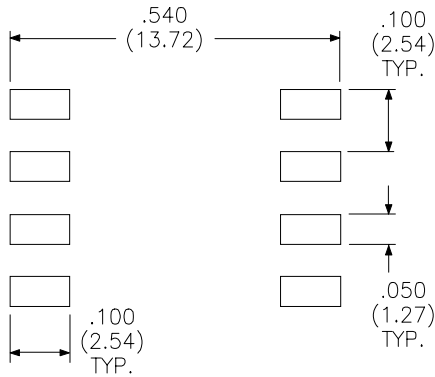
Electrical Specifications at 25° C

OCL ± 30% (μ H)	DCR Max. (Ω)	Hi-Pot Min. V_{RMS}	Common Mode Attenuation (dB)					
			100k	1M	10M	30M	50M	100M
4700	1.2	1000	31	42	36	27	23	13



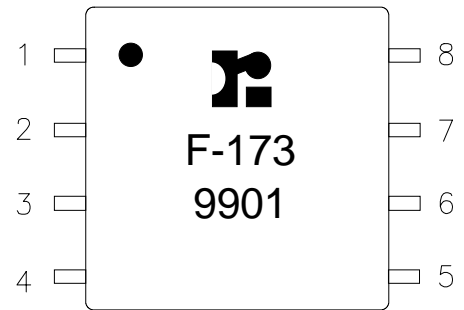
Operating Temperature Range: 0 °C to +70 °C

Suggested Pad Layout



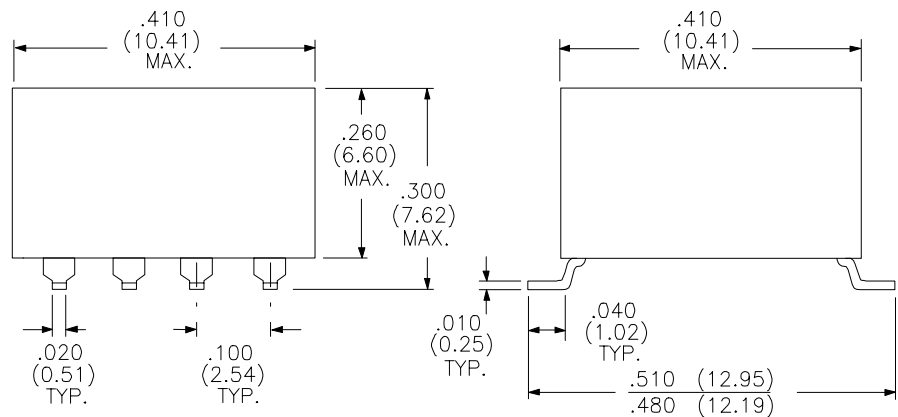
Flammability: Materials used in the production of these units are UL94-VO and meet requirements of IEC 695-2-2 needle flame test.

Physical Dimensions inches (mm)



Parts shipped in anti-static tubes. 50 pieces per tube

Tape & Reel Available



RHOMBUS P/N: F-173

CUST P/N:

NAME:

DATE: 8/16/98

SHEET: 1 OF 1