

KLB-16AYG

KLB-16AYG is a high bright InGaAlP yellow-green LED, and has the optimized optical characteristics.

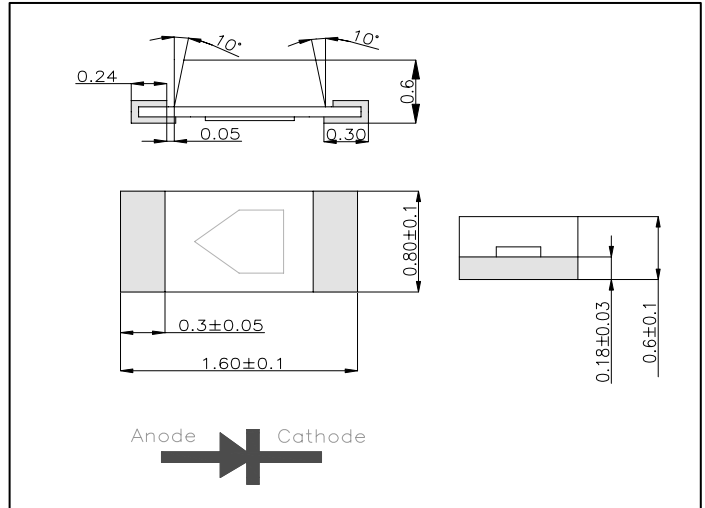
Features

- Ultra Wide Viewing Angle
- Very Thin Small SMD Package

Applications

- Display
- Indicator
- Key Pad Back Light

DIMENSIONS



Maximum Ratings

[Ta=25°C]

Parameter	Symbol	Ratings	Unit
Reverse Voltage	V_R	4	V
Forward current	I_F	20	mA
Pulse forward current ^{*1}	I_{FP}	50	mA
Power dissipation	P_D	58	mW
Operating temperature	$T_{opr.}$	-20 ~ +85	°C
Storage temperature	$T_{stg.}$	-30 ~ +100	°C
Soldering Temperature ^{*2}	$T_{sol.}$	240	°C

*1. I_{FP} Measured under duty $\frac{1}{10}$ @ 1KHz

*2. Soldering time $\frac{1}{10}$ Sec

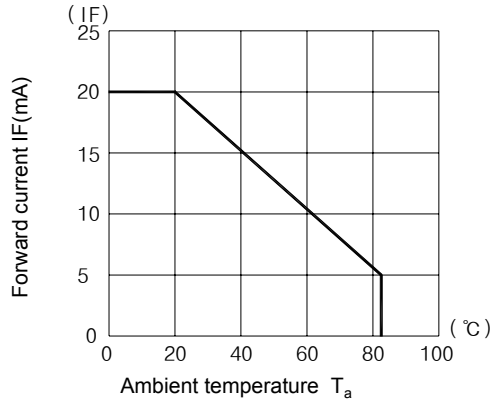
Electro-Optical Characteristics

[Ta=25°C]

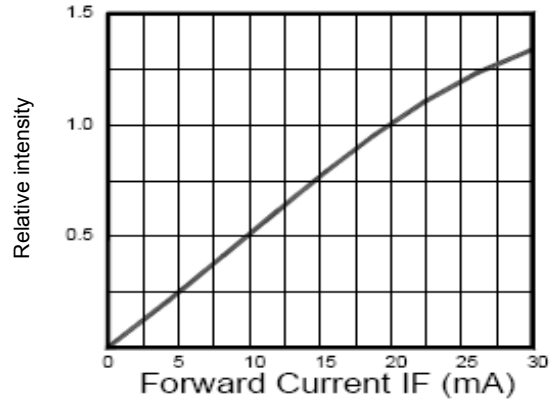
Parameter	Symbol	Conditions	Min	Typ	Max	Unit
Forward voltage	V_F	$I_F = 5 \text{ mA}$	1.6	-	2.2	V
		$I_F = 10 \text{ mA}$	1.8	-	2.3	V
Luminous Intensity	I_v	$I_F = 5 \text{ mA}$	3	-	15	mcd
		$I_F = 10 \text{ mA}$	10	-	30	
Doninant Wave Length	λ_d	$I_F = 10 \text{ mA}$	569	-	578	nm
Spectral half bandwidth	$\Delta\lambda$	$I_F = 10 \text{ mA}$	-	35	-	nm
Half angle	$\Delta\theta$	$I_F = 10 \text{ mA}$	-	± 65	-	deg.
			-	± 70	-	

KLB-16AYG

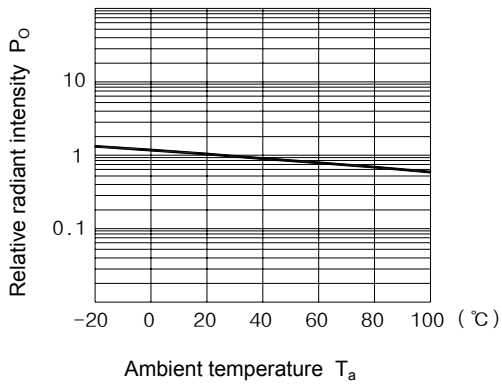
Forward current vs. Ambient temperature



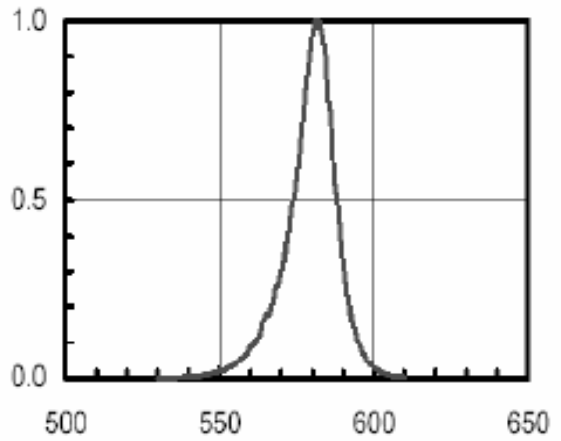
Radiant Intensity vs. Forward current



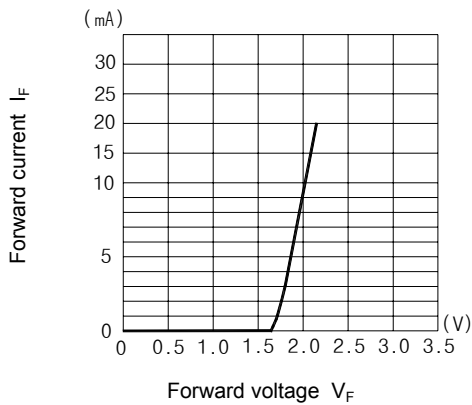
Relative radiant intensity vs. Ambient temperature



Relative intensity vs. Wavelength



Forward current vs. Forward voltage



Radiant Pattern

