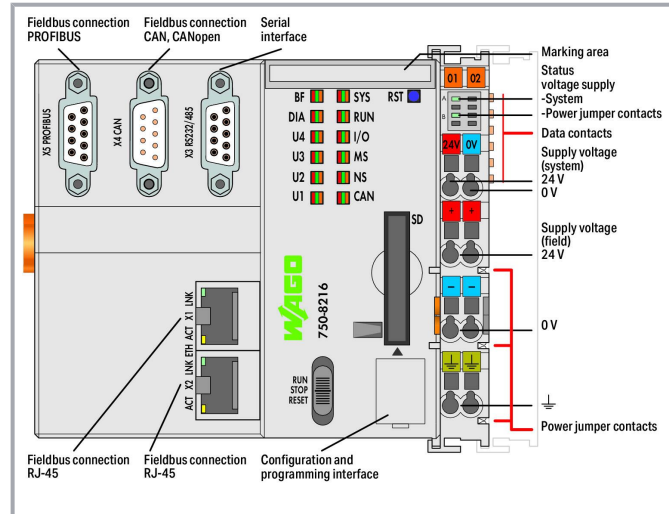


Data sheet | Item number: 750-8216/025-001

Controller PFC200; 2nd Generation; 2 x ETHERNET, RS-232/-485, CAN, CANopen, PROFIBUS Slave; Telecontrol technology; Ext. Temperature

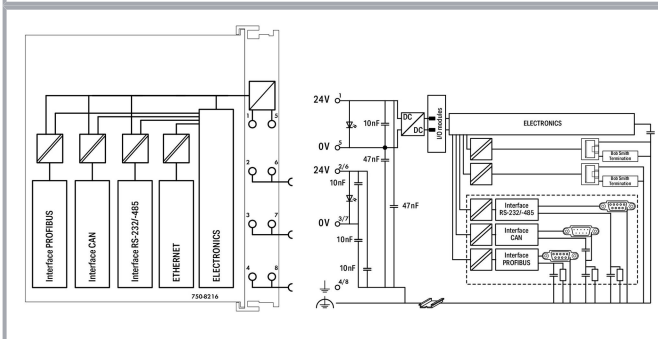


www.wago.com/750-8216/025-001



i Picture differs from the item.

Color:



Item description

The PFC200 Controller is a compact PLC for the modular WAGO I/O System. Besides network and fieldbus interfaces, the controller supports all digital, analog and specialty modules found within the 750/753 Series.

Subject to changes. Please also observe the further product documentation!

WAGO Kontakttechnik GmbH & Co. KG
 Hansastr. 27
 32423 Minden
 Phone: +49571 887-0 | Fax: +49571 887-169
 Email: info.de@wago.com | Web: www.wago.com

Do you have any questions about our products?
 We are always happy to take your call at +49 (571) 887-44222.



Two ETHERNET interfaces and an integrated switch enable line topology wiring.

An integrated Webserver provides user configuration options, while displaying PFC200 status information.

Besides the processing industry and building automation, typical applications for the PFC200 include standard machinery and equipment control (e. g., packaging, bottling and manufacturing systems, as well as textile, metal and wood processing machines).

Programming per IEC 61131-3

- Programmable via WAGO-I/O-PRO V2.3
- Direct connection of WAGO I/O modules
- 2 x ETHERNET (configurable), RS-232/485, CAN, CANopen, PROFIBUS DP Slave
- Linux operating system with RT-Preempt patch
- Configuration via CODESYS or Web-Based Management interface
- Maintenance-free

Data

Technical data

Communication	PROFIBUS Modbus (TCP, UDP) ETHERNET CANopen EtherNet/IP™ Adapter (slave), library for e!RUNTIME Modbus® RTU RS-232 serial interface RS-485 serial interface MQTT EtherCAT Master, requires an additional license BACnet/IP, requires an additional license Telecontrol protocols
ETHERNET protocols	DHCP DNS NTP FTP FTPS SNMP HTTP HTTPS SSH
Telecontrol protocols	IEC 60870-5-101/-103/-104 IEC 61400-25 IEC 61850-7 DNP3
Visualization	Web Visu

Subject to changes. Please also observe the further product documentation!



Operating system	Real-time Linux (with RT-Preempt patch)
CPU	Cortex A8; 1 GHz
Programming languages per IEC 61131-3	Instruction List (IL) Ladder Diagram (LD) Function Block Diagram (FBD), Continuous Function Chart (CFC) Structured Text (ST) Sequential Function Chart (SFC)
Programming environment	e!COCKPIT (based on CODESYS V3) WAGO-I/O-PRO V2.3 (based on CODESYS V2.3)
Configuration options	e!COCKPIT WAGO-I/O-CHECK Web-Based Management
Baud rate (communication/fieldbus 1)	10/100 Mbit/s
Baud rate	ETHERNET: 10/100 Mbit/s
Transmission medium (communication/fieldbus)	ETHERNET: Twisted Pair S-UTP; 100 Ω; Cat. 5; 100 m maximum cable length
Main memory (RAM)	512 MB
Internal memory (flash)	4096 MB
Non-volatile hardware memory	128 Kbytes
Program memory	16 MB
Data memory	64 MB
Non-volatile software memory	128 Kbytes
Memory card type	SD and SDHC up to 32 GB (all guaranteed properties only valid with WAGO 758-879/000-001 Memory Card)
Memory card slot	Push-push mechanism; Cover lid (sealable)
Number of modules per node (max.)	250
Number of modules without a bus extension (max.)	64
Input and output (internal) process image (max.)	1000 Worte/1000 Worte
Input and output (MODBUS) process image (max.)	CODESYS V2: 1000 Worte/1000 Worte; e!RUNTIME: 32000 Worte /32000 Worte
Input and output (PROFIBUS) process image (max.)	244 Byte/244 Byte
Input and output (CAN) process image (max.)	2000 Worte/2000 Worte
Indicators	LED (SYS, RUN, I/O, CAN, BF, DIA, U1 ... U4) red/green/orange: Status system, program, internal data bus, CANopen, PROFIBUS, PROFIBUS diagnostics, status programmable by user (can be used via CODESYS library); LED (A, B) green: System power supply status, field supply
Supply voltage (system)	24 VDC (-25 ... +30 %); via pluggable connector (CAGE CLAMP® connection)
Input current (typ.) at nominal load (24 V)	550 mA
Total current (system supply)	1,700 mA

Subject to changes. Please also observe the further product documentation!

WAGO Kontakttechnik GmbH & Co. KG
Hansastr. 27
32423 Minden
Phone: +49571 887-0 | Fax: +49571 887-169
Email: info.de@wago.com | Web: www.wago.com

Do you have any questions about our products?
We are always happy to take your call at +49 (571) 887-44222.



Supply voltage (field)	24 VDC (-25 ... +30 %); via power jumper contacts
Current carrying capacity (power jumper contacts)	10 A
Number of outgoing power jumper contacts	3
Isolation	500 V system/field

Connection data

Connection technology: communication/fieldbus	PROFIBUS: 1 x D-sub 9 socket; CANopen: 1 x D-sub 9 plug; Modbus TCP/UDP: 2 x RJ-45; Modbus RTU: 1 x D-sub 9 socket; RS-232 serial interface: 1 x D-sub 9 socket; RS-485 serial interface: 1 x D-sub 9 socket; Telecontrol protocol IEC 60870-5-101/-103: 1 x D-sub 9 socket; Telecontrol protocol IEC 60870-5-104: 1 x RJ-45; Telecontrol protocol IEC 61850: 1 x RJ-45; Telecontrol protocol DNP3: 1 x RJ-45 or D-sub 9 socket
Connection technology: system supply	2 x CAGE CLAMP®
Connection technology: field supply	6 x CAGE CLAMP®
Connection type (1)	System/field supply
Solid conductor	0.08 ... 2.5 mm ² / 28 ... 14 AWG
Fine-stranded conductor	0.08 ... 2.5 mm ² / 28 ... 14 AWG
Strip length	8 ... 9 mm / 0.31 ... 0.35 inch
Connection technology: device configuration	1 x Male connector; 4-pole

Physical data

Width	112 mm / 4.409 inch
Height	100 mm / 3.937 inch
Depth	71.9 mm / 2.831 inch
Depth from upper edge of DIN-rail	64.7 mm / 2.547 inch

Mechanical data

Weight	270.8 g
Color	light gray
Housing material	Polycarbonate; polyamide 6.6
Conformity marking	CE

Environmental requirements

Surrounding air temperature (operation)	-20 ... 60 °C
Surrounding air temperature (storage)	-40 ... 85 °C
Protection type	IP20

Subject to changes. Please also observe the further product documentation!

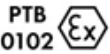


Pollution degree (5)	2 per IEC 61131-2
Operating altitude	without temperature derating: 0 ... 2000 m; with temperature derating: 2000 ... 5000 m (0.5 K/100 m); 5000 m (max.)
Relative humidity (without condensation)	95 %
Relative humidity (with condensation)	Short-term condensation per Class 3K6/IEC EN 60721-3-3 and E-DIN 40046-721-3, accounting for a temperature range of -20 to +60 °C (except for wind-driven precipitation, water and ice formation)
Mounting position	any
Mounting type	DIN-35 rail
Vibration resistance	4g per IEC 60068-2-6
Shock resistance	15g per IEC 60068-2-27
EMC immunity to interference	per EN 61000-6-2, marine applications
EMC emission of interference	per EN 61000-6-3, marine applications
Exposure to pollutants	Per IEC 60068-2-42 and IEC 60068-2-43
Fire load	2.705 MJ
Permissible H ₂ S contaminant concentration at a relative humidity 75 %	10 ppm
Permissible SO ₂ contaminant concentration at a relative humidity 75 %	25 ppm

Commercial data

PU (SPU)	1 Stück
Packaging type	box
Country of origin	DE
GTIN	4055143765565
Customs tariff number	85371091990

Approvals / Certificates

Ex-Approvals

Logo	Approval	Additional Approval Text	Certificate name
	ATEX TUEV Nord Cert GmbH	EN 60079	TUEV_14_ATEX_148929_X
	CCCEX CQST/CNEX	CNCA-C23-01	2020312310000213
	EAC	TP TC 012/2011	EAC RU C-DE.AM02.B.

Subject to changes. Please also observe the further product documentation!

Brjansker Zertifizierungsstelle

00163/19



IECEX
TUEV Nord Cert GmbH

IEC 60079-0

IECEX_TUN_14.0035_X



UL
Underwriters Laboratories Inc. (HAZARDOUS
LOCATIONS)


UL 121201

E198726 Sec.1


Country specific Approvals

Logo	Approval	Additional Approval Text	Certificate name
	KC National Radio Research Agency	Article 58-2, Clause 3	MSIP- REM-W43- PFC750

Ship Approvals

Logo	Approval	Additional Approval Text	Certificate name
	ABS American Bureau of Shipping	-	19- HG1821812- PDA
	DNV GL Det Norske Veritas, Germanischer Lloyd	-	TAA00001J4

UL-Approvals

Logo	Approval	Additional Approval Text	Certificate name
	UL Underwriters Laboratories Inc. (ORDINARY LOCATIONS)	UL 61010-2-201	E175199 Sec11

Optional accessories

Cables and pluggable connectors

Connector plug

Subject to changes. Please also observe the further product documentation!

WAGO Kontakttechnik GmbH & Co. KG
Hansastr. 27
32423 Minden
Phone: +49571 887-0 | Fax: +49571 887-169
Email: info.de@wago.com | Web: www.wago.com

Do you have any questions about our products?
We are always happy to take your call at +49 (571) 887-44222.



Item no.: 750-963
Fieldbus Connector CANopen; with D-sub female connector; 9-pole

www.wago.com/750-963



Item no.: 750-960
Fieldbus Connector PROFIBUS; with D-sub male connector; 9-pole

www.wago.com/750-960



Item no.: 750-975
ETHERNET RJ-45 connector, IP20; ETHERNET 10/100 Mbit/s; for field assembly

www.wago.com/750-975



Item no.: 750-978/000-012
Connector ETHERNET; RJ-45; Cat. 6A; straight; Code T568B; AWG 22; Strain relief

www.wago.com/750-978/000-012



Item no.: 750-979/000-012
Connector ETHERNET; RJ-45; Cat. 6A; angled; Code T568B; AWG 22; Strain relief

www.wago.com/750-979/000-012



Item no.: 750-978/000-021
Connector ETHERNET; RJ-45; Cat. 6A; straight; Code T568A; AWG 24; Strain relief

www.wago.com/750-978/000-021



Item no.: 750-979/000-022
Connector ETHERNET; RJ-45; Cat. 6A; angled; Code T568B; AWG 24; Strain relief

www.wago.com/750-979/000-022



Item no.: 750-978/000-022
Connector ETHERNET; RJ-45; Cat. 6A; straight; Code T568B; AWG 24; Strain relief

www.wago.com/750-978/000-022



Item no.: 750-979/000-011
Connector ETHERNET; RJ-45; Cat. 6A; angled; Code T568A; AWG 22; Strain relief

www.wago.com/750-979/000-011



Item no.: 750-979/000-021
Connector ETHERNET; RJ-45; Cat. 6A; angled; Code T568A; AWG 24; Strain relief

www.wago.com/750-979/000-021



Item no.: 750-977/000-011
Connector ETHERNET; RJ-45; Cat. 6A; straight; Code T568A; AWG 22

www.wago.com/750-977/000-011



Item no.: 750-978/000-011
Connector ETHERNET; RJ-45; Cat. 6A; straight; Code T568A; AWG 22; Strain relief

www.wago.com/750-978/000-011



Item no.: 750-977/000-022
Connector ETHERNET; RJ-45; Cat. 6A; straight; Code T568B; AWG 24

www.wago.com/750-977/000-022

Subject to changes. Please also observe the further product documentation!



Item no.: 750-977/000-012
Connector ETHERNET; RJ-45; Cat. 6A; straight; Code T568B; AWG 22

www.wago.com/750-977/000-012



Item no.: 750-977/000-021
Connector ETHERNET; RJ-45; Cat. 6A; straight; Code T568A; AWG 24

www.wago.com/750-977/000-021

Software

Basic version



Item no.: 759-333
WAGO-I/O-PRO

www.wago.com/759-333



Item no.: 759-333/000-923
WAGO-I/O-PRO; USB-Set

www.wago.com/759-333/000-923



Item no.: 759-911
WAGO-I/O-PRO; CD

www.wago.com/759-911

Runtime software



Item no.: 2759-283/211-1000
e!RUNTIME; BACnet; 300; Single License; Online activation

www.wago.com/2759-283/211-1000



Item no.: 2759-263/211-1000
e!RUNTIME; EtherCAT Master; 300; Single License; Online activation

www.wago.com/2759-263/211-1000

Shield termination

Shield clamping saddle



Item no.: 790-116
Shield clamping saddle; 19 mm wide; diameter of compatible conductor; 7 ... 16 mm

www.wago.com/790-116



Item no.: 790-124
Shield clamping saddle; 27 mm wide; diameter of compatible conductor; 6 ... 24 mm

www.wago.com/790-124



Item no.: 790-108
Shield clamping saddle; 11 mm wide; diameter of compatible conductor; 3 ... 8 mm

www.wago.com/790-108



Item no.: 790-140
Shield clamping saddle; diameter of compatible conductor

www.wago.com/790-140



Item no.: 790-216
Shield clamping saddle; 21.8 mm wide; 6 ... 16 mm

www.wago.com/790-216



Item no.: 790-220
Shield clamping saddle; 30 mm wide; 6 ... 20 mm

www.wago.com/790-220



Item no.: 790-208














Subject to changes. Please also observe the further product documentation!

Shield clamping saddle; 12.4 mm wide; 3 ... 8 mm

www.wago.com/790-208

System housing

System enclosure

	Item no.: 850-814/002-000 IP65 enclosure; Sheet steel (RAL 7035); WxHxD (200x120x200 mm); without flange plate	www.wago.com/850-814/002-000
	Item no.: 850-815/002-000 IP65 enclosure; Sheet steel (RAL 7035); WxHxD (300x120x200 mm); without flange plate	www.wago.com/850-815/002-000
	Item no.: 850-816/002-000 IP65 enclosure; Sheet steel (RAL 7035); WxHxD (400x120x200 mm); without flange plate	www.wago.com/850-816/002-000
	Item no.: 850-817/002-000 IP65 enclosure; Sheet steel (RAL 7035); WxHxD (600x120x200 mm); without flange plate	www.wago.com/850-817/002-000
	Item no.: 850-825 IP65 enclosure; Aluminium (RAL 7032); WxHxD (160x100x160 mm); 9 x M12, 4 x M20	www.wago.com/850-825
	Item no.: 850-826 IP65 enclosure; Aluminium (RAL 7032); WxHxD (240x100x160 mm); 4 x M20, 4 x M16, 14 x M12 cable grip	www.wago.com/850-826
	Item no.: 850-827 IP65 enclosure; Aluminium (RAL 7032); WxHxD (320x100x160 mm); 4 x M20, 8 x M16, 17 x M12 cable grip	www.wago.com/850-827
	Item no.: 850-827/002-000 IP65 enclosure; Aluminium (RAL 7035); WxHxD (320x100x160 mm); 4 x M20, 8 x M16, 17 x M12 cable grip	www.wago.com/850-827/002-000
	Item no.: 850-826/002-000 IP65 enclosure; Aluminium (RAL 7035); WxHxD (240x100x160 mm); 4 x M20, 4 x M16, 14 x M12 cable grip	www.wago.com/850-826/002-000
	Item no.: 850-828/002-000 IP65 enclosure; Aluminium (RAL 7035); WxHxD (480x100x160 mm); 4 x M20, 10 x M16, 35 x M12 cable grip	www.wago.com/850-828/002-000
	Item no.: 850-828 IP65 enclosure; Aluminium (RAL 7032); WxHxD (480x100x160 mm); 4 x M20, 10 x M16, 35 x M12 cable grip	www.wago.com/850-828
	Item no.: 850-834 IP65 enclosure; Polyester (RAL 7032); WxHxD (164x100x164 mm); 9 x M12, 4 x M20	www.wago.com/850-834
	Item no.: 850-835 IP65 enclosure; Polyester (RAL 7032); WxHxD (244x100x164 mm); 4 x M20, 4 x M16, 14 x M12 cable grip	www.wago.com/850-835

Subject to changes. Please also observe the further product documentation!



Item no.: 850-836

IP65 enclosure; Polyester (RAL 7032); WxHxD (324x100x164 mm); 4 x M20, 8 x M16, 17 x M12 cable grip

www.wago.com/850-836

General accessories

Bluetooth

Item no.: 750-921

Bluetooth® Adapter

www.wago.com/750-921

Communication cable



Item no.: 750-923

Configuration cable; USB connector; Length: 2.5 m

www.wago.com/750-923



Item no.: 750-923/000-001

Configuration cable; USB connector; Length: 5 m

www.wago.com/750-923/000-001

Marking accessories

Marker carrier

Item no.: 750-103

Group marker carrier

www.wago.com/750-103

Marker

Item no.: 2009-145/000-006

Mini-WSB Inline; for Smart Printer; 1700 pieces on roll; stretchable 5 - 5.2 mm; plain; snap-on type; blue

www.wago.com/2009-145/000-006

Item no.: 2009-145

Mini-WSB Inline; for Smart Printer; 1700 pieces on roll; stretchable 5 - 5.2 mm; plain; snap-on type; white

www.wago.com/2009-145

Item no.: 2009-145/000-002

Mini-WSB Inline; for Smart Printer; 1700 pieces on roll; stretchable 5 - 5.2 mm; plain; snap-on type; yellow

www.wago.com/2009-145/000-002

Item no.: 2009-145/000-007

Mini-WSB Inline; for Smart Printer; 1700 pieces on roll; stretchable 5 - 5.2 mm; plain; snap-on type; gray

www.wago.com/2009-145/000-007

Item no.: 2009-145/000-005

Mini-WSB Inline; for Smart Printer; 1700 pieces on roll; stretchable 5 - 5.2 mm; plain; snap-on type; red

www.wago.com/2009-145/000-005

Item no.: 2009-145/000-012

Mini-WSB Inline; for Smart Printer; 1700 pieces on roll; stretchable 5 - 5.2 mm; plain; snap-on type; orange

www.wago.com/2009-145/000-012

Item no.: 2009-145/000-023

Mini-WSB Inline; for Smart Printer; 1700 pieces on roll; stretchable 5 - 5.2 mm; plain; snap-on type; green

www.wago.com/2009-145/000-023

Subject to changes. Please also observe the further product documentation!

WAGO Kontakttechnik GmbH & Co. KG

Hansastr. 27







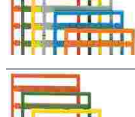
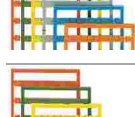
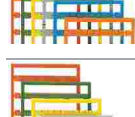


32423 Minden

Phone: +49571 887-0 | Fax: +49571 887-169

Email: info.de@wago.com | Web: www.wago.com

Do you have any questions about our products?

We are always happy to take your call at +49 (571) 887-44222.

	Item no.: 2009-145/000-024 Mini-WSB Inline; for Smart Printer; 1700 pieces on roll; stretchable 5 - 5.2 mm; plain; snap-on type; violet	www.wago.com/2009-145/000-024
	Item no.: 248-501/000-006 Mini-WSB marking card; as card; not stretchable; plain; snap-on type; blue	www.wago.com/248-501/000-006
	Item no.: 248-501/000-007 Mini-WSB marking card; as card; not stretchable; plain; snap-on type; gray	www.wago.com/248-501/000-007
	Item no.: 248-501/000-002 Mini-WSB marking card; as card; not stretchable; plain; snap-on type; yellow	www.wago.com/248-501/000-002
	Item no.: 248-501/000-012 Mini-WSB marking card; as card; not stretchable; plain; snap-on type; orange	www.wago.com/248-501/000-012
	Item no.: 248-501 Mini-WSB marking card; as card; not stretchable; plain; snap-on type; white	www.wago.com/248-501
	Item no.: 248-501/000-017 Mini-WSB marking card; as card; not stretchable; plain; snap-on type; light green	www.wago.com/248-501/000-017
	Item no.: 248-501/000-005 Mini-WSB marking card; as card; not stretchable; plain; snap-on type; red	www.wago.com/248-501/000-005
	Item no.: 248-501/000-024 Mini-WSB marking card; as card; not stretchable; plain; snap-on type; violet	www.wago.com/248-501/000-024
	Item no.: 248-501/000-023 Mini-WSB marking card; as card; not stretchable; plain; snap-on type; green	www.wago.com/248-501/000-023
Group marker carrier		
	Item no.: 750-107 Group marker carrier	www.wago.com/750-107
Memory card		
Memory card		

Subject to changes. Please also observe the further product documentation!

Item no.: 758-879/000-001

Memory Card SD; SLC-NAND; 2 GByte; Temperature from -40 to 90 °C

www.wago.com/758-879/000-001



Item no.: 758-879/000-2108

Memory Card SD; pSLC-NAND; 8 GB; Temperature range: -40 to 90°C

www.wago.com/758-879/000-2108

Carrier rail

Mounting accessories



Item no.: 210-197

Steel carrier rail; 35 x 15 mm; 1.5 mm thick; 2 m long; slotted; similar to EN 60715; silver-colored

www.wago.com/210-197



Item no.: 210-198

Copper carrier rail; 35 x 15 mm; 2.3 mm thick; 2 m long; unslotted; according to EN 60715; copper-colored


www.wago.com/210-198



Item no.: 210-504

Steel carrier rail; 35 x 7.5 mm; 1 mm thick; 2 m long; slotted; galvanized; according to EN 60715; silver-colored

www.wago.com/210-504



Item no.: 210-505

Steel carrier rail; 35 x 7.5 mm; 1 mm thick; 2 m long; unslotted; galvanized; according to EN 60715; silver-colored

www.wago.com/210-505



Item no.: 210-506

Steel carrier rail; 35 x 15 mm; 1.5 mm thick; 2 m long; unslotted; galvanized; similar to EN 60715; silver-colored


www.wago.com/210-506



Item no.: 210-508

Steel carrier rail; 35 x 15 mm; 1.5 mm thick; 2 m long; slotted; galvanized; similar to EN 60715; silver-colored


www.wago.com/210-508



Item no.: 210-113

Steel carrier rail; 35 x 7.5 mm; 1 mm thick; 2 m long; unslotted; according to EN 60715; silver-colored

www.wago.com/210-113



Item no.: 210-118

Steel carrier rail; 35 x 15 mm; 2.3 mm thick; 2 m long; unslotted; according to EN 60715; silver-colored

www.wago.com/210-118



Item no.: 210-112

Steel carrier rail; 35 x 7.5 mm; 1 mm thick; 2 m long; slotted; according to EN 60715; "Hole width 25 mm; silver-colored

www.wago.com/210-112



Item no.: 210-114

Steel carrier rail; 35 x 15 mm; 1.5 mm thick; 2 m long; unslotted; similar to EN 60715; silver-colored


www.wago.com/210-114



Item no.: 210-115

Steel carrier rail; 35 x 7.5 mm; 1 mm thick; 2 m long; slotted; according to EN 60715; "Hole width 18 mm; silver-colored

www.wago.com/210-115



Item no.: 210-196

Aluminum carrier rail; 35 x 8.2 mm; 1.6 mm thick; 2 m long; unslotted; similar to EN 60715; silver-colored

www.wago.com/210-196

Subject to changes. Please also observe the further product documentation!

WAGO Kontakttechnik GmbH & Co. KG

Hansastr. 27

32423 Minden

Phone: +49571 887-0 | Fax: +49571 887-169

Email: info.de@wago.com | Web: www.wago.com

Do you have any questions about our products?

We are always happy to take your call at +49 (571) 887-44222.

Downloads Documentation

Manual

Cyber Security for Controller PFC100 / PFC200	V 1.2.0	pdf 8.3 MB	Download
Configure IEC 61850 with Telecontrol Configurator and e!COCKPIT	V 1.0.0 2020. 11. 13.	pdf 2.4 MB	Download
WAGO MODBUS Master Configurator for configuration of MODBUS networks in WAGO-I/O-PRO (CODESYS)	V 1.1.0	pdf 1.8 MB	Download
PFC200 G2 2ETH RS CAN DPS Tele T Controller PFC200; 2nd Generation; 2 x ETHERNET, RS-232/-485, CAN, CANopen, PROFIBUS Slave; Telecontrol technology; Ext. Temperature	V 1.4.0 2020. 12. 10.	pdf 8.6 MB	Download
Configure IEC 60870 with Telecontrol Configurator and e!COCKPIT	V 1.0.0 2020. 11. 13.	pdf 6.5 MB	Download
e!RUNTIME EtherCAT® Master	V 1.1.1 2019. 12. 17.	pdf 879.5 kB	Download
Configure DNP3 with Telecontrol Configurator and e!COCKPIT	V 1.0.0 2020. 11. 13.	pdf 5.0 MB	Download
System Manual WAGO I/O System 750 / 753 Decentralized Automation Technology	V 3.0.2 2021. 4. 27.	pdf 6.6 MB	Download
OPC-UA Mapping Editor Online Hilfe HTML		URL	Download
System Manual Series 750/753 Online HTML		URL	Download

Bid Text

750-8216/025-001 docx - Datei	2019. 1. 23.	docx 23.1 kB	Download
750-8216/025-001 X81 - Datei	2019. 2. 19.	xml 11.0 kB	Download

Tutorial

Subject to changes. Please also observe the further product documentation!



WAGO IEC 61850 solution (Transformer)	1.0 2012. 6. 1.	wmv 20.0 MB	Download
Establish connection to a controller using SSH In this video we are demonstrating how to establish a SSH connection with a controller using for example PuTTY to be able to work with the LINUX console. Contents: 0:21 Download and install the SSH client; 0:40 Establish the SSH connection; 0:50 Log on to the Controller	1.0 2017. 8. 5.	mp4 29.0 MB	Download
Tutorial WAGO IEC 61850 / 61400 solution	1.0 2012. 6. 1.	wmv 45.4 MB	Download
WAGO IEC 61400-25 solution (Windmill)	1.0 2012. 6. 1.	wmv 20.4 MB	Download
Set IP address with Ethernet Settings In this video we are demonstrating how you can set a IP address with Ethernet Settings. Content: 00:27 – Chapter #1 Download and install software; 00:56 – Chapter #2 Open Ethernet Settings; 01:10 – Chapter #3 Establish serial Connection; 01:34 – Chapter #4 Set IP address; 02:10 – Chapter #5 Check IP address	3.0 2017. 12. 18.	mp4 88.3 MB	Download

System Description

Controller PFC100/200, General Product Information		pdf 591.2 kB	Download
Overview on WAGO-I/O-SYSTEM 750 approvals		pdf 780.2 kB	Download

Additional Information

e!RUNTIME EtherCAT® Master	V 1.1.1 2019. 12. 17.	pdf 879.5 kB	Download
Disposal; Electrical and electronic equipment, Packaging	V 1.0.0	pdf 265.8 kB	Download
WAGO OPC UA Server	V 1.1.0 2021. 1. 28.	pdf 1.2 MB	Download

Application Notes

Application Note CoDeSys 2.3

Application note: DALI 753-647 Configuration Interface	V1.0.2 2019. 4. 29.	zip 3.1 MB	Download
--	------------------------	---------------	----------

Subject to changes. Please also observe the further product documentation!



This application note describes the WAGO DALI Configurator, the integration of the DALI visualization for configuring various sensor types and the implementation in a program.

<p>Connection of Thermokon Multi-function room control units WRF 08</p> <p>The fundamental way of carrying out the communication between the WAGO I/O System and the multi-function room operating panel (WRF08 RS485 Modbus) from Thermokon is described in this application note.</p>	<p>10.04.2019 2019. 4. 10.</p>	<p>zip 876.4 kB</p>	<p>Download</p>
<p>Anbindung der HKW-Elektronik Wetterprognose-Station WS-K xx T ModBus</p> <p>Dieser Anwendungshinweis beschreibt, wie die Kommunikation zwischen dem WAGO-I/O-System und einer HKW-Elektronik Wetterprognose-Station Kompakt realisiert werden kann.</p>	<p>V 1.1 2017. 7. 7.</p>	<p>zip 781.1 kB</p>	<p>Download</p>
<p>Application Note Library WagoDatalogger_02</p> <p>This application note describes the use of the WagoDatalogger_02.lib library. Up to 80 analog or digital signals can be recorded.</p>	<p>2020-05-20 2020. 5. 20.</p>	<p>zip 1.3 MB</p>	<p>Download</p>
<p>Application Note: EnOcean_06 Library</p> <p>This application note describes how communication between the WAGO-I/O-SYSTEM and different EnOcean wireless sensors can be implemented using the EnOcean_06.lib library.</p>	<p>30.11.2016 2016. 11. 30.</p>	<p>zip 842.0 kB</p>	<p>Download</p>
<p>Connection of DMX devices to the WAGO-I/O-SYSTEM via the ArtNet-DMX STAGE-PROFI 1.1</p> <p>This application note describes connecting the ArtNet-DMX STAGE-PROFI 1.1 to the WAGO-I/O-SYSTEM. The ArtNet-DMX STAGE-PROFI 1.1 can be operated as a DMX master and a DMX slave.</p>	<p>11.01.2013 2013. 1. 11.</p>	<p>zip 1.5 MB</p>	<p>Download</p>
<p>Application Note Library ModuleAccess_01</p> <p>These instructions describe the use of the ModuleAccess_01.lib library using 4 examples.</p>	<p>05.01.2016 2016. 1. 29.</p>	<p>zip 1.0 MB</p>	<p>Download</p>
<p>Application Note: DMX_02</p> <p>This application note describes how a DMX master for DMX device control can be performed via 750-652 serial interface.</p>	<p>26.04.2017 2017. 4. 26.</p>	<p>zip 751.0 kB</p>	<p>Download</p>
<p>Application note Cloud Connectivity</p> <p>This application note explains how the WAGO controllers PFC100 and PFC200 can communicate with cloud services like Microsoft Azure (WAGO Cloud), Amazon AWS and IBM Bluemix. Data could be send to the cloud and commands could receive from the cloud. The libraries WagoLibCloud for WAGO-I/O-PRO V2.3 and WagoAppCloud for e!COCKPIT are used.</p>	<p>2019-09-17 2019. 9. 17.</p>	<p>zip 4.1 MB</p>	<p>Download</p>
<p>Application Note Connecting with an iPod Touch</p>	<p>30.03.2011 2011. 10. 28.</p>	<p>zip 439.1 kB</p>	<p>Download</p>

Subject to changes. Please also observe the further product documentation!



This Application Note explains the basic procedures for access to the WAGO Ethernet Controller 750-8xx or the WAGO Ethernet Coupler 750-3xx using an iPod Touch.

Connection of Thermokon Multi-function room control units WRF 06 The fundamental method of setting up communication between the WAGO I/O System and the multi-function room operating panel (WRF06 RS485 Modbus) from Thermokon is described in this application note.	10.04.2019 2016. 4. 8.	zip 845.9 kB	Download
---	---------------------------	-----------------	----------

Application note for installing a MySQL-Server on a PFC-Controller This Application Note explains how a MySQL-Server can be set up and used on a PFC 200. The Application shows how measurement values of the 3-Phase Power Measurement Module can be written into a database.	V 1.0.4 2019. 5. 16.	zip 4.5 MB	Download
---	-------------------------	---------------	----------

Using the web visualization with Java™ runtime environment (JRE, JVM) 7 update 51 (7u51) (a500690) Oracle announced an update (7u51) for their Java™ runtime environment for the 14th of January 2014 which might have an impact on the use of the WAGO web visualization with Controller, PERSPECTO CP devices and WAGO-IO-IPCs. For more details please have a look into our application note.	V1.2.4 2019. 2. 26.	zip 5.0 MB	Download
---	------------------------	---------------	----------

Connection of a Thermokon Thanos SR L MODBUS room control unit to the WAGO-I/O-SYSTEM The fundamental method of setting up communication between the WAGO I/O System and the Thanos SR L MODBUS room operating panel from Thermokon is described in this application note.	02.05.2013 2013. 5. 13.	zip 313.2 kB	Download
---	----------------------------	-----------------	----------

GRUNDFOS GENIbus interface, application note This application note describes how communication between the WAGO-I/O-SYSTEM and the Grundfos MAGNA series circulation pumps can be performed via GENIbus interface.	20.03.2017 2017. 3. 20.	zip 286.6 kB	Download
---	----------------------------	-----------------	----------

HART Tool Routing via ETHERNET with 750-820x/750-88x and CODESYS 2.3 (a116120) This application note describes how to set up asset management systems, which facilitate simple, efficient configuration of HART field devices. With the Cerabar PMC51 (Endress+Hauser) as an example, a connection is established from any HART sensor to a WAGO PROFIBUS Controller and a WAGO ETHERNET Fieldbus Coupler. The configuration is made with the asset management software WAGOframe, PACTware und FieldCare.	1.0.0 2019. 3. 22.	pdf 3.9 MB	Download
---	-----------------------	---------------	----------

Application Note PowerMeasurement_03 Library This application note describes how current, voltage, effective power, power factor and energy consumption can be measured using 3-phase power measurement modules (750-493).	19.01.2011 2012. 3. 19.	zip 954.5 kB	Download
---	----------------------------	-----------------	----------

Application Note for the 750-495 3-Phase Power Measurement Module	24.01.2014	zip	Download
---	------------	-----	----------

Subject to changes. Please also observe the further product documentation!



<p>The application note for the 3-Phase Power Measurement Module 750-495 shows how the measured values of the power measurement module can be read. It is also shown how the power module can be configured using the WAGO-I/O-PRO- V2.3 visualization tool.</p>	<p>2014. 1. 24.</p>	<p>1.8 MB</p>	
<p>HLK-Anlagenmakros für TRIC</p> <p>In dieser Zip-Datei finden Sie Vorlagen und Makros für die Planungssoftware TRIC. TRIC ist ein Werkzeug für Planer und Errichter von HLK-Anlagen, das den Richtlinien der VOB, VDI und DIN EN ISO entspricht.</p>	<p>2015-07-10 2015. 7. 10.</p>	<p>zip 76.8 MB</p>	<p>Download</p>
<p>HART Tool Routing via PROFIBUS with 750-833 and 750-333 (a116140)</p> <p>This application note describes how to set up asset management systems, which facilitate simple, efficient configuration of HART field devices. Using the Cerabar PMC51 (Endress+Hauser) as an example, connecting any HART sensor to a WAGO PROFIBUS controller and a WAGO PROFIBUS Coupler is explained. The cyclic PROFIBUS Master (750-8208) realizes the data exchange. As an acyclic master, a TH LINK PROFIBUS provides access for the plant asset management applications WAGOframe, PACTware and FieldCare.</p>	<p>1.0.0 2019. 3. 22.</p>	<p>pdf 5.3 MB</p>	<p>Download</p>
<p>HVAC System Macros</p> <p>WAGO provides system macros for HVAC applications that are based on Building_HVAC_03.lib.</p>	<p>10.03.2017 2019. 3. 15.</p>	<p>zip 13.6 MB</p>	<p>Download</p>
<p>Application Note Data Plotter</p> <p>The Data Plotter is a Web application that can be used as a visualization tool for the data logger in CODESYS V2.3 and e!COCKPIT. It allows the user to graphically display data captured by the data logger library (WAGO_Datalogger_02.lib for CODESYS V2.3 and WagoAppDatalogger for e!COCKPIT from V1.2.100.6023).</p>	<p>2020-09-17 2020. 9. 17.</p>	<p>zip 6.7 MB</p>	<p>Download</p>
<p>Application Note Weather Station Elsner P03 Modbus</p> <p>This application note describes how communication can be set up between the WAGO I/O System and the ELSNER P03/3 weather station with a Modbus interface.</p>	<p>01.12.2011 2011. 10. 28.</p>	<p>zip 275.6 kB</p>	<p>Download</p>
<p>Anwendungshinweis für die Steuerung eines Icus robotlink</p> <p>Der Anwendungshinweis beschreibt anhand einer Demoapplikation die Steuerung eines Icus robotlink® Roboterarms mit sechs Achsen. Als Steuerung wird ein Wago PFC200 (Art.-Nr. 750-8202) verwendet.</p>	<p>12.11.2015 2015. 11. 12.</p>	<p>zip 1.3 MB</p>	<p>Download</p>
<p>Application Note for the 750-494 3-Phase Power Measurement Module</p> <p>The application note for the 3-Phase Power Measurement Module 750-494 shows how the measured values of the power measurement module can be read. It is also shown how the power module can be configured using the WAGO-I/O-PRO- V2.3 visualization tool.</p>	<p>24.01.2014 2014. 11. 11.</p>	<p>zip 1.7 MB</p>	<p>Download</p>
<p>Application Note: MpBus_03 Library</p>	<p>2020-08-14 2020. 8. 14.</p>	<p>zip 526.0 kB</p>	<p>Download</p>

Subject to changes. Please also observe the further product documentation!



This Application Note explains how a WAGO fieldbus controller sets up communication to the MP-bus actuators via the MP-bus master module (750-643).

Application Note Scheduler_03.lib	20.05.2011	zip	Download
This application note describes different applications of the Scheduler_03.lib library.	2011. 5. 20.	1.8 MB	

Application Note e!COCKPIT

SNMP Communication (a500850)	V1.1.0	zip	Download
This application note explains how the WAGO controllers PFC100 and PFC200 can communicate via SNMP: Sending traps / inform notifications, creating an MIB and using the controller as an SNMP agent. To do so, the SNMP-specific libraries for WAGO-I/O-PRO V2.3 and e!COCKPIT are used.	2020. 2. 20.	3.8 MB	

eCOCKPIT application note installation MySQL-Server	2019-09-09	pdf	Download
This Application Note explains how a MySQL-Server can be set up and used on a PFC 200. The Application shows how measurement values of the 3-Phase Power Measurement Module can be written into a database.	2019. 9. 9.	1.9 MB	

HART Tool Routing via ETHERNET with 750-820x and e!RUNTIME (a116130)	1.0.0	pdf	Download
This application note describes how to set up asset management systems, which facilitate simple, efficient configuration of HART field devices. With the Cerabar PMC51 (Endress+Hauser) as an example, a connection is established from any HART sensor to a WAGO PROFIBUS Controller and a WAGO ETHERNET fieldbus coupler. The configuration is made with the asset management software WAGOframe, PACTware und FieldCare.	2019. 3. 22.	2.9 MB	

Application Note Data Plotter	2020-09-17	zip	Download
The Data Plotter is a Web application that can be used as a visualization tool for the data logger in CODESYS V2.3 and e!COCKPIT. It allows the user to graphically display data captured by the data logger library (WAGO_Datalogger_02.lib for CODESYS V2.3 and WagoAppDatalogger for e!COCKPIT from V1.2.100.6023).	2020. 9. 17.	6.7 MB	

Libraries

WAGO Library Power Plant Control

WAGO Library Power Plant Control	1.1.0.0	ZIP	Download
The WAGO Power Plant Control Library is an <i>e!COCKPIT</i> library with a control algorithm for active and/or reactive power in power plants.	2021. 7. 21.	10.8 MB	

The control algorithm regulates the setpoint values for active and/or reactive power at the grid connection point. It compares these setpoints to the measured actual values at the grid connection point and communicates the calculated control variable to the generation system. This library can be used on second-generation PFC200 Controllers and is certified per VDE-AR-N 4110 or 4120.

The library can be used for a 30-day trial period at no cost, after which a license for the specific controller is required. The license can be separately purchased under Item Number 2759-0203/0211-1000.

Subject to changes. Please also observe the further product documentation!

WAGO Kontakttechnik GmbH & Co. KG
 Hansastr. 27
 32423 Minden
 Phone: +49571 887-0 | Fax: +49571 887-169
 Email: info.de@wago.com | Web: www.wago.com

Do you have any questions about our products?
 We are always happy to take your call at +49 (571) 887-44222.



Library

WAGO_Datalogger_02.lib	2.7 2020. 5. 20.	zip 678.8 kB	Download
The FbDatalogger function block logs entries from up to 80 channels at an interval of min. one second in a CSV file.			
WagoLibLed	1.0.0	pdf 516.5 kB	Download
This library contains function blocks that can be used for control and querying of the user LEDs and for querying of the status LEDs. Depending on the device design, not all of the user or status LEDs may be provided.			
Library WagoLibCloud_02.lib	2.2.4 2020. 1. 21.	zip 57.6 kB	Download
Die Bibliothek dient zur Kommunikation des WAGO Controller PFC100 und PFC200 mit Cloud Diensten wie Microsoft Azure (WAGO Cloud), Amazon AWS and IBM Bluemix. Daten können zur Cloud gesendet und Kommandos von der Cloud empfangen werden.			
WagoConfigToolLIB	1.0.0 2013. 10. 8.	pdf 349.1 kB	Download
The library WagoConfigToolLIB.lib library provides function blocks for accessing the device configuration (e.g., network settings, data and time, ongoing services).			
ModuleAccess_01.lib	1.8.7 2020. 1. 27.	zip 2.2 MB	Download
The ModuleAccess_01 library provides both module configuration and access to its process data within a CoDeSys project without the use of WAGO I/O Check.			

Engineering-Software

e!COCKPIT

e!COCKPIT	V 1.9 2021. 6. 14.	zip 3.0 GB	Download
Register at no cost and test our engineering software for 30 days.			

WAGO Telecontrol Configurator

WAGO Telecontrol Configurator	1.2.25.1 2021. 8. 20.	ZIP 108.4 MB	Download
The WAGO Telecontrol Configurator is an stand-alone software for easy configuration and commissioning of WAGO controllers for telecontrol technology.			

Without the help of additional software, this configurator can be used alone to configure communication between WAGO-I/O-SYSTEM controllers and a DNP3 and IEC 60870-5-101/104 control system. Data from digital and analog input modules, as well as the 3-phase power measurement modules can be sent to the control system. The control system can send commands and setpoints to the digital and analog output modules. The telecontrol configurator cannot further process the data in the decentralized controller. WAGO provides the *e!COCKPIT* automation software for programming a decentralized automation task. The telecontrol configurators for DNP3 and IEC 60870-5-101/104 are integrated in the same way in *e!COCKPIT*.

Configuration and Commissioning Software

Subject to changes. Please also observe the further product documentation!

WAGO Kontakttechnik GmbH & Co. KG
Hansastr. 27
32423 Minden
Phone: +49571 887-0 | Fax: +49571 887-169
Email: info.de@wago.com | Web: www.wago.com

Do you have any questions about our products?
We are always happy to take your call at +49 (571) 887-44222.



WAGO-IO-PRO Demo-Version (759-912) / Serie 750, 758 und 762	2.3.9.61 2015. 7. 3.	zip 372.0 MB	Download
---	-------------------------	-----------------	----------

Runtime Software

Linux® Toolchain

Linux® Software Development Kit (SDK)		URL	Download
---------------------------------------	--	-----	----------

With the PFC SDK, WAGO offers Linux® enthusiasts the opportunity to compile the PFC firmware themselves, and to expand it according to their own wishes.

The WAGO PFC SDK includes a Pengutronix build environment, optimized for the PFC, and the OSELAS Toolchain, which open up the following possibilities, among others:

- Expanding the firmware functions using open source packages like: Python, SQLite3, PHP, etc.
- Compiling their own C/C++ applications with direct or indirect bus access to the local bus, CANopen, or PROFIBUS.
- Compiling external libraries using CODESYS V2 to expand the PLC applications.
- There are detailed instructions for many of these tasks and ideas (see WAGO GitHub HowTo's).

Firmware

Firmware PFC 200/100	V 19.0 2021. 8. 19.	zip 167.2 MB	Download
----------------------	------------------------	-----------------	----------

IoT/ Cloud

"Remote Access" Beta Software

"Remote Access" Beta Software Register for the beta version of "Remote Access" for the WAGO Cloud.	V 0.11.0.0 2020. 12. 1.	ZIP 2.1 MB	Download
---	----------------------------	---------------	----------

CAD/CAE-Data

CAD data

2D/3D Models 750-8216/025-001		URL	Download
-------------------------------	--	-----	----------

CAE data

ZUKEN Portal 750-8216/025-001

Subject to changes. Please also observe the further product documentation!



[URL](#) [Download](#)

EPLAN Data Portal 750-8216/025-001

[URL](#) [Download](#)

Device Files

Device Description File

750-914; EDS file for CANopen / 750, 752 and 767 Series	XT 2021. 3. 12.	zip 1.8 MB	Download
750-910; GSD files for PROFIBUS / 750, 752, 755, 758 and 767 Series	6.6 2021. 1. 15.	zip 5.2 MB	Download

Device Driver

750-914; EDS file for CANopen / 750, 752 and 767 Series	XT 2021. 3. 12.	zip 1.8 MB	Download
---	--------------------	---------------	--------------------------

Environmental Product Compliance

Compliance Search

Environmental Product Compliance 750-8216/025-001 Controller PFC200; 2nd Generation; 2 x ETHERNET, RS-232/-485, CAN, CANopen, PROFIBUS Slave; Telecontrol technology; Ext. Temperature	URL	Download
--	---------------------	--------------------------

Installation Notes

Product family

Controller 750
[Show all products from the family](#)

Subject to changes. Please also observe the further product documentation!