



## 250W Single Output with PFC Function

# HSP-250 series



### ■ Features :

- Universal AC input / Full range
- Built-in active PFC function, PF>0.95
- High efficiency up to 87%
- Protections: Short circuit / Overload / Over voltage / Over temperature
- Forced air cooling by built-in DC fan
- 1U low profile 41mm
- Conformal coated
- Built-in cooling fan ON-OFF control
- Built-in remote sense function
- 3 years warranty

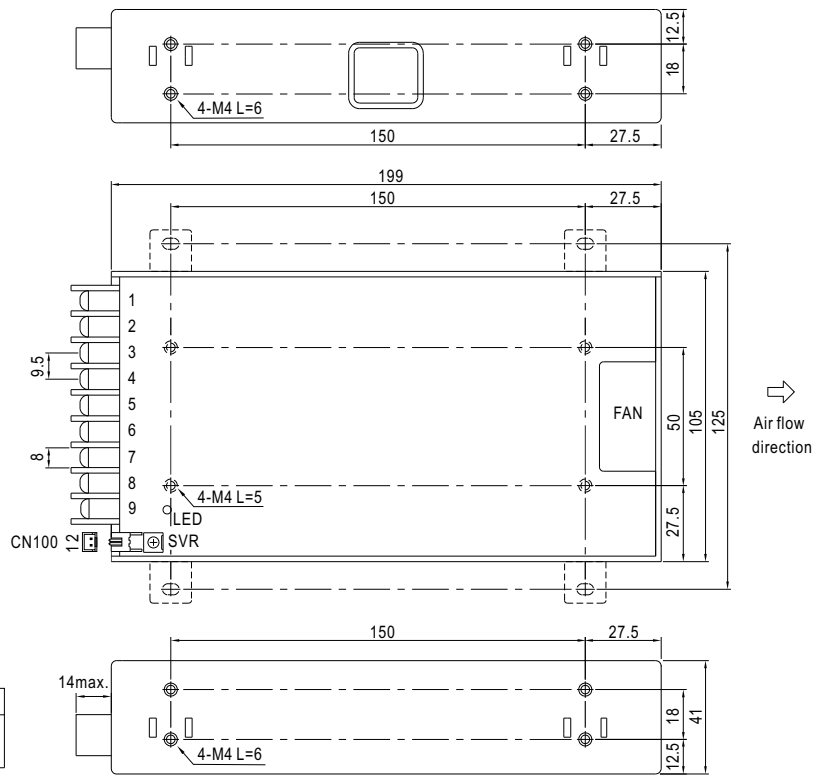


### SPECIFICATION

MODEL	HSP-250-2.5		HSP-250-3.6		HSP-250-5		
OUTPUT	DC VOLTAGE	2.5V		3.6V		5V	
	RATED CURRENT	50A		50A		50A	
	CURRENT RANGE	0 ~ 50A		0 ~ 50A		0 ~ 50A	
	RATED POWER	125W		180W		250W	
	RIPPLE & NOISE (max.) Note.2	100mVp-p		100mVp-p		100mVp-p	
	VOLTAGE ADJ. RANGE	2.3 ~ 2.8V		3.24 ~ 3.96V		4.5 ~ 5.5V	
	VOLTAGE TOLERANCE Note.3	±2.0%		±2.0%		±2.0%	
	LINE REGULATION	±0.5%		±0.5%		±0.5%	
	LOAD REGULATION	±1.0%		±1.0%		±1.0%	
	SETUP, RISE TIME	3000ms, 50ms/230VAC		3000ms, 50ms/115VAC at full load			
HOLD UP TIME (Typ.)	16ms/230VAC		16ms/115VAC at full load				
INPUT	VOLTAGE RANGE Note.5	85 ~ 264VAC		120 ~ 370VDC			
	FREQUENCY RANGE	47 ~ 63Hz					
	POWER FACTOR (Typ.)	PF>0.95/230VAC		PF>0.98/115VAC at full load			
	EFFICIENCY (Typ.)	79%		83%		87%	
	AC CURRENT (Typ.)	1.5A/115VAC	0.75A/230VAC	2A/115VAC	1A/230VAC	2.8A/115VAC	1.4A/230VAC
	INRUSH CURRENT (Typ.)	35A/115VAC		70A/230VAC			
	LEAKAGE CURRENT	<1.2mA / 240VAC					
PROTECTION	OVERLOAD	105 ~ 135% rated output power Protection type : Hiccup mode, recovers automatically after fault condition is removed					
	OVER VOLTAGE	2.88 ~ 3.38V		4.14 ~ 4.86V		5.75 ~ 6.75V	
	OVER TEMPERATURE	80°C ±5°C (TSW2) detect on heatsink of power transistor ; 80°C ±5°C (TSW1) detect on heatsink of output transistor Protection type : Shut down o/p voltage, recovers automatically after temperature goes down					
FUNCTION	FAN CONTROL	RTH3 ≥ 60±10°C Fan on ; RTH3 ≤ 40±10°C Fan off					
ENVIRONMENT	WORKING TEMP.	-40 ~ +70°C (Refer to output load derating curve)					
	WORKING HUMIDITY	20 ~ 90% RH non-condensing					
	STORAGE TEMP., HUMIDITY	-40 ~ +85°C, 10 ~ 95% RH					
	TEMP. COEFFICIENT	±0.03%/°C (0 ~ 50°C)					
	VIBRATION	10 ~ 500Hz, 2G 10min./1cycle, 60min. each along X, Y, Z axes					
SAFETY & EMC (Note 4)	SAFETY STANDARDS	UL60950-1, TUV EN60950-1 approved					
	WITHSTAND VOLTAGE	I/P-O/P:3KVAC I/P-FG:1.5KVAC O/P-FG:0.5KVAC					
	ISOLATION RESISTANCE	I/P-O/P, I/P-FG, O/P-FG:100M Ohms / 500VDC / 25°C / 70% RH					
	EMI CONDUCTION & RADIATION	Compliance to EN55022 (CISPR22) Class B					
	HARMONIC CURRENT	Compliance to EN61000-3-2,-3					
	EMS IMMUNITY	Compliance to EN61000-4-2,3,4,5,6,8,11, ENV50204, EN55024, EN61000-6-2, heavy industry level, criteria A					
OTHERS	MTBF	179.7K hrs min. MIL-HDBK-217F (25°C)					
	DIMENSION	199*105*41mm (L*W*H)					
	PACKING	0.97Kg;16pcs/16.5Kg/0.87CUFT					
NOTE	<ol style="list-style-type: none"> <li>1. All parameters NOT specially mentioned are measured at 230VAC input, rated load and 25°C of ambient temperature.</li> <li>2. Ripple &amp; noise are measured at 20MHz of bandwidth by using a 12" twisted pair-wire terminated with a 0.1uF &amp; 47uF parallel capacitor.</li> <li>3. Tolerance : includes set up tolerance, line regulation and load regulation.</li> <li>4. The power supply is considered a component which will be installed into a final equipment. The final equipment must be re-confirmed that it still meets EMC directives.</li> <li>5. Derating may be needed under low input voltages. Please check the derating curve for more details.</li> </ol>						

## Mechanical Specification

Case No.980B Unit:mm



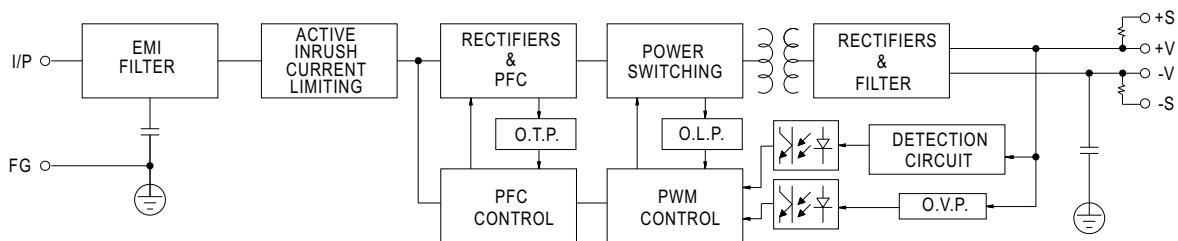
### Terminal Pin No. Assignment

Pin No.	Assignment	Pin No.	Assignment
1	AC/L	4,5,6	DC OUTPUT -V
2	AC/N	7,8,9	DC OUTPUT +V
3	FG		

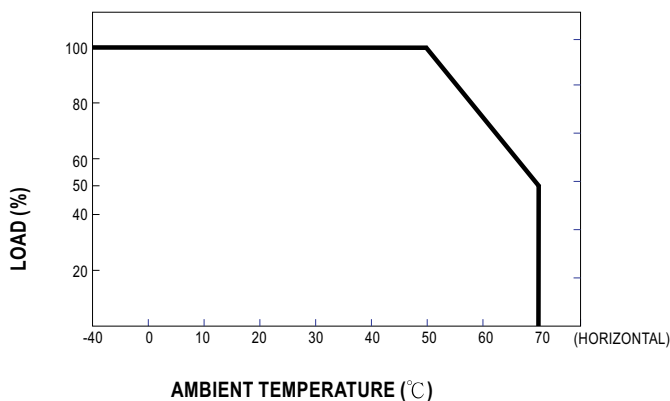
### Remote Sense (CN100) : JST B-XH or equivalent

Pin No.	Assignment	Mating Housing	Terminal
1	+S	JST XHP or equivalent	JST SXH-001T or equivalent
2	-S		JST SXH-001T or equivalent

## Block Diagram



## Derating Curve



## Output Derating VS Input Voltage

