


# AS

## Hyper-miniature Slide Switches



RoHS Compliant

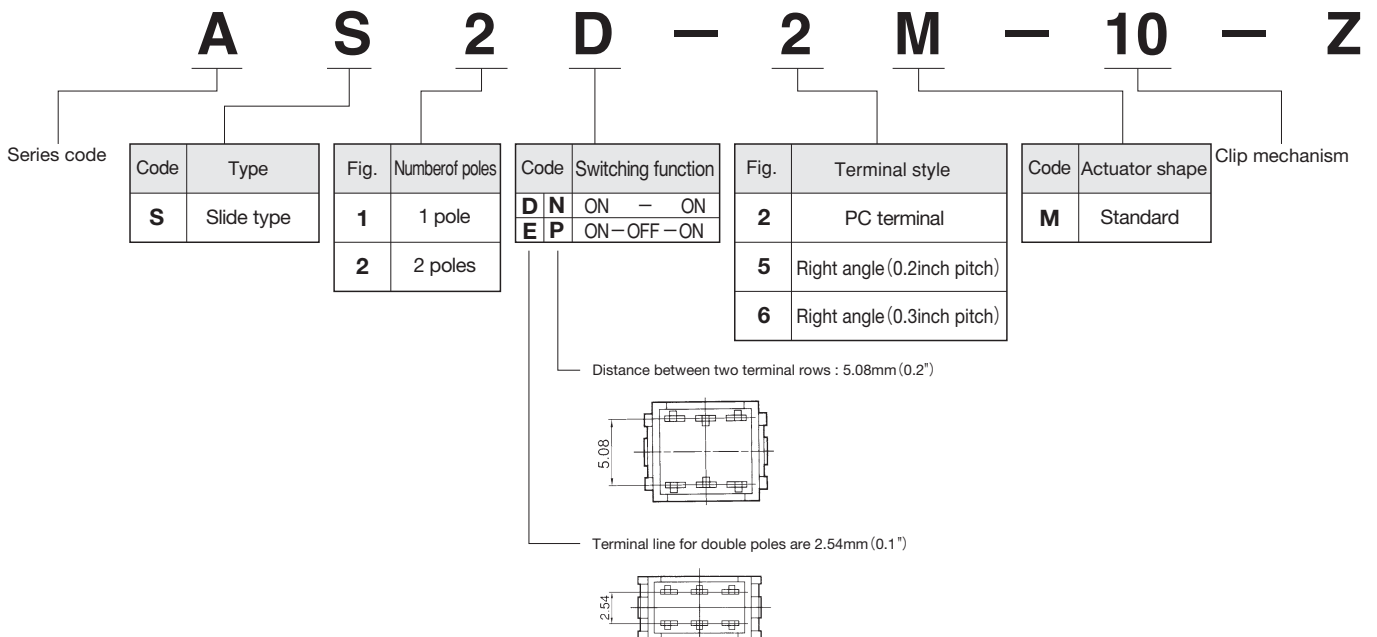
### Features

- High Contact Reliability**  
Twin-contact clip mechanism for high contact reliability.
- Gold-plated contacts suitable for low current applications**
- For PC board mounting**
- Improved operability**  
The independent detent structure provides a light operating touch.

### Specifications


Rating	0.4VA AC/DC	Voltage range	20mV~48V
	Max.	Current range	1 μA~50mA
	Min.	50mA 40V AC/DC	
		1 μA 20mV AC/DC	
Initial contact resistance	50mΩ max. (1.5mA 200μVAC)		
Dielectric strength	250VAC 1 minute		
Initial insulation resistance	500MΩ min. (250VDC)		
Electrical life	10,000 cycles at max. rating.		
	50,000 cycles at min. rating or 0.4VA		
Operating force	0.69~4.9N		
Operating temperature range	-20°C~+85°C		
Storage temperature range	-40°C~+85°C		

### Part Numbering

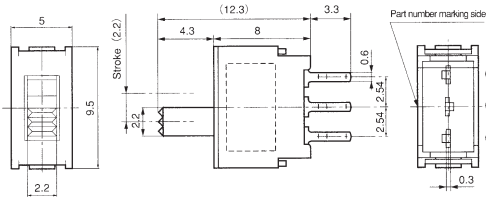


# AS

## SPDT



PC



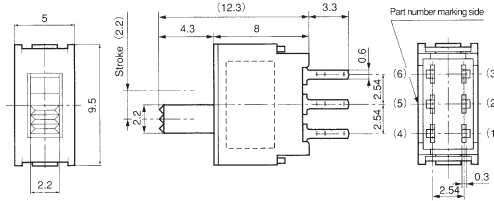
Switching function	Viewed from part No. marking side		
Part No.			
AS1D-2M-10-Z	ON	—	ON
☆AS1E-2M-10-Z	ON	OFF	ON
Connecting terminals	2-1	—	2-3

## DPDT

Distance between two terminal rows : 2.54 mm




PC



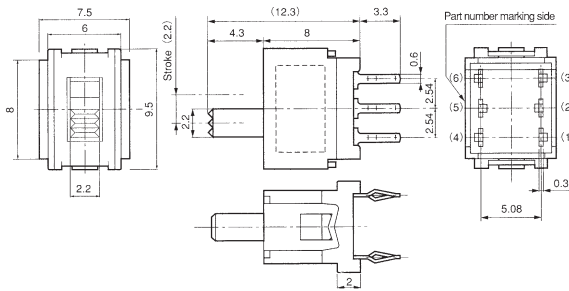
Switching function	Viewed from part No. marking side		
Part No.			
AS2D-2M-10-Z	ON	—	ON
★AS2E-2M-10-Z	ON	OFF	ON
Connecting terminals	2-1 5-4	—	2-3 5-6

## DPDT

Distance between two terminal rows : 5.08 mm




PC



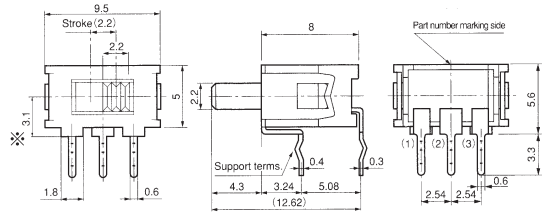
Switching function	Viewed from part No. marking side		
Part No.			
★AS2N-2M-10-Z	ON	—	ON
★AS2P-2M-10-Z	ON	OFF	ON
Connecting terminals	2-1 5-4	—	2-3 5-6

## SPDT

※Mounting height : 3.1mm



0.2R/A



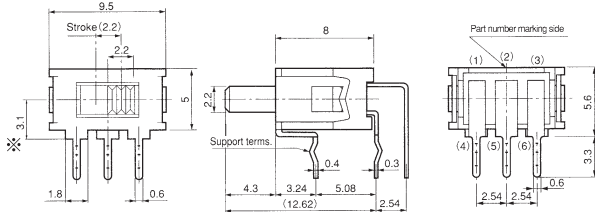
Switching function	Viewed from part No. marking side		
Part No.			
AS1D-5M-10-Z	ON	—	ON
AS1E-5M-10-Z	ON	OFF	ON
接続端子 Connecting terminals	2-1	—	2-3

## DPDT

※Mounting height : 3.1mm




0.2R/A



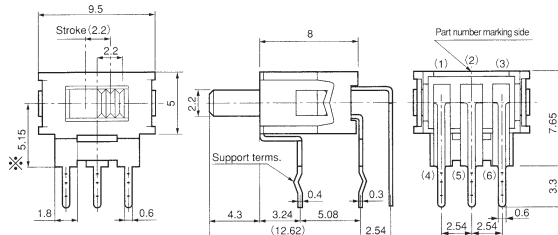
Switching function	Viewed from part No. marking side		
Part No.			
AS2D-5M-10-Z	ON	—	ON
★AS2E-5M-10-Z	ON	OFF	ON
Connecting terminals	2-1 5-4	—	2-3 5-6

## DPDT

※Mounting height : 5.15mm



0.2R/A




Switching function	Viewed from part No. marking side		
Part No.			
★AS2N-5M-10-Z	ON	—	ON
★AS2P-5M-10-Z	ON	OFF	ON
Connecting terminals	2-1 5-4	—	2-3 5-6

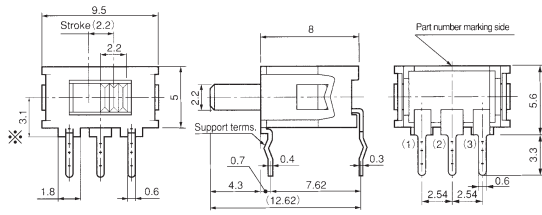
# AS

## SPDT

※Mounting height : 3.1mm




0.3R/A



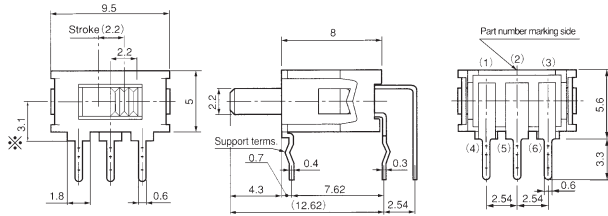
Switching function	Viewed from part No. marking side		
Part No.			
AS1D-6M-10-Z	ON	—	ON
★AS1E-6M-10-Z	ON	OFF	ON
Connecting terminals	2-1	—	2-3

## DPDT

※Mounting height : 3.1mm




0.3R/A



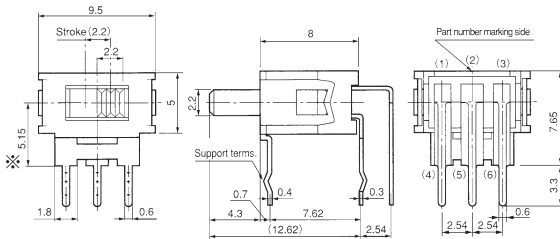
Switching function	Viewed from part No. marking side		
Part No.			
☆AS2D-6M-10-Z	ON	—	ON
★AS2E-6M-10-Z	ON	OFF	ON
Connecting terminals	2-1 5-4	—	2-3 5-6

## DPDT

※Mounting height : 5.15mm

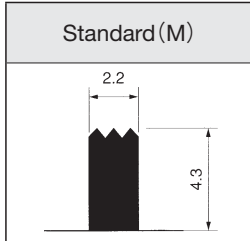


0.3R/A




Switching function	Viewed from part No. marking side		
Part No.			
☆AS2N-6M-10-Z	ON	—	ON
★AS2P-6M-10-Z	ON	OFF	ON
Connecting terminals	2-1 5-4	—	2-3 5-6

### Actuator Shape



### Bracket Installation Procedure



### Optional Accessories (Sold separately)

Part Name	Bracket
Part No.	<b>140000640324</b>
Dimensions	

### PC Hole Layouts

Series	P/C terminal		Right Angle terminal	
	Whithout bracket	Whit bracket	0.2inch pitch	0.3inch pitch
AS1D AS1E				
AS2D AS2E				
AS2N AS2P				

★ : Made to order products.

☆ : Semi-standard products.

: Optional Accessories.