



# Agilent 34401A Multimeter

## Uncompromising Performance for Benchtop and System Testing

### Product Overview



- Measure up to 1000 volts with 6 1/2 digits resolution
- 0.0015% basic dcV accuracy (24 hour)
- 0.06% basic acV accuracy (1 year)
- 3 Hz to 300 kHz ac bandwidth
- 1000 readings/s direct to GPIB

#### Superior Performance

The Agilent Technologies 34401A multimeter gives you the performance you need for fast, accurate bench and system testing. The 34401A provides a combination of resolution, accuracy and speed that rivals DMMs costing many times more. 6 1/2 digits of resolution, 0.0015% basic 24-hr dcV accuracy and 1,000 readings/s direct to GPIB assure you of results that are accurate, fast, and repeatable.

#### Use It on Your Benchtop

The 34401A was designed with your bench needs in mind. Functions commonly associated with bench operation, like continuity and diode test, are built in. A Null feature allows you to remove lead resistance and other fixed offsets in your measurements. Other capabilities like min/max/avg

readouts and direct dB and dBm measurements make checkout with the 34401A faster and easier.

The 34401A gives you the ability to store up to 512 readings in internal memory. For trouble-shooting, a reading hold feature lets you concentrate on placing your test leads without having to constantly glance at the display.

#### Use It for Systems Testing

For systems use, the 34401A gives you faster bus throughput than any other DMM in its class. The 34401A can send up to 1,000 readings/s directly across GPIB in user-friendly ASCII format.

You also get both GPIB and RS-232 interfaces as standard features. Voltmeter Complete and External Trigger signals are provided so you can synchronize to other instruments in your test system. In addition, a TTL output indicates Pass/Fail results when limit testing is used.

To ensure both forward and backward compatibility, the 34401A includes three command languages (SCPI, Agilent 3478A and Fluke 8840A /42A), so you don't have to rewrite your existing test software. An optional rack mount kit is available.

#### Easy to Use

Commonly accessed attributes, such as functions, ranges, and resolution are selected with a single button press.

Advanced features are available using menu functions that let you optimize the 34401A for your applications.

The included Agilent IntuiLink software allows you to put your captured data to work easily, using PC applications such as Microsoft Excel® or Word® to analyze, interpret, display, print, and document the data you get from the 34401A. You can specify the meter setup and take a single reading or log data to the Excel spreadsheet in specified time intervals. Programmers can use ActiveX components to control the DMM using SCPI commands. To find out more about IntuiLink, visit [www.agilent.com/find/intuilink](http://www.agilent.com/find/intuilink)

#### 1-Year Warranty

With your 34401A, you get full documentation, a high-quality test lead set, calibration certificate with test data, and a 1-year warranty, all for one low price.



**Agilent Technologies**

## Accuracy Specifications ± (% of reading + % of range)<sup>1</sup>

Function	Range <sup>3</sup>	Frequency, etc.	24 Hour <sup>2</sup> 23°C ±1°C	90 Day 23°C ±5°C	1 Year 23°C ±5°C	Temperature Coefficient 0°C to -18°C 28°C to -55°C
<b>DC voltage</b>	100.0000 mV		0.0030 + 0.0030	0.0040 + 0.0035	0.0050 + 0.0035	0.0005 + 0.0005
	1.000000 V		0.0020 + 0.0006	0.0030 + 0.0007	0.0040 + 0.0007	0.0005 + 0.0001
	<b>10.00000 V</b>		<b>0.0015 + 0.0004</b>	<b>0.0020 + 0.0005</b>	<b>0.0035 + 0.0005</b>	<b>0.0005 + 0.0001</b>
	100.0000 V		0.0020 + 0.0006	0.0035 + 0.0006	0.0045 + 0.0006	0.0005 + 0.0001
	1000.000 V		0.0020 + 0.0006	0.0035 + 0.0010	0.0045 + 0.0010	0.0005 + 0.0001
<b>True rms AC voltage<sup>4</sup></b>	100.0000 mV	3 Hz – 5 Hz	1.00 + 0.03	1.00 + 0.04	1.00 + 0.04	0.100 + 0.004
		5 Hz – 10 Hz	0.35 + 0.03	0.35 + 0.04	0.35 + 0.04	0.035 + 0.004
		10 Hz – 20 kHz	0.04 + 0.03	0.05 + 0.04	0.06 + 0.04	0.005 + 0.004
		20 kHz – 50 kHz	0.10 + 0.05	0.11 + 0.05	0.12 + 0.04	0.011 + 0.005
		50 kHz – 100 kHz	0.55 + 0.08	0.60 + 0.08	0.60 + 0.08	0.060 + 0.008
	100 kHz – 300 kHz <sup>6</sup>	4.00 + 0.50	4.00 + 0.50	4.00 + 0.50	0.20 + 0.02	
	1.000000 V to 750.000 V	3 Hz – 5 Hz	1.00 + 0.02	1.00 + 0.03	1.00 + 0.03	0.100 + 0.003
		5 Hz – 10 Hz	0.35 + 0.02	0.35 + 0.03	0.35 + 0.03	0.035 + 0.003
		<b>10 Hz – 20 kHz</b>	<b>0.04 + 0.02</b>	<b>0.05 + 0.03</b>	<b>0.06 + 0.03</b>	<b>0.005 + 0.003</b>
		20 kHz – 50 kHz	0.10 + 0.04	0.11 + 0.05	0.12 + 0.04	0.011 + 0.005
50 kHz – 100 kHz <sup>5</sup>		0.55 + 0.08	0.60 + 0.08	0.60 + 0.08	0.060 + 0.008	
100 kHz – 300 kHz <sup>9</sup>	4.00 + 0.50	4.00 + 0.50	4.00 + 0.50	0.20 + 0.02		
<b>Resistance<sup>7</sup></b>	100.0000 Ω	1 mA Current Source	0.0030 + 0.0030	0.008 + 0.004	0.010 + 0.004	0.0006 + 0.0005
	1.000000 kΩ	1 mA	0.0020 + 0.0005	0.008 + 0.001	0.010 + 0.001	0.0006 + 0.0001
	<b>10.00000 kΩ</b>	100 μA	<b>0.0020 + 0.0005</b>	<b>0.008 + 0.001</b>	<b>0.010 + 0.001</b>	<b>0.0006 + 0.0001</b>
	100.0000 kΩ	10 μA	0.0020 + 0.0005	0.008 + 0.001	0.010 + 0.001	0.0006 + 0.0001
	1.000000 MΩ	5.0 μA	0.002 + 0.001	0.008 + 0.001	0.010 + 0.001	0.0010 + 0.0002
	10.00000 MΩ	500 nA	0.015 + 0.001	0.020 + 0.001	0.040 + 0.001	0.0030 + 0.0004
	100.0000 MΩ	500 nA    10 MΩ	0.300 + 0.010	0.800 + 0.010	0.800 + 0.010	0.1500 + 0.0002
<b>DC current</b>	10.00000 mA	< 0.1 V Burden Voltage	0.005 + 0.010	0.030 + 0.020	0.050 + 0.020	0.0020 + 0.0020
	<b>100.0000 mA</b>	< 0.6 V	<b>0.010 + 0.004</b>	<b>0.030 + 0.005</b>	<b>0.050 + 0.005</b>	<b>0.0020 + 0.0005</b>
	1.000000 A	< 1.0 V	0.050 + 0.006	0.080 + 0.010	0.100 + 0.010	0.0050 + 0.0010
	3.000000 A	< 2.0 V	0.100 + 0.020	0.120 + 0.020	0.120 + 0.020	0.005 + 0.0020
	<b>True rms AC current<sup>4</sup></b>	<b>1.000000 A</b>	3 Hz – 5 Hz	1.00 + 0.04	1.00 + 0.04	1.00 + 0.04
5 Hz – 10 Hz			0.30 + 0.04	0.30 + 0.04	0.30 + 0.04	0.035 + 0.006
<b>10 Hz – 5 kHz</b>			<b>0.10 + 0.04</b>	<b>0.10 + 0.04</b>	<b>0.10 + 0.04</b>	<b>0.015 + 0.006</b>
3.000000 A		3 Hz – 5 Hz	1.10 + 0.06	1.10 + 0.06	1.10 + 0.06	0.100 + 0.006
		5 Hz – 10 Hz	0.35 + 0.06	0.35 + 0.06	0.35 + 0.06	0.035 + 0.006
		10 Hz – 5 kHz	0.15 + 0.06	0.15 + 0.06	0.15 + 0.06	0.015 + 0.006
<b>Frequency or period<sup>8</sup></b>	100 mV to 750 V	3 Hz – 5 Hz	0.10	0.10	0.10	0.005
		5 Hz – 10 Hz	0.05	0.05	0.05	0.005
		10 Hz – 40 Hz	0.03	0.03	0.03	0.001
		<b>40 Hz – 300 kHz</b>	<b>0.006</b>	<b>0.01</b>	<b>0.01</b>	<b>0.001</b>
<b>Continuity</b>	1000.0 Ω	1 mA test current	0.002 + 0.030	0.008 + 0.030	0.010 + 0.030	0.001 + 0.002
<b>Diode test<sup>9</sup></b>	1.0000 V	1 mA test current	0.002 + 0.010	0.008 + 0.020	0.010 + 0.020	0.001 + 0.002

<sup>1</sup> Specifications are for 1 hr warm-up and 6½ digits, slow ac filter.

<sup>2</sup> Relative to calibration standards.

<sup>3</sup> 20% over range on all ranges except 1000 Vdc and 750 Vac ranges.

<sup>4</sup> For sinewave input > 5% of range. For inputs from 1% to 5% of range and < 50 kHz, add 0.1% of range additional error.

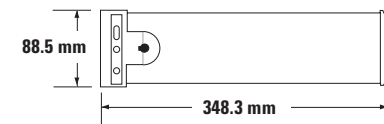
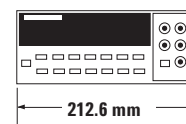
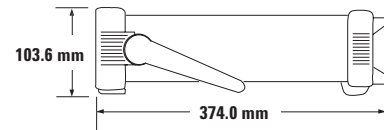
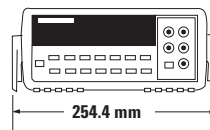
<sup>5</sup> 750 V range limited to 100 kHz or 8 x 10<sup>7</sup> Volt-Hz.

<sup>6</sup> Typically 30% of reading error at 1 MHz.

<sup>7</sup> Specifications are for 4-wire ohms function or 2-wire ohms using Math Null. Without Math Null, add 0.2 Ω additional error in 2-wire ohms function.

<sup>8</sup> Input > 100 mV. For 10 mV to 100 mV inputs multiply % of reading error x10.

<sup>9</sup> Accuracy specifications are for the voltage measured at the input terminals only. 1 mA test current is typical. Variation in the current source will create some variation in the voltage drop across a diode junction.



## Measurement Characteristics

### DC Voltage

**Measurement Method:**  
Continuously integrating multi-slope III A-D converter

**A-D Linearity:**  
0.0002% of reading + 0.0001% of range

**Input Resistance:**  
10 M $\Omega$  or 0.1 V, 1 V, 10 V ranges:  
Selectable > 10,000 M $\Omega$

100 V, 1000 V ranges: 10 M $\Omega$   $\pm$ 1%

**Input Bias Current:** < 30 pA at 25°C

**Input Protection:** 1000 V all ranges

**dcV:dcV ratio accuracy:**  
 $V_{input} Accuracy + V_{relevance} Accuracy$

### True RMS AC Voltage

**Measurement Method:**  
AC-coupled true rms-measures the ac component of the input with up to 400 Vdc of bias on any range.

**Crest Factor:**  
Maximum of 5:1 at full scale.

**Additional Crest Factor errors (non-sinewave):**  
Crest factor 1-2: 0.05% of reading  
Crest factor 2-3: 0.15% of reading  
Crest factor 3-4: 0.30% of reading  
Crest factor 4-5: 0.40% of reading

**Input Impedance:**  
1 M $\Omega$   $\pm$  2% in parallel with 100 pF

**Input Protection:** 750 Vrms all ranges

### Resistance

**Measurement Method:**  
Selectable 4-wire or 2-wire Ohms.  
Current source referenced to LO input.

**Maximum Lead Resistance (4-wire):**  
10% of range per lead for 100  $\Omega$ , 1 k $\Omega$  ranges.  
1 k $\Omega$  per lead on all other ranges.

**Input Protection:**  
1000 V all ranges

### DC Current

**Shunt Resistance:**  
5  $\Omega$  for 10 mA, 100 mA  
0.1  $\Omega$  for 1 A, 3 A

**Input Protection:**  
Externally accessible 3 A 250 V fuse  
Internal 7 A 250 V fuse

### True RMS AC Current

**Measurement Method:**  
Directly coupled to the fuse and shunt.  
ac coupled true rms measurement  
(measures the ac component only).

**Shunt Resistance:**  
0.1  $\Omega$  for 1 A and 3 A ranges

**Input Protection:**  
Externally accessible 3 A 250 V fuse  
Internal 7 A 250 V fuse

### Frequency and Period

**Measurement Method:**  
Reciprocal counting technique

**Voltage Ranges:**  
Same as ac voltage function

**Gate Time:** 1 s, 100 ms, or 10 ms

### Continuity/Diode

**Response Time:**  
300 samples/s with audible tone

**Continuity Threshold:**  
Selectable from 1  $\Omega$  to 1000  $\Omega$

### Measurement Noise Rejection 60 (50) Hz<sup>1</sup>

**dc CMRR:** 140 dB

**ac CMRR:** 70 dB

### Integration Time and Normal Mode Rejection<sup>2</sup>

**100 pIc/1.67 s (2 s):** 60 dB<sup>3</sup>

**10 pIc/167 ms (200 ms):** 60 dB<sup>3</sup>

**1 pIc/16.7 ms (20 ms):** 60 dB

**<1 pIc/3 ms or 800  $\mu$ s):** 0 dB

### Operating Characteristics<sup>4</sup>

Function	Digits	Reading/s
dcV, dcl, and Resistance	6 $\frac{1}{2}$	0.6 (0.5)
	6 $\frac{1}{2}$	6 (5)
	5 $\frac{1}{2}$	60 (50)
	4 $\frac{1}{2}$	1000
acV, acI	6 $\frac{1}{2}$	0.15 slow (3 Hz)
	6 $\frac{1}{2}$	1 medium (20 Hz)
	6 $\frac{1}{2}$	10 fast (200 Hz)
	6 $\frac{1}{2}$	50 <sup>5</sup>
Frequency or Period	6 $\frac{1}{2}$	1
	5 $\frac{1}{2}$	9.8
	4 $\frac{1}{2}$	80

### Frequency and Period

**Configuration rates:** 26/s to 50/s

**Autorange rate (dc Volts):** >30/s

**ASCII readings to RS-232:** 55/s

**ASCII readings to RS-232:** 1000/s

**Maximum internal trig rate:** 1000/s

**Max. ext trig. rate to memory:** 1000/s

### Triggering and Memory

**Reading HOLD Sensitivity:**  
10%, 1%, 0.1%, or 0.01% of range

**Samples/Trigger:**  
1 to 50,000

**Trigger Delay:** 0 to 3600 s: 10  $\mu$ s step size

**External Trigger Delay:** < 1 ms

**External Trigger Jitter:** < 500  $\mu$ s

**Memory:** 512 readings

### Math Functions

NULL, min/max/average, dBm, dB, limit test (with TTL output)

### Standard Programming Languages

SCPI (IEEE-488.2), Agilent 3478A, Fluke 8840A/42A

### Accessories Included

Test lead kit with probe, alligator and grabber attachments

Operating manual, service manual, test report and power cord

### General Specifications

**Power Supply:**  
100 V/120 V/220 V/240 V  $\pm$ 10%

**Power Line Frequency:**  
45 Hz to 66 Hz and 360 Hz to 440 Hz,  
Automatically sensed at power-on

**Power Consumption:** 25 VA peak (10 W average)

**Operating Environment:**  
Full accuracy for 0°C to 55°C,  
Full accuracy to 80% R.H. at 40°C

**Storage Temperature:** -40°C to 70°C

**Weight:** 3.6 kg (8.0 lbs)

**Safety:** Designed to CSA, UL-1244, IEC-348

**RFI and ESD:**  
MIL-461C, FTZ 1046, FCC

**Vibration & Shock:**  
MIL-T-28800E, Type III, Class 5 (sine only)

**Warranty:** 1 year

<sup>1</sup> For 1 k $\Omega$  unbalanced in LO lead,  $\pm$  500 V peak maximum.

<sup>2</sup> For power line frequency  $\pm$  0.1%.

<sup>3</sup> For power line frequency  $\pm$  0.1% use 40 dB or  $\pm$  3% use 30 dB.

<sup>4</sup> Reading speeds for 60 Hz and (50 Hz) operation.

<sup>5</sup> Maximum useful limit with default settling delays defeated.

<sup>6</sup> Speeds are for 4 $\frac{1}{2}$  digits, delay 0, auto-zero and display OFF.

## Ordering Information

### Agilent 34401A multimeter accessories included:

Test lead kit with probe, alligator, and grabber attachments, operating manual, service manual, calibration certificate, test report, and power cord.

### Options

#### 34401A-1CM

Rack mount kit\*  
(P/N 5063-9240)

#### 34401A-0B0

DMM without manuals

#### 34401A-A6J

ANSI Z540 compliant calibration

### Manual Options

(Please specify one)

34401A-ABA US English

34401A-ABD German

34401A-ABE Spanish

34401A-ABF French

34401A-ABJ Japanese

34401A-ABZ Italian

34401A-AB0 Taiwan Chinese

34401A-AB1 Korean

34401A-AB2 Chinese

34401A-AKT Russian

### Agilent Accessories

11059A Kelvin probe set

11060A Surface mount device (SMD) test probes

11062A Kelvin clip set

34131 Hard transit case

34161A Accessory pouch

34171B Input terminal connector (sold in pairs)

34172B Input calibration short (sold in pairs)

34330A 30 A current shunt

E2308A 5 k thermistor probe

\* For racking two side-by-side, order both items below:

Lock link kit (P/N 5061-9694)  
Flange kit (P/N 5063-9212)

## Remove all doubt

Our repair and calibration services will get your equipment back to you, performing like new, when promised. You will get full value out of your Agilent equipment throughout its lifetime. Your equipment will be serviced by Agilent-trained technicians using the latest factory calibration procedures, automated repair diagnostics and genuine parts. You will always have the utmost confidence in your measurements.

Agilent offers a wide range of additional expert test and measurement services for your equipment, including initial start-up assistance onsite education and training, as well as design, system integration, and project management.

For more information on repair and calibration services, go to:

[www.agilent.com/find/removealldoubt](http://www.agilent.com/find/removealldoubt)



### Agilent Email Updates

[www.agilent.com/find/emailupdates](http://www.agilent.com/find/emailupdates)

Get the latest information on the products and applications you select.



### Agilent Direct

[www.agilent.com/find/agilentdirect](http://www.agilent.com/find/agilentdirect)

Quickly choose and use your test equipment solutions with confidence.



[www.agilent.com/find/open](http://www.agilent.com/find/open)

Agilent Open simplifies the process of connecting and programming test systems to help engineers design, validate and manufacture electronic products. Agilent offers open connectivity for a broad range of system-ready instruments, open industry software, PC-standard I/O and global support, which are combined to more easily integrate test system development.



[www.lxistandard.org](http://www.lxistandard.org)

LXI is the LAN-based successor to GPIB, providing faster, more efficient connectivity. Agilent is a founding member of the LXI consortium.

## www.agilent.com

For more information on Agilent Technologies' products, applications or services, please contact your local Agilent office. The complete list is available at:

[www.agilent.com/find/contactus](http://www.agilent.com/find/contactus)

### Americas

Canada	(877) 894-4414
Latin America	305 269 7500
United States	(800) 829-4444

### Asia Pacific

Australia	1 800 629 485
China	800 810 0189
Hong Kong	800 938 693
India	1 800 112 929
Japan	0120 (421) 345
Korea	080 769 0800
Malaysia	1 800 888 848
Singapore	1 800 375 8100
Taiwan	0800 047 866
Thailand	1 800 226 008

### Europe & Middle East

Austria	0820 87 44 11
Belgium	32 (0) 2 404 93 40
Denmark	45 70 13 15 15
Finland	358 (0) 10 855 2100
France	0825 010 700*
	*0.125 € fixed network rates
Germany	01805 24 6333**
	**0.14 €/minute
Ireland	1890 924 204
Israel	972-3-9288-504/544
Italy	39 02 92 60 8484
Netherlands	31 (0) 20 547 2111
Spain	34 (91) 631 3300
Sweden	0200-88 22 55
Switzerland (French)	41 (21) 8113811(Opt 2)
Switzerland (German)	0800 80 53 53 (Opt 1)
United Kingdom	44 (0) 118 9276201

Other European Countries:

[www.agilent.com/find/contactus](http://www.agilent.com/find/contactus)

Revised: October 24, 2007

Product specifications and descriptions in this document subject to change without notice.

© Agilent Technologies, Inc. 2007  
Printed in USA, December 20, 2007  
5968-0162EN



Agilent Technologies