

## Features

- Low operating voltage:  $\pm 18V$
- Ultra low capacitance: 0.3pF typical
- Ultra low leakage: nA level
- Low operating voltage:
- Low clamping voltage
- 2-pin leadless package
- Complies with following standards:
- – IEC 61000-4-2 (ESD) immunity test  
Air discharge:  $\pm 20kV$   
Contact discharge:  $\pm 15kV$
- – IEC61000-4-5 (Lightning) 2A (8/20  $\mu s$ )
- RoHS Compliant
- Lead Finish: NiPdAu

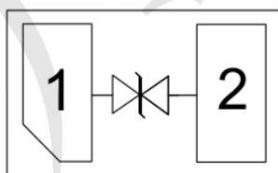
## Mechanical Characteristics

- Package: DFN0603-2 (0201)
- Lead Finish: Matte Tin
- Case Material: “Green” Molding Compound.
- Moisture Sensitivity: Level 3 per J-STD-020
- Terminal Connections: See Diagram Below
- Shipping Qty :15000pcs Tape & Reel

## Applications

- VGA, DVI, SDI, USB1.0, USB2.0, USB3.0, USB3.1
- High Definition Multi-Media Interface (HDMI1.3/1.4/2.0)
- Serial and Parallel Ports
- Notebooks, Desktops, Servers
- Peripherals

## Dimensions and Pin Configuration



**DFN0603-2(0201)**

## Marking: Px

“P” is part number, fixed  
“x” is internal code

**Absolute Maximum Ratings** (Tamb=25°C unless otherwise specified)

Parameter	Symbol	Value	Unit
Peak Pulse Power (8/20μs)	Ppk	90	W
Peak Pulse Current (8/20μs)	Ipp	2	A
ESD per IEC 61000-4-2 (Air)	VESD	±20	kV
ESD per IEC 61000-4-2 (Contact)		±15	
Operating Temperature Range	TJ	-55 to +125	°C
Storage Temperature Range	Tstg	-55 to +150	°C

**Electrical Characteristics** (TA=25°C unless otherwise specified)

Parameter	Symbol	Min	Typ	Max	Unit	Test Condition
Reverse Working Voltage	VRWM			18	V	
Breakdown Voltage	VBR	19.5			V	IT = 1mA
Reverse Leakage Current	IR			0.1	uA	VRWM = 18V
Clamping Voltage	VC			35	V	Ipp=1A(8x 20us pulse)
Clamping Voltage	VC			40	V	Ipp=2A(8x 20us pulse)
Junction Capacitance	CJ		0.3		pF	VR = 0V, f = 1MHz

**Typical Performance Characteristics ( $T_A=25^\circ\text{C}$  unless otherwise Specified)**

Fig1. 8/20 $\mu\text{s}$  Pulse Waveform

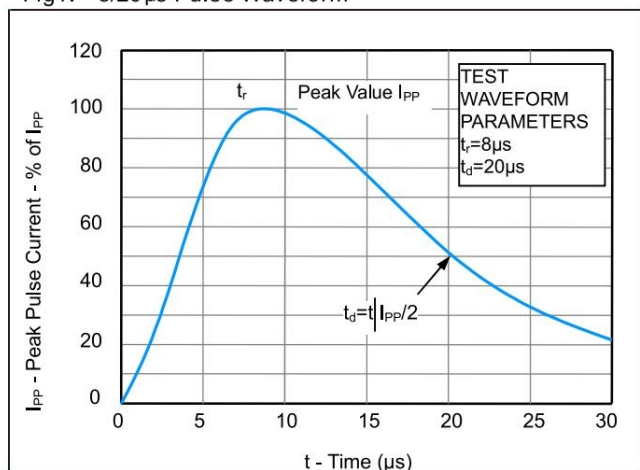


Fig2. ESD Pulse Waveform (according to IEC 61000-4-2)

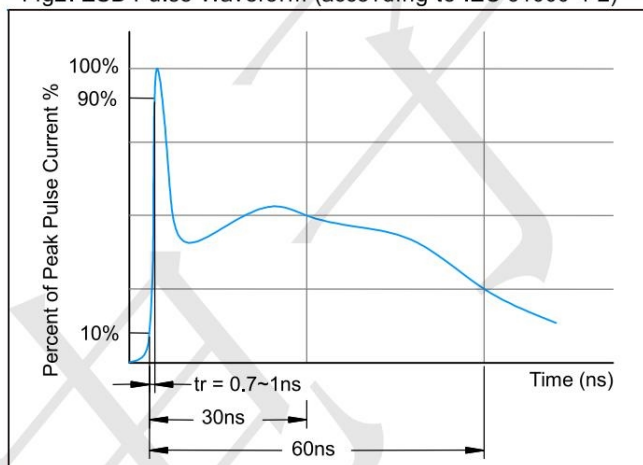
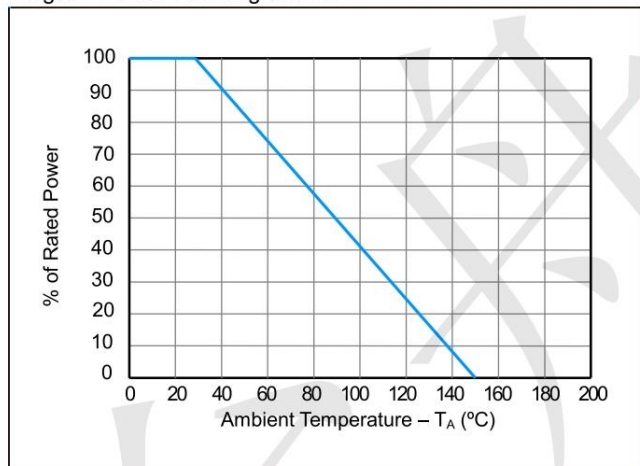


Fig3. Power Derating Curve





**TECH PUBLIC**

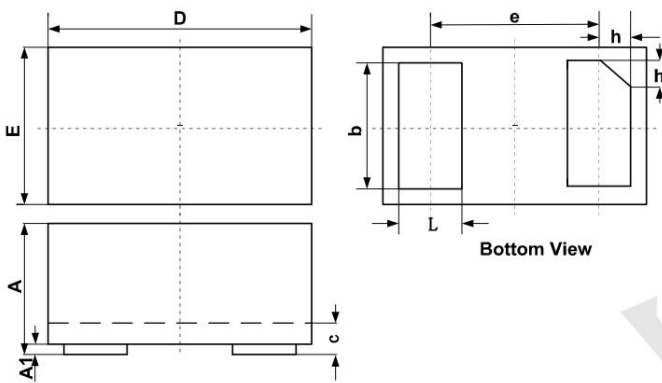
—台丹电子—

**TPSP3118-01WTG**

1-Line Bi-directional TVS Diode

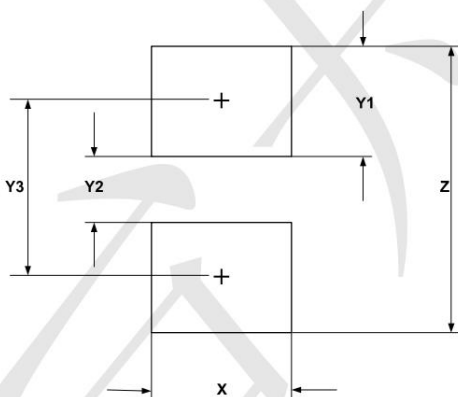
[www.sot23.com.tw](http://www.sot23.com.tw)

**DFN0603-2 Package Outline Drawing (0201)**



SYM	DIMENSIONS		
	MILLIMETERS		
	MIN	NOM	MAX
A	0.230	0.300	0.330
A1	0.000	0.020	0.050
b	0.215	0.245	0.275
c	0.120	0.150	0.180
D	0.550	0.600	0.650
e	0.355 BSC		
E	0.250	0.300	0.350
L	0.160	0.190	0.220
h	0.079 BSC		

**Suggested Land Pattern**



SYM	DIMENSIONS	
	MILLIMETERS	INCHES
X	0.30	0.012
Y1	0.25	0.010
Y2	0.15	0.006
Y3	0.40	0.016
Z	0.65	0.026