

42050

POSITIVE VOLTAGE REGULATORS
Commercial or Military

Mii

HYBRID MICROELECTRONICS
PRODUCTS DIVISION

Features:

- Output Current To 10 Amps
- Output Voltage To 34 V
- Internal Short Circuit Protection
- Custom Output Voltages available

Applications:

- Designed for use in general purpose applications.
- Military And Hi Rel Industrial Applications Where Hermetically Sealed Product Is Required

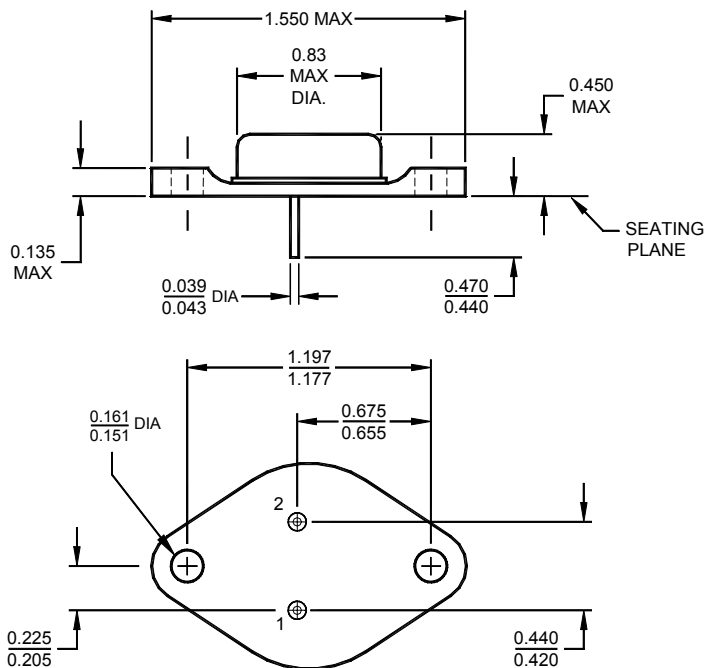
DESCRIPTION

The 42050 series of regulators covers the output voltage range from 5 VDC through 34 VDC. These regulators are fabricated using hybrid techniques. The devices are complete with internal short circuit protection, which includes voltage shutdown and current fold back. The 42050 series regulators are complete and normally do not require any additional components. However, if the regulator is far from the power source a .2 μ f capacitor on the input is suggested.

ABSOLUTE MAXIMUM RATINGS

| | |
|---|------------------|
| Output Current - I_{OUT} | 10 A |
| Power Dissipation @ 25°C Case Temperature - P_D | 120 W |
| Input Voltage - V_{IN} | 40 V |
| Operating Temperature | -55°C to +125°C |
| Storage Temperature | -65°C to + 150°C |

Mechanical Configuration



| PIN | FUNCTION |
|------|-----------|
| 1 | GROUND |
| 2 | V_{OUT} |
| CASE | V_{IN} |

Micropac Industries cannot assume any responsibility for any circuits shown or represent that they are free from patent infringement. Micropac reserves the right to make changes at any time in order to improve design and to supply the best product possible.

POSITIVE VOLTAGE REGULATORS

ELECTRICAL CHARACTERISTICS (Note 1)

| PARAMETER | SYMBOL | TEST CONDITIONS | MIN | TYP | MAX | UNIT |
|--|---------------|---|------------------|-----------|------------------|----------------|
| Output Voltage | V_{OUT} | $I_{OUT} = 1A, V_{IN} - V_O = 5V$ | $V_{OUT} - 0.1V$ | V_{OUT} | $V_{OUT} + 0.1V$ | VDC |
| Differential Voltage $V_{IN} - V_{OUT}$ | ΔV | $I_{OUT} = I_{MAX}$ | 5 | | | VDC |
| Line Regulation (Note 3) | | $V_{IN} - V_O = 5V$ to $V_{IN} = 40V$ $I_{OUT} = .5A$ | | | 0.1 | % V_{OUT} |
| Load Regulation (Note 2) | | $I_{OUT} = .5A$ to $I_{OUT} = I_{MAX}$ $V_{IN} = V_{OUT} + 5V$ | | | 40 | mV |
| Ripple Rejection | | $f = 50$ to 500 Hz $1.0V_{pp}$ $V_{IN} - V_O = 5V$ | 60 | | | dB |
| Temperature Coefficient | TC | $0^{\circ}C \leq T_C \leq 100^{\circ}C$ | | .05 | | %/ $^{\circ}C$ |
| Standby Current | I_S | | | | 25 | mA |
| Thermal Resistance | θ_{jc} | | | 1 | | $^{\circ}C/W$ |
| Long Term Stability | | | | 0.1 | | %/1000 hrs |

Note 1: Case temperature 25°C unless otherwise specified.

Note 2: Voltage measured at Pin 2 within .05 inches from case.

Note 3: Instantaneous regulation, average chip temperature changes must be accounted for separately.

42050 HYBRID VOLTAGE REGULATOR DEVICES Standards Available

| TYPE | V_{OUT} (VDC) | MAX I_{OUT} (A) | I_{KNEE} TYP(A) | I_{SC} TYP(A) |
|-------------|-----------------|-------------------|-------------------|-----------------|
| 42050 - 055 | 5 | 5 | 6.5 | 2.5 |
| 510 | 5 | 10 | 13 | 3.5 |
| 610 | 6 | 10 | 13 | 3.5 |
| 710 | 7 | 10 | 13 | 3.5 |
| 810 | 8 | 10 | 13 | 3.5 |
| 910 | 9 | 10 | 13 | 3.5 |
| 109 | 10 | 9 | 13 | 3.5 |
| 128 | 12 | 8 | 10 | 3 |
| 148 | 14 | 8 | 10 | 3 |
| 158 | 15 | 8 | 10 | 3 |
| 168 | 16 | 8 | 10 | 3 |
| 188 | 18 | 8 | 10 | 3 |
| 208 | 20 | 8 | 10 | 3 |
| 224 | 22 | 4 | 5.5 | 2 |
| 244 | 24 | 4 | 5.5 | 2 |
| 264 | 26 | 4 | 5.5 | 2 |
| 284 | 28 | 4 | 5.5 | 2 |
| 304 | 30 | 4 | 5.5 | 2 |
| 324 | 32 | 4 | 5.5 | 2 |
| 344 | 34 | 4 | 5.5 | 2 |

Micropac Industries cannot assume any responsibility for any circuits shown or represent that they are free from patent infringement. Micropac reserves the right to make changes at any time in order to improve design and to supply the best product possible.

POSITIVE VOLTAGE REGULATORS

Figure 1. Power Derating

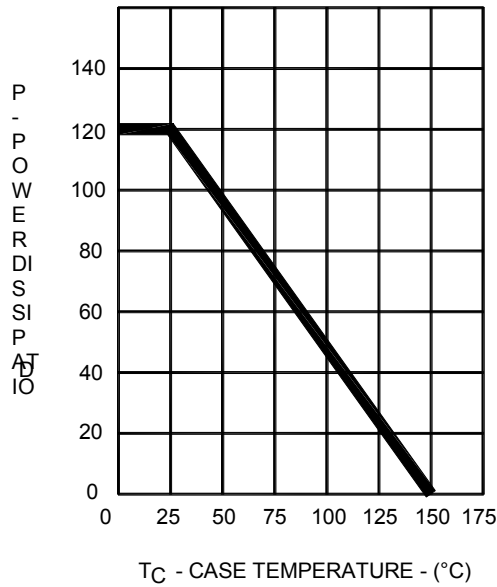
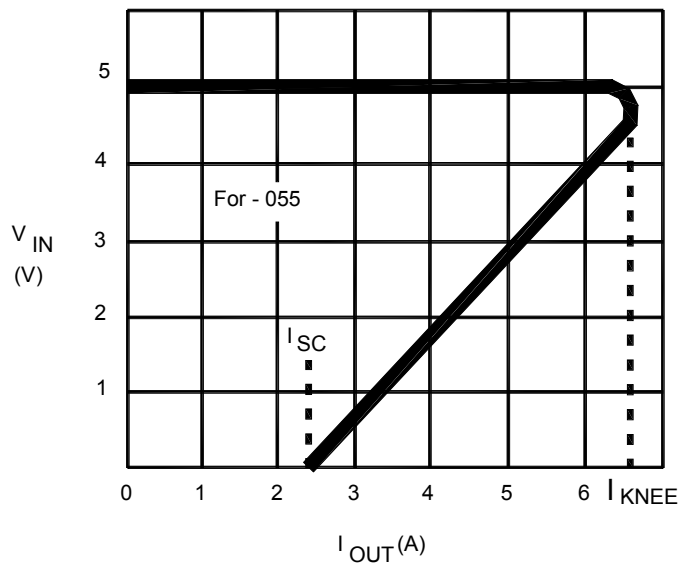


Figure 2. Typical Output Characteristics



Micropac Industries cannot assume any responsibility for any circuits shown or represent that they are free from patent infringement. Micropac reserves the right to make changes at any time in order to improve design and to supply the best product possible.