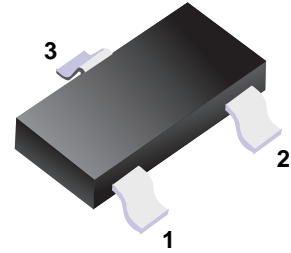
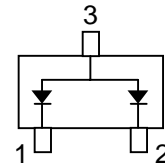


■ Switching Diodes



■ Simplified outline(SOT-23)



■ Features

- Fast Switching Speed
- Surface Mount Package Ideally Suited for Automatic Insertion
- For General Purpose Switching Applications
- High Conductance

■ Absolute Maximum Ratings Ta = 25°C

Parameter	Symbol	Rating	Unit
Non-Repetitive Peak Reverse Voltage	V _{RM}	100	V
Peak Repetitive Reverse Voltage	V _{R(RM)}		
Working Peak Reverse Voltage	V _{R(WM)}	75	V
DC Blocking Voltage	V _R		
RMS Reverse Voltage	V _{R(RMS)}	53	V
Forward Continuous Current	I _{FM}	300	mA
Non-Repetitive Peak Forward Surge Current @ t = 1.0 μs	I _{FSM}	2.0	A
@ t = 1.0s		1.0	
Power Dissipation	P _d	350	mW
Thermal Resistance Junction to Ambient Air	R _{θJA}	357	°C/W
Operating and Storage Temperature Range	T, T _{STG}	-65 to +150	°C

■ Electrical Characteristics Ta = 25°C

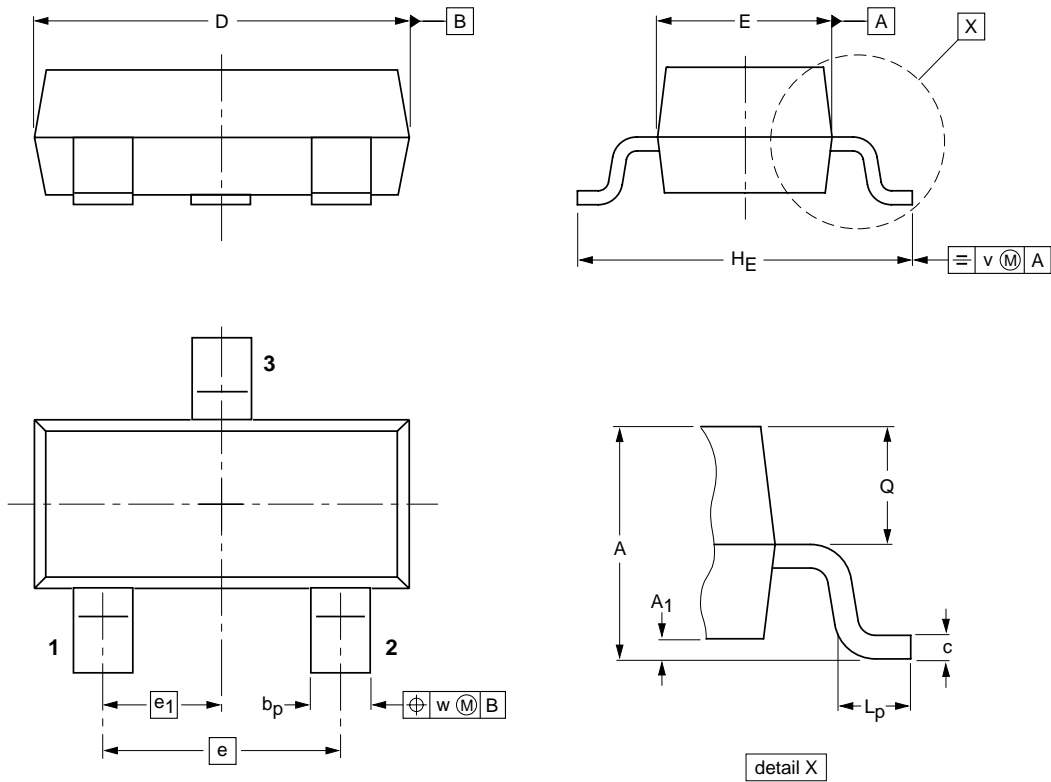
Parameter	Symbol	Testconditions	Min	Typ	Max	Unit
Forward Voltage	V _F	I _F = 1.0mA			0.715	V
		I _F = 10mA			0.855	
		I _F = 50mA			1.0	
		I _F = 150mA			1.25	
Peak Reverse Current	I _{RM}	V _R = 75V			2.5	μA
		V _R = 75V, T _J = 150°C			50	μA
		V _R = 25V, T _J = 150°C			30	μA
		V _R = 20V			25	nA
Junction Capacitance	C _J	V _R = 0, f = 1.0MHz			2	pF
Reverse Recovery Time	t _{rr}	I _F = I _R = 10mA, I _{rr} = 0.1 X I _R , R _L = 100 Ω			4	ns

■ Marking

Marking	A1
---------	----

Package Outline

SOT-23



DIMENSIONS (mm are the original dimensions)

UNIT	A	A ₁ max.	b _p	c	D	E	e	e ₁	H _E	L _p	Q	v	w
mm	1.1 0.9	0.1	0.48 0.38	0.15 0.09	3.0 2.8	1.4 1.2	1.9	0.95	2.5 2.1	0.45 0.15	0.55 0.45	0.2	0.1

Summary of Packing Options

Package	Packing Description	Packing Quantity	Industry Standard
SOT-23	Tape/Reel, 7" reel	3000	EIA-481-1