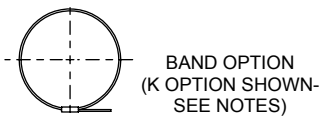
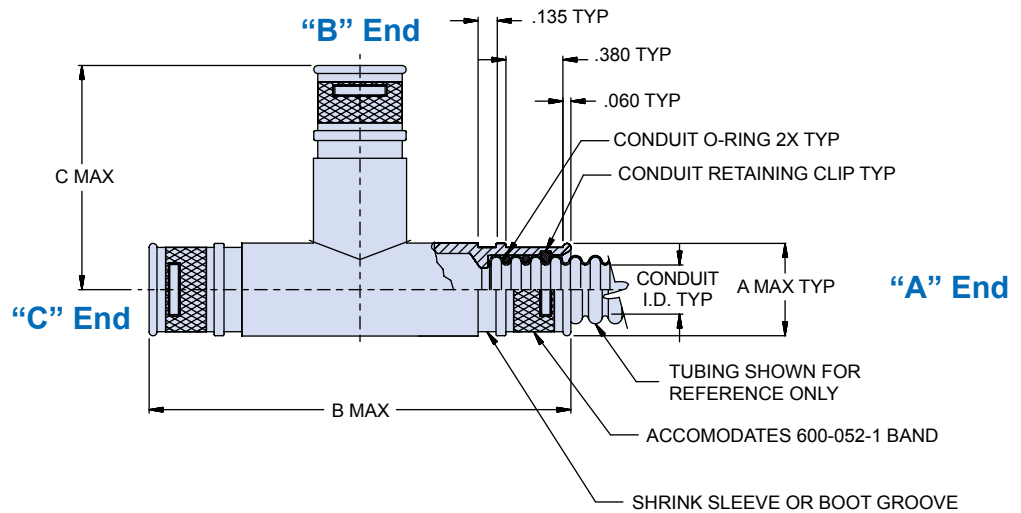
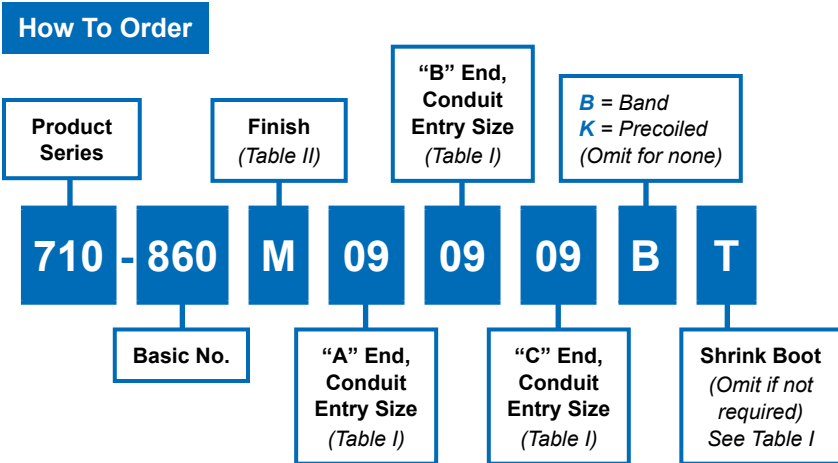


Direct-attachment Guardian T transition



Material and Finish

Transition: See Table II
O-ring: Silicone/NA
Retaining clip: High-grade engineering thermoplastic/NA

Tools and Assembly notes

Conduit retaining clip and conduit O-rings to be supplied unassembled
Glenair assembly procedure AP74-010 is recommended for adapter to conduit termination
Glenair 600 Series backshell assembly tools are recommended for assembly and installation

710-860
Direct Attachment Guardian T Transition
For Series 72 Annular Convulated Tubing



Table I

Entry Size	A Max	Conduit I.D.		B Max	C Max	Shrink Boot Ref
		Min	Max			
06	.53 (13.5)	.16 (4.1)	.19 (4.8)	2.359 (59.9)	1.180 (30.0)	770-001S103
09	.63 (16.0)	.24 (6.1)	.28 (7.1)	2.454 (62.3)	1.227 (31.2)	770-001S103
12	.73 (18.5)	.33 (8.4)	.37 (9.4)	2.559 (65.0)	1.280 (32.5)	770-001S104
16	.86 (21.8)	.45 (11.4)	.50 (12.7)	2.689 (68.3)	1.345 (34.2)	770-001S104
20	.98 (24.9)	.57 (14.5)	.62 (15.7)	2.809 (71.3)	1.405 (35.7)	770-001S105
24	1.15 (29.2)	.69 (17.5)	.75 (19.1)	2.979 (75.7)	1.490 (37.8)	770-001S106
28	1.27 (32.3)	.81 (2.6)	.87 (22.1)	3.099 (78.7)	1.550 (39.4)	770-001S107
32	1.40 (35.6)	.93 (23.6)	1.00 (25.4)	3.229 (82.0)	1.615 (41.0)	770-001S107
40	1.62 (41.1)	1.18 (3.0)	1.25 (31.8)	3.449 (87.6)	1.725 (43.8)	770-001S107

Table II

Sym	Material	Finish Description
M	Aluminum	Electroless Nickel
MT		Nickel-PTFE
NF		Cad/Olive Drab over Electroless Nickel
ZN		Zinc Nickel/Olive Drab over Electroless Nickel
ZNU		Zinc Nickel/Black over Electroless Nickel
Z1	Stainless Steel	Passivate