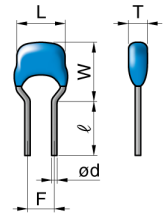


FA14X7R2A683KNU00



<b>Applications</b>	Automotive Grade
<b>Feature</b>	<span style="border: 1px solid red; padding: 2px;">Mid</span> Mid Voltage (100 to 630V) <span style="border: 1px solid green; padding: 2px;">Halogen-free</span> Halogen-free <span style="border: 1px solid blue; padding: 2px;">AEC-Q200</span> AEC-Q200
<b>Series</b>	FA
<b>Status</b>	Production



Dimensions in mm

Size	
Length(L)	4.50mm Max.
Width(W)	5.50mm Max.
Thickness(T)	3.00mm Max.
Lead Gap(F)	2.50mm ±0.80mm
Lead Diameter(d)	0.50mm +0.10,-0.03mm

Electrical Characteristics	
Capacitance	68nF ±10%
Rated Voltage	100VDC
Withstanding Voltage	250VDC
Temperature Characteristic	X7R(±15%)
Dissipation Factor (Max.)	3%
Insulation Resistance (Min.)	7352MΩ

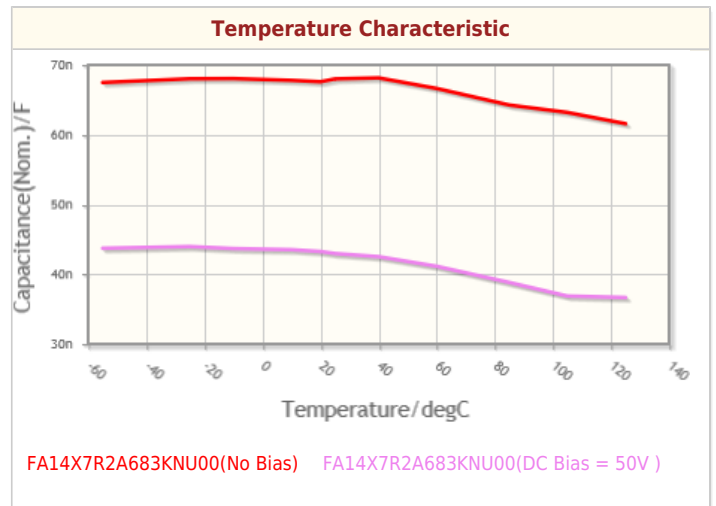
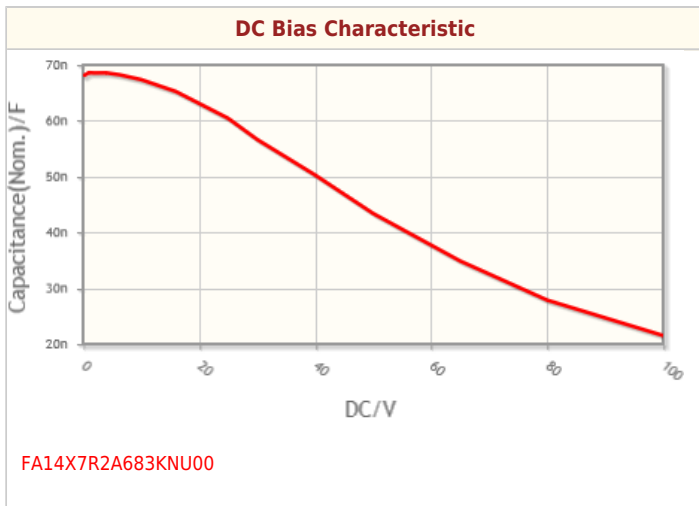
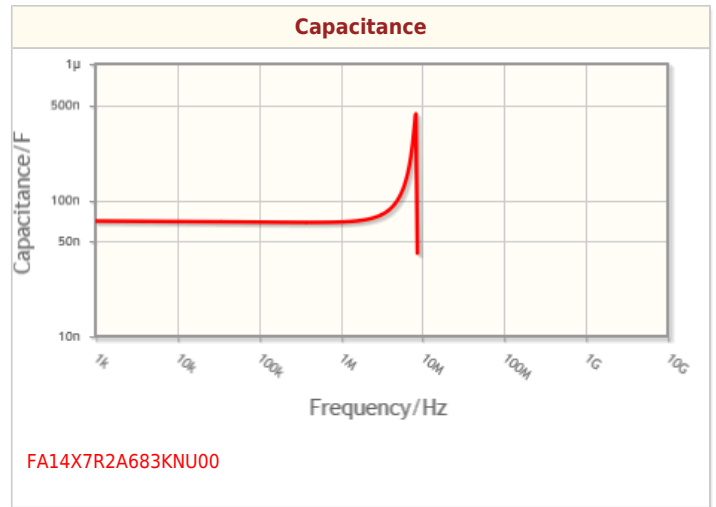
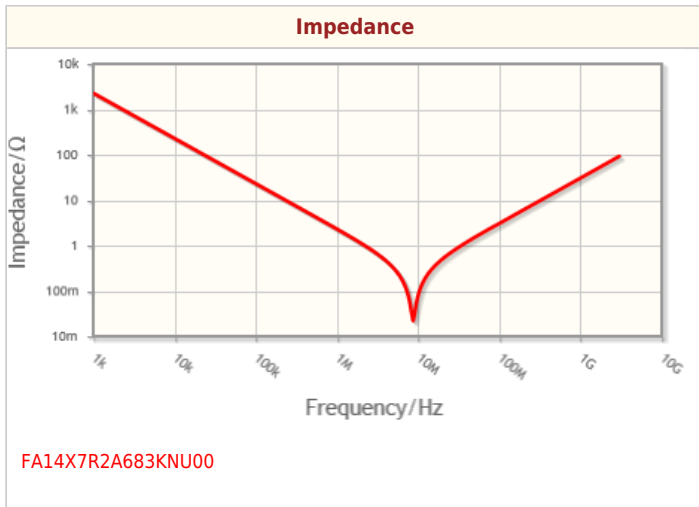
Other	
Soldering Method	Wave (Flow) Iron Soldering
Lead Length / Package Type	7mm for Bulk
AEC-Q200	Yes
Package Quantity	500pcs

! Images are for reference only and show exemplary products.  
 ! This PDF document was created based on the data listed on the TDK Corporation website.  
 ! All specifications are subject to change without notice.

FA14X7R2A683KNU00



Characteristic Graphs(This is reference data, and does not guarantee the products characteristics.)



! Images are for reference only and show exemplary products.  
! This PDF document was created based on the data listed on the TDK Corporation website.  
! All specifications are subject to change without notice.