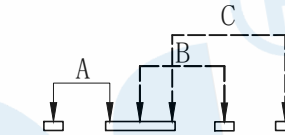
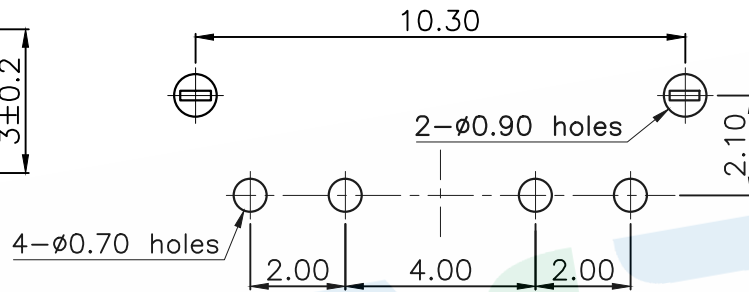
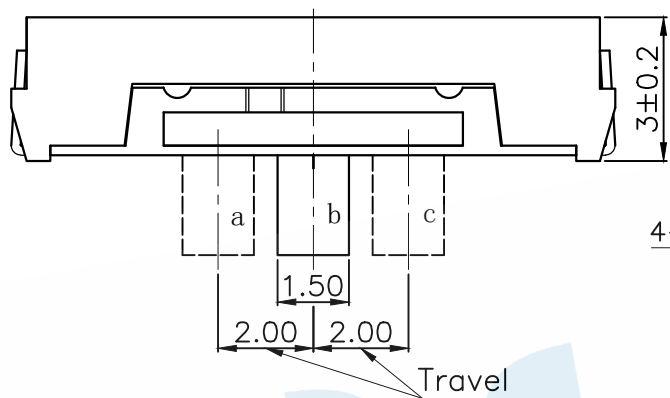
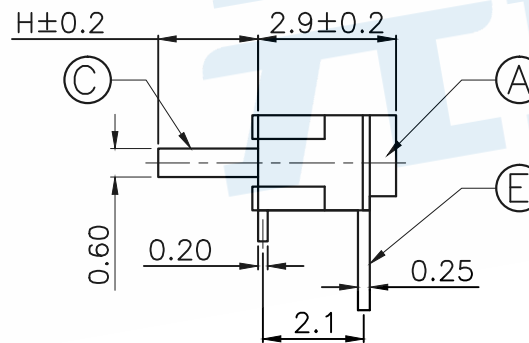
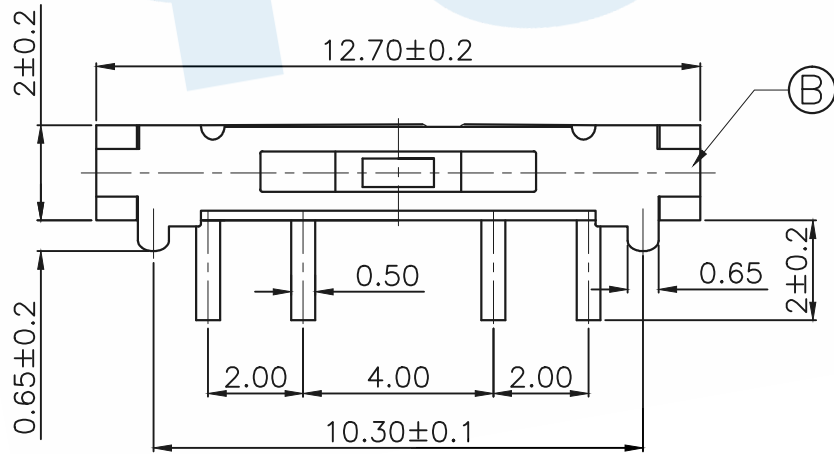


RoHS



PCB Layout (Pattern side)

Circuit Diagram



Code	H	Operating force
A1	2.0	200 $\pm 50$ gf

NO.	Name	Number	Qty	Materil	Remarks
(E)	Terminal		4	Brass	Ag plated
(D)	Contact reed		1	Phosphorus copper	Ag plated
(C)	Handle		1	PA46	Black
(B)	Cover		1	SUS	Natural
(A)	Base		1	PA46	Brown

YUANDI® Yuandi Electronics Co, Ltd

design	date	name
Review	date	TOGGLE SWITCH
Approved	date	name

Drawing number: TA-3506-A□  
 Proportion: 1:1 unit: mm gage number: A4

modify Review Approved Tolerance not specified

angle	±2'
10~30	±0.30
5~10	±0.20
~ 5	±0.10