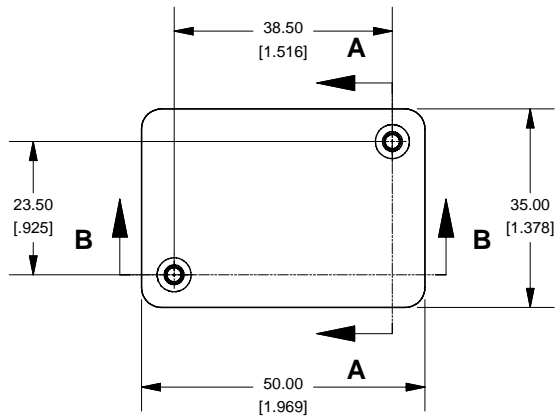
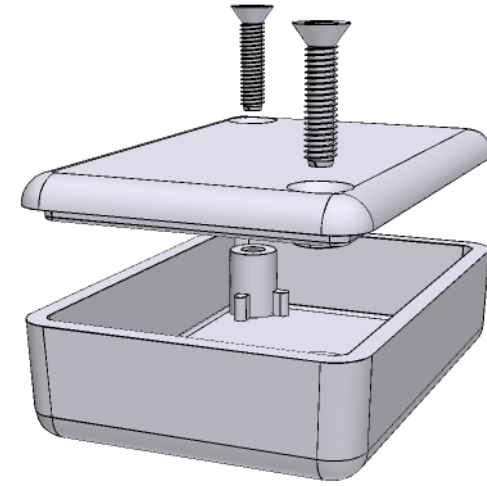
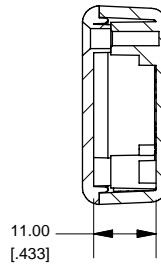


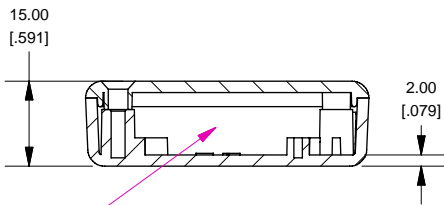
Top View of Assembly



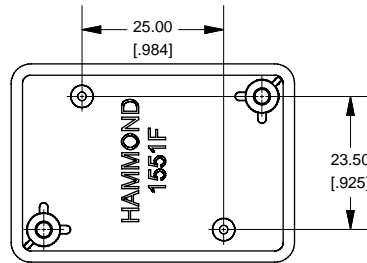
SECTION A-A End View of Assembly



SECTION B-B Side View of Assembly

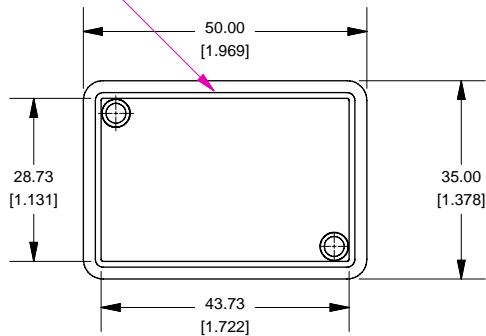


Top View Looking Inside Box

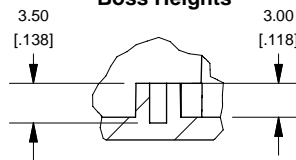


Note: Enclosure Lid may come with "gate" tab still intact.
This tab is easily removed if necessary

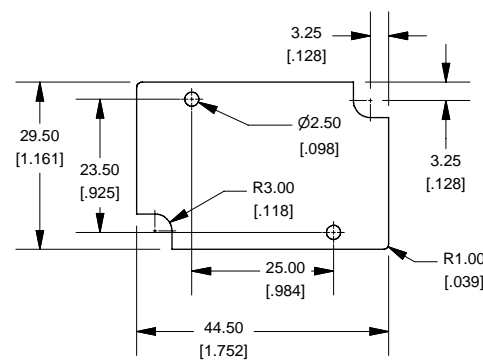
Lid



SECTION C-C Boss Heights



Maximum P.C. Board Size



NOTE
Purchased assembly includes lid and box made from GP ABS material

1551F	
1551F Enclosure	
Black Enclosure - RAL 9011 - UL94 - HB	1551FBK
Gray Enclosure - RAL 7035 - UL94 - HB	1551FGY
Translucent Blue - UL94 - HB	1551FTBU
ACCESSORIES	
Recommended Screw Torque: 15-20 ozf.in (10-15 cN.m)	
Black Enclosure Cover Screws (Pkg 100) X 1/2" Self Tapping	[#4] 1591TS100BK
Grey Enclosure Cover Screws (Pkg 100) X 1/2" Self Tapping	[#4] 1591TS100
P.C. Board Screws (Pkg 100) [#2 x 3/16" Self Tapping]	1551ATS100

