

GS5A THUR GS5M

GS5A THUR GS5M 5.0 AMP SURFACE MOUNT SILICON RECTIFIERS

General description

5.0 AMP SURFACE MOUNT SILICON RECTIFIERS

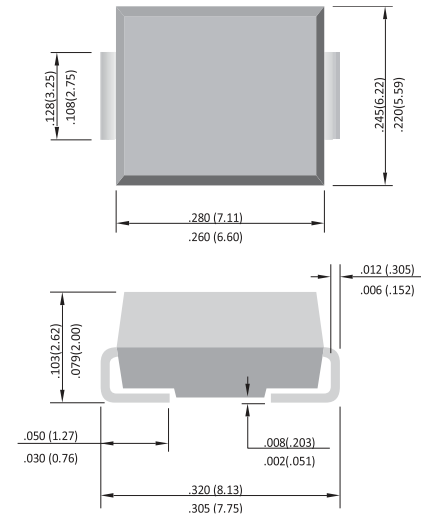
FEATURES

- Plastic package has underwrites laboratory flammability Classification 94V-0
- For surface mounted applications
- Built-in strain relief, ideal for automated placement
- Glass Passivated chip junction
- High temperature soldering: 250°C/10 second at terminals

MECHANICAL DATA

- Case: JEDED DO-214AA molded plastic over glass passivated chip
- Terminals: Solder plated, Solderable per MIL-STD-750, method 2026
- Polarity: Color band denotes cathode end
- Weight: 0.008ounce, 0.217 gram

SMC/DO-214AB



Unit: inch (mm)

Rating 25 °C ambient temperature unless otherwise specified.

TYPE NUMBER	SYMBOLS	GS5A	GS5B	GS5D	GS5G	GS5J	GS5K	GS5M	UNITS
Marking Code	MARK	S5A	S5B	S5D	S5G	S5J	S5K	S5M	N/A
Maximum repetitive peak reverse voltage	VRRM	50	100	200	400	600	800	1000	V
Maximum RMS voltage	VRMS	35	70	140	280	420	560	700	V
Maximum DC blocking voltage	VDC	50	100	200	400	600	800	1000	V
Maximum average forward rectified current at TL=90 C	I(AV)	5.0							A
Peak forward surge current 8.3ms single half sine-wave superimposed on rated load (JEDEC Method)	IFSM	120.0							A
Maximum instantaneous forward voltage at 3.0A	VF	1.0							V
Maximum DC reverse current TA=25-C at rated DC blocking voltage TA=100-C	IR	5.0 100.0							µA
Typical junction capacitance (NOTE 1)	CJ	120.0							pF
Typical thermal resistance (NOTE 2)	RθJA	80							°C/W
Operating junction and storage temperature range	TJ,TSTG	-55 to +150							°C

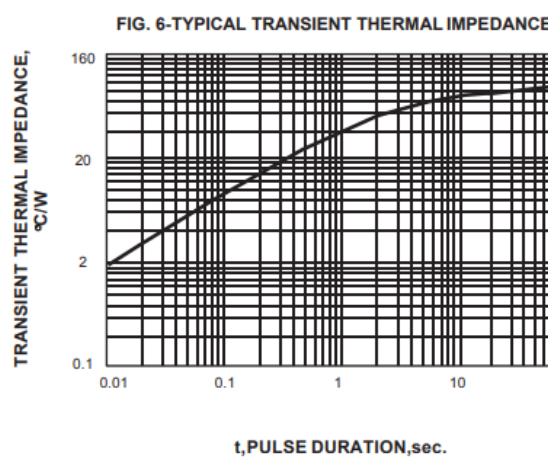
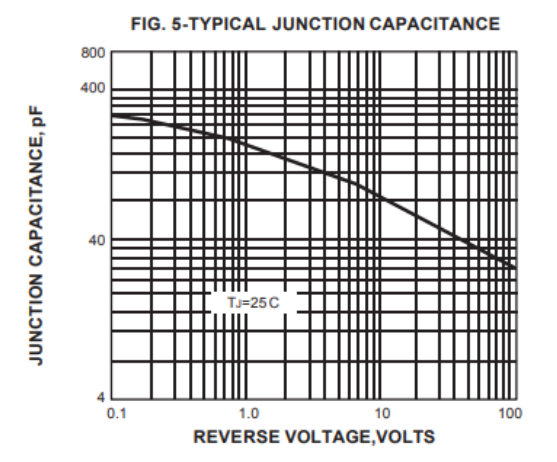
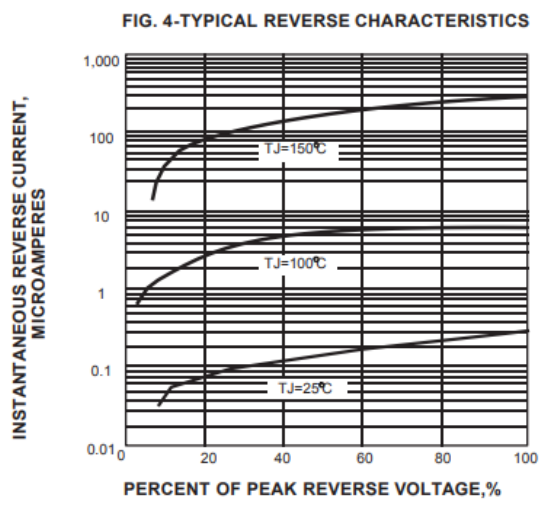
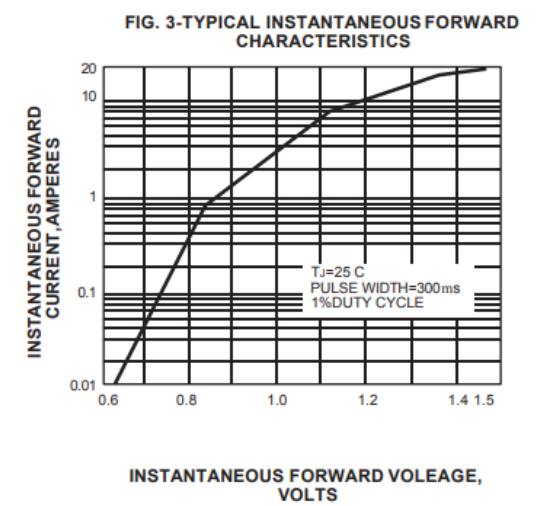
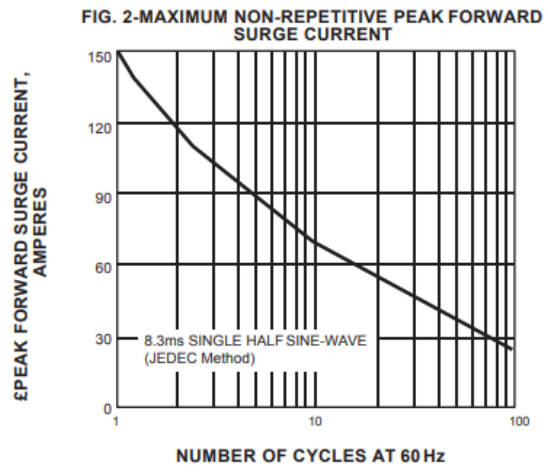
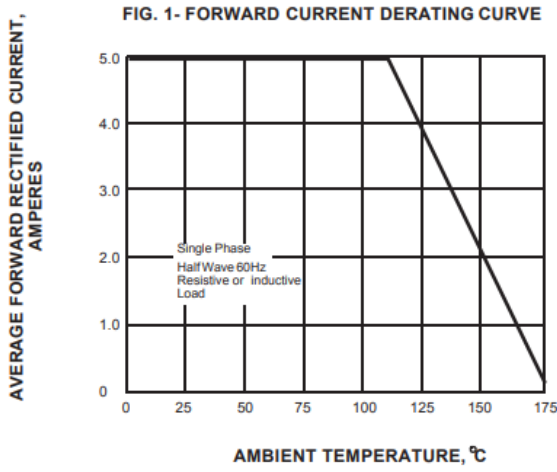
Note:

1. Reverse recovery test conditions: IF =0.5A, IR =1.0A, Irr =0.25A
2. Measured at 1.0MHz and applied reverse voltage of 4.0 Volts



GS5A THUR GS5M

Rating And Characteristic Curves



Important Notice and Disclaimer

DOESHARE has used reasonable care in preparing the information included in this document, but DOESHARE does not warrant that such information is error free. DOESHARE assumes no liability whatsoever for any damages incurred by you resulting from errors in or omissions from the information included herein.

DOESHARE no warranty, representation or guarantee regarding the documents, circuits and products specification, DOESHARE reservation rights to make changes for any documents, products, circuits and specifications at any time without notice.

Purchasers are solely responsible for the choice, selection and use of the DOESHARE products and services described herein, and DOESHARE assumes no liability whatsoever relating to the choice, selection or use of the products and services described herein.

No license, express or implied, by implication or otherwise under any intellectual property rights of DOESHARE.

Resale of DOESHARE products with provisions different from the statements and/or technical features set forth in this document shall immediately void any warranty granted by DOESHARE for the DOESHARE product or service described herein and shall not create or extend in any manner whatsoever, any liability of DOESHARE.