

**3A LOW DROPOUT LINEAR REGULATOR****AZ1085****General Description**

The AZ1085 is a series of low dropout positive voltage regulators with a maximum dropout of 1.5V at 3A of load current.

The series features on-chip thermal shutdown. It also includes a bandgap reference and a current limiting circuit.

The AZ1085 is available in 1.5V, 1.8V, 2.5V, 2.85V, 3.3V, 5.0V and adjustable versions. The fixed versions integrate the adjust resistors. The adjustable version can set the output voltage with two external resistors.

The AZ1085 series is available in standard packages of TO-263-2, TO-263-3, TO-220-3 and TO-252-2 (1).

Features

- Low Dropout Voltage: Typical 1.3V at 3A
- Current Limiting and Thermal Protection
- Output Current: 3A
- Current Limit: 4.5A
- Operating Junction Temperature: 0 to 125°C
- Line Regulation: 0.015% (Typical)
- Load Regulation: 0.1% (Typical)

Applications

- High Efficiency Linear Regulators
- Battery Charger
- Post Regulation for Switching Supplies
- Microprocessor Supply
- Mother Board Power Supplies
- DVD-Video Player
- Telecom Equipment
- Set Top boxes and Web Boxes Modules' Supply




Figure 1. Package Types of AZ1085

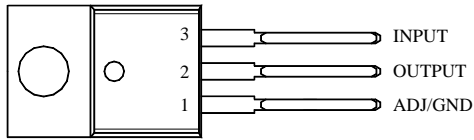


3A LOW DROPOUT LINEAR REGULATOR

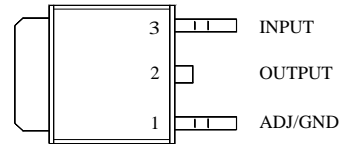
AZ1085

Pin Configuration

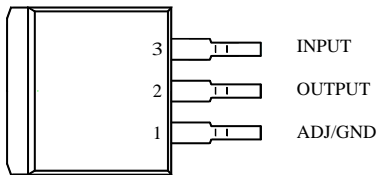
T Package
(TO-220-3)



D Package
(TO-252-2 (1))



S Package
(TO-263-3)



S2 Package
(TO-263-2)

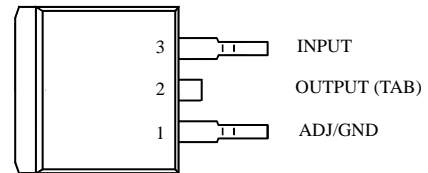


Figure 2. Pin Configuration of AZ1085 (Top View)

Functional Block Diagram

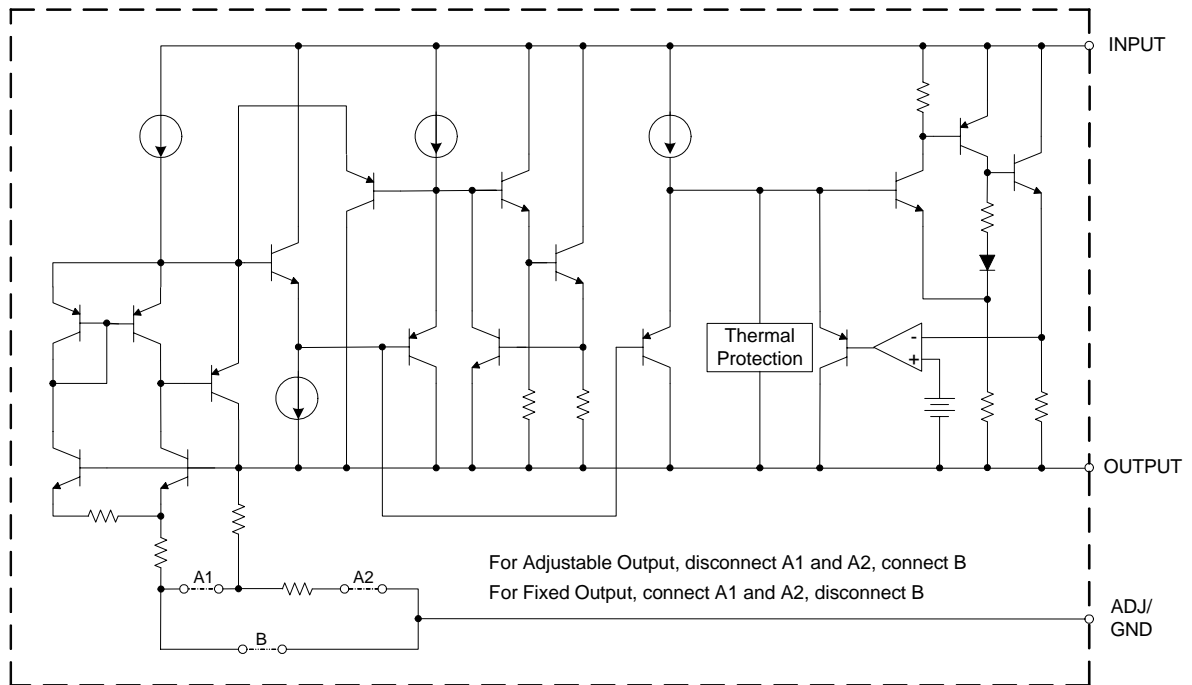


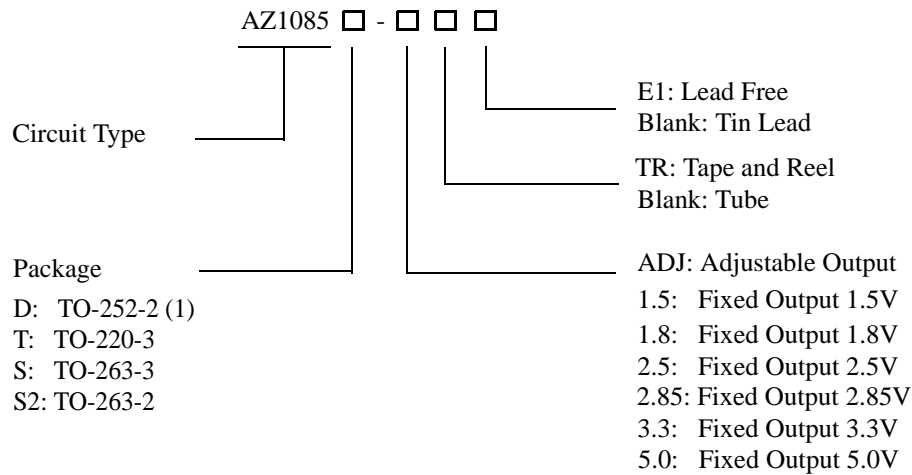
Figure 3. Functional Block Diagram of AZ1085



3A LOW DROPOUT LINEAR REGULATOR

AZ1085

Ordering Information



| Package | Temperature Range | Part Number | | Marking ID | | Packing Type |
|--------------|-------------------|----------------|------------------|--------------|----------------|--------------|
| | | Tin Lead | Lead Free | Tin Lead | Lead Free | |
| TO-252-2 (1) | 0 to 125°C | AZ1085D-ADJ | AZ1085D-ADJE1 | AZ1085D-ADJ | AZ1085D-ADJE1 | Tube |
| | | AZ1085D-ADJTR | AZ1085D-ADJTRE1 | AZ1085D-ADJ | AZ1085D-ADJE1 | Tape & Reel |
| | | AZ1085D-1.5 | AZ1085D-1.5E1 | AZ1085D-1.5 | AZ1085D-1.5E1 | Tube |
| | | AZ1085D-1.5TR | AZ1085D-1.5TRE1 | AZ1085D-1.5 | AZ1085D-1.5E1 | Tape & Reel |
| | | AZ1085D-1.8 | AZ1085D-1.8E1 | AZ1085D-1.8 | AZ1085D-1.8E1 | Tube |
| | | AZ1085D-1.8TR | AZ1085D-1.8TRE1 | AZ1085D-1.8 | AZ1085D-1.8E1 | Tape & Reel |
| | | AZ1085D-2.5 | AZ1085D-2.5E1 | AZ1085D-2.5 | AZ1085D-2.5E1 | Tube |
| | | AZ1085D-2.5TR | AZ1085D-2.5TRE1 | AZ1085D-2.5 | AZ1085D-2.5E1 | Tape & Reel |
| | | AZ1085D-2.85 | AZ1085D-2.85E1 | AZ1085D-2.85 | AZ1085D-2.85E1 | Tube |
| | | AZ1085D-2.85TR | AZ1085D-2.85TRE1 | AZ1085D-2.85 | AZ1085D-2.85E1 | Tape & Reel |
| | | AZ1085D-3.3 | AZ1085D-3.3E1 | AZ1085D-3.3 | AZ1085D-3.3E1 | Tube |
| | | AZ1085D-3.3TR | AZ1085D-3.3TRE1 | AZ1085D-3.3 | AZ1085D-3.3E1 | Tape & Reel |
| | | AZ1085D-5.0 | AZ1085D-5.0E1 | AZ1085D-5.0 | AZ1085D-5.0E1 | Tube |
| | | AZ1085D-5.0TR | AZ1085D-5.0TRE1 | AZ1085D-5.0 | AZ1085D-5.0E1 | Tape & Reel |
| TO-220-3 | 0 to 125°C | AZ1085T-ADJ | AZ1085T-ADJE1 | AZ1085T-ADJ | AZ1085T-ADJE1 | Tube |
| | | AZ1085T-1.5 | AZ1085T-1.5E1 | AZ1085T-1.5 | AZ1085T-1.5E1 | Tube |
| | | AZ1085T-1.8 | AZ1085T-1.8E1 | AZ1085T-1.8 | AZ1085T-1.8E1 | Tube |
| | | AZ1085T-2.5 | AZ1085T-2.5E1 | AZ1085T-2.5 | AZ1085T-2.5E1 | Tube |
| | | AZ1085T-2.85 | AZ1085T-2.85E1 | AZ1085T-2.85 | AZ1085T-2.85E1 | Tube |
| | | AZ1085T-3.3 | AZ1085T-3.3E1 | AZ1085T-3.3 | AZ1085T-3.3E1 | Tube |
| | | AZ1085T-5.0 | AZ1085T-5.0E1 | AZ1085T-5.0 | AZ1085T-5.0E1 | Tube |



3A LOW DROPOUT LINEAR REGULATOR

AZ1085

Ordering Information (Continued)

| Package | Temperature Range | Part Number | | Marking ID | | Packing Type |
|----------|-------------------|-----------------|-------------------|---------------|-----------------|--------------|
| | | Tin Lead | Lead Free | Tin Lead | Lead Free | |
| TO-263-3 | 0 to 125°C | AZ1085S-ADJ | AZ1085S-ADJE1 | AZ1085S-ADJ | AZ1085S-ADJE1 | Tube |
| | | AZ1085S-ADJTR | AZ1085S-ADJTRE1 | AZ1085S-ADJ | AZ1085S-ADJE1 | Tape & Reel |
| | | AZ1085S-1.5 | AZ1085S-1.5E1 | AZ1085S-1.5 | AZ1085S-1.5E1 | Tube |
| | | AZ1085S-1.5TR | AZ1085S-1.5TRE1 | AZ1085S-1.5 | AZ1085S-1.5E1 | Tape & Reel |
| | | AZ1085S-1.8 | AZ1085S-1.8E1 | AZ1085S-1.8 | AZ1085S-1.8E1 | Tube |
| | | AZ1085S-1.8TR | AZ1085S-1.8TRE1 | AZ1085S-1.8 | AZ1085S-1.8E1 | Tape & Reel |
| | | AZ1085S-2.5 | AZ1085S-2.5E1 | AZ1085S-2.5 | AZ1085S-2.5E1 | Tube |
| | | AZ1085S-2.5TR | AZ1085S-2.5TRE1 | AZ1085S-2.5 | AZ1085S-2.5E1 | Tape & Reel |
| | | AZ1085S-2.85 | AZ1085S-2.85E1 | AZ1085S-2.85 | AZ1085S-2.85E1 | Tube |
| | | AZ1085S-2.85TR | AZ1085S-2.85TRE1 | AZ1085S-2.85 | AZ1085S-2.85E1 | Tape & Reel |
| | | AZ1085S-3.3 | AZ1085S-3.3E1 | AZ1085S-3.3 | AZ1085S-3.3E1 | Tube |
| | | AZ1085S-3.3TR | AZ1085S-3.3TRE1 | AZ1085S-3.3 | AZ1085S-3.3E1 | Tape & Reel |
| | | AZ1085S-5.0 | AZ1085S-5.0E1 | AZ1085S-5.0 | AZ1085S-5.0E1 | Tube |
| | | AZ1085S-5.0TR | AZ1085S-5.0TRE1 | AZ1085S-5.0 | AZ1085S-5.0E1 | Tape & Reel |
| TO-263-2 | 0 to 125°C | AZ1085S2-ADJ | AZ1085S2-ADJE1 | AZ1085S2-ADJ | AZ1085S2-ADJE1 | Tube |
| | | AZ1085S2-ADJTR | AZ1085S2-ADJTRE1 | AZ1085S2-ADJ | AZ1085S2-ADJE1 | Tape & Reel |
| | | AZ1085S2-1.5 | AZ1085S2-1.5E1 | AZ1085S2-1.5 | AZ1085S2-1.5E1 | Tube |
| | | AZ1085S2-1.5TR | AZ1085S2-1.5TRE1 | AZ1085S2-1.5 | AZ1085S2-1.5E1 | Tape & Reel |
| | | AZ1085S2-1.8 | AZ1085S2-1.8E1 | AZ1085S2-1.8 | AZ1085S2-1.8E1 | Tube |
| | | AZ1085S2-1.8TR | AZ1085S2-1.8TRE1 | AZ1085S2-1.8 | AZ1085S2-1.8E1 | Tape & Reel |
| | | AZ1085S2-2.5 | AZ1085S2-2.5E1 | AZ1085S2-2.5 | AZ1085S2-2.5E1 | Tube |
| | | AZ1085S2-2.5TR | AZ1085S2-2.5TRE1 | AZ1085S2-2.5 | AZ1085S2-2.5E1 | Tape & Reel |
| | | AZ1085S2-2.85 | AZ1085S2-2.85E1 | AZ1085S2-2.85 | AZ1085S2-2.85E1 | Tube |
| | | AZ1085S2-2.85TR | AZ1085S2-2.85TRE1 | AZ1085S2-2.85 | AZ1085S2-2.85E1 | Tape & Reel |
| | | AZ1085S2-3.3 | AZ1085S2-3.3E1 | AZ1085S2-3.3 | AZ1085S2-3.3E1 | Tube |
| | | AZ1085S2-3.3TR | AZ1085S2-3.3TRE1 | AZ1085S2-3.3 | AZ1085S2-3.3E1 | Tape & Reel |
| | | AZ1085S2-5.0 | AZ1085S2-5.0E1 | AZ1085S2-5.0 | AZ1085S2-5.0E1 | Tube |
| | | AZ1085S2-5.0TR | AZ1085S2-5.0TRE1 | AZ1085S2-5.0 | AZ1085S2-5.0E1 | Tape & Reel |

BCD Semiconductor's Pb-free products, as designated with "E1" suffix in the part number, are RoHS compliant.

**3A LOW DROPOUT LINEAR REGULATOR****AZ1085****Absolute Maximum Ratings (Note 1)**

| Parameter | Symbol | Value | | Unit |
|-------------------------------------|----------------------|--------------|-----|----------------------|
| Operating Junction Temperature | T_J | 150 | | $^{\circ}\text{C}$ |
| Storage Temperature Range | T_{STG} | -65 to 150 | | $^{\circ}\text{C}$ |
| Lead Temperature (Soldering, 10sec) | T_{LEAD} | 260 | | $^{\circ}\text{C}$ |
| Thermal Resistance (Note 2) | θ_{JA} | TO-220-3 | 60 | $^{\circ}\text{C/W}$ |
| | | TO-252-2 (1) | 100 | |
| | | TO-263-3 | 60 | |
| | | TO-263-2 | 60 | |
| ESD (Human Body Model) | ESD | 2000 | | V |

Note 1: Stresses greater than those listed under "Absolute Maximum Ratings" may cause permanent damage to the device. These are stress ratings only, and functional operation of the device at these or any other conditions beyond those indicated under "Recommended Operating Conditions" is not implied. Exposure to "Absolute Maximum Ratings" for extended periods may affect device reliability.

Note 2: Absolute maximum ratings indicate limits beyond which damage to the component may occur. Electrical specifications do not apply when operating the device outside of its operating ratings. The maximum allowable power dissipation is a function of the maximum junction temperature, $T_{\text{J(max)}}$, the junction-to-ambient thermal resistance, θ_{JA} , and the ambient temperature, T_{A} . The maximum allowable power dissipation at any ambient temperature is calculated using: $P_{\text{D(max)}} = (T_{\text{J(max)}} - T_{\text{A}}) / \theta_{\text{JA}}$. Exceeding the maximum allowable power dissipation will result in excessive die temperature, and the regulator will go into thermal shutdown.

Recommended Operating Conditions

| Parameter | Symbol | Min | Max | Unit |
|--------------------------------------|-----------------|-----|-----|--------------------|
| Input Voltage | V_{IN} | | 12 | V |
| Operating Junction Temperature Range | T_J | 0 | 125 | $^{\circ}\text{C}$ |



3A LOW DROPOUT LINEAR REGULATOR

AZ1085

Electrical Characteristics

Typicals and limits appearing in normal type apply for $T_J=25^\circ\text{C}$. Limits appearing in **Boldface** type apply over the entire operating junction temperature range 0 to 125°C .

| Parameter | Symbol | Conditions | Min | Typ | Max | Unit |
|-------------------|------------------|--|-----------------------|-----------------------|-----------------------|------|
| Reference Voltage | V_{REF} | AZ1085-ADJ, $I_{OUT}=10\text{mA}$, $V_{IN}-V_{OUT}=3\text{V}$, $T_J=25^\circ\text{C}$, $10\text{mA}\leq I_{OUT}\leq 3\text{A}$, $1.5\text{V}\leq V_{IN}-V_{OUT}\leq 5\text{V}$ | 1.238 1.225 | 1.250 1.250 | 1.262 1.275 | V |
| Output Voltage | V_{OUT} | AZ1085-1.5, $I_{OUT}=0\text{mA}$, $V_{IN}=4.5\text{V}$, $T_J=25^\circ\text{C}$, $10\text{mA}\leq I_{OUT}\leq 3\text{A}$, $3.0\text{V}\leq V_{IN}\leq 6\text{V}$ | 1.485 1.47 | 1.5 1.5 | 1.515 1.53 | V |
| | | AZ1085-1.8, $I_{OUT}=0\text{mA}$, $V_{IN}=4.8\text{V}$, $T_J=25^\circ\text{C}$, $10\text{mA}\leq I_{OUT}\leq 3\text{A}$, $3.3\text{V}\leq V_{IN}\leq 7\text{V}$ | 1.782 1.764 | 1.8 1.8 | 1.818 1.836 | V |
| | | AZ1085-2.5, $I_{OUT}=0\text{mA}$, $V_{IN}=5.5\text{V}$, $T_J=25^\circ\text{C}$, $10\text{mA}\leq I_{OUT}\leq 3\text{A}$, $4.0\text{V}\leq V_{IN}\leq 7\text{V}$ | 2.475 2.45 | 2.5 2.5 | 2.525 2.55 | V |
| | | AZ1085-2.85, $I_{OUT}=0\text{mA}$, $V_{IN}=6\text{V}$, $T_J=25^\circ\text{C}$, $10\text{mA}\leq I_{OUT}\leq 3\text{A}$, $4.4\text{V}\leq V_{IN}\leq 8\text{V}$ | 2.821 2.793 | 2.85 2.85 | 2.879 2.907 | V |
| | | AZ1085-3.3, $I_{OUT}=0\text{mA}$, $V_{IN}=6.3\text{V}$, $T_J=25^\circ\text{C}$, $10\text{mA}\leq I_{OUT}\leq 3\text{A}$, $4.8\text{V}\leq V_{IN}\leq 8\text{V}$ | 3.267 3.234 | 3.3 3.3 | 3.333 3.366 | V |
| | | AZ1085-5.0, $I_{OUT}=0\text{mA}$, $V_{IN}=8\text{V}$, $T_J=25^\circ\text{C}$, $10\text{mA}\leq I_{OUT}\leq 3\text{A}$, $6.5\text{V}\leq V_{IN}\leq 10\text{V}$ | 4.95 4.9 | 5 5 | 5.05 5.1 | V |
| Line Regulation | ΔV_{OUT} | AZ1085-ADJ, $I_{OUT}=10\text{mA}$, $2.85\text{V}\leq V_{IN}\leq 10\text{V}$ | | 0.015 0.035 | 0.2 0.2 | % |
| | | AZ1085-1.5, $I_{OUT}=10\text{mA}$, $3.0\text{V}\leq V_{IN}\leq 10\text{V}$ | | 0.5 1 | 6 6 | mV |
| | | AZ1085-1.8, $I_{OUT}=10\text{mA}$, $3.3\text{V}\leq V_{IN}\leq 10\text{V}$ | | 0.5 1 | 6 6 | mV |
| | | AZ1085-2.5, $I_{OUT}=10\text{mA}$, $4.0\text{V}\leq V_{IN}\leq 10\text{V}$ | | 0.5 1 | 6 6 | mV |
| | | AZ1085-2.85, $I_{OUT}=10\text{mA}$, $4.4\text{V}\leq V_{IN}\leq 10\text{V}$ | | 0.5 1 | 6 6 | mV |
| | | AZ1085-3.3, $I_{OUT}=10\text{mA}$, $4.8\text{V}\leq V_{IN}\leq 10\text{V}$ | | 0.5 1 | 6 6 | mV |



3A LOW DROPOUT LINEAR REGULATOR

AZ1085

Electrical Characteristics (Continued)

Typicals and limits appearing in normal type apply for $T_J=25^\circ\text{C}$. Limits appearing in **Boldface** type apply over the entire operating junction temperature range 0 to 125°C .

| Parameter | Symbol | Conditions | Min | Typ | Max | Unit |
|--------------------------------|---------------------|---|-----------|-------------------|-------------------|---------------|
| Line Regulation | ΔV_{OUT} | AZ1085-5.0, $I_{OUT}=10\text{mA}$, $6.5\text{V} \leq V_{IN} \leq 10\text{V}$ | | 0.5 1 | 10 10 | mV |
| Load Regulation | ΔV_{OUT} | AZ1085-ADJ, $0\text{mA} \leq I_{OUT} \leq 3\text{A}$, $V_{IN}-V_{OUT}=3\text{V}$ | | 0.1 0.2 | 0.3 0.4 | % |
| | | AZ1085-1.5, $0\text{mA} \leq I_{OUT} \leq 3\text{A}$, $V_{IN}-V_{OUT}=3\text{V}$ | | 3 7 | 15 20 | mV |
| | | AZ1085-1.8, $0\text{mA} \leq I_{OUT} \leq 3\text{A}$, $V_{IN}-V_{OUT}=3\text{V}$ | | 3 7 | 15 20 | mV |
| | | AZ1085-2.5, $0\text{mA} \leq I_{OUT} \leq 3\text{A}$, $V_{IN}-V_{OUT}=3\text{V}$ | | 3 7 | 15 20 | mV |
| | | AZ1085-2.85, $0\text{mA} \leq I_{OUT} \leq 3\text{A}$, $V_{IN}-V_{OUT}=3\text{V}$ | | 3 7 | 15 20 | mV |
| | | AZ1085-3.3, $0\text{mA} \leq I_{OUT} \leq 3\text{A}$, $V_{IN}-V_{OUT}=3\text{V}$ | | 3 7 | 15 20 | mV |
| | | AZ1085-5.0, $0\text{mA} \leq I_{OUT} \leq 3\text{A}$, $V_{IN}-V_{OUT}=3\text{V}$ | | 5 10 | 20 35 | mV |
| Dropout Voltage | V_{DROP} | $I_{OUT}=3\text{A}$, ΔV_{REF} , $\Delta V_{OUT}=1\%$ | | 1.3 | 1.5 | V |
| Current Limit | I_{LIMIT} | $V_{IN}-V_{OUT}=3\text{V}$ | 3.2 | 4.5 | | A |
| Minimum Load Current | I_{LOAD} (MIN) | $V_{IN}=10\text{V}$ (AZ1085-ADJ) | | 3 | 10 | mA |
| Quiescent Current | I_Q | $V_{IN}=10\text{V}$ (AZ1085) | | 5 | 10 | mA |
| Ripple Rejection | PSRR | $f_{RIPPLE}=120\text{Hz}$, $C_{OUT}=25\mu\text{F}$, $I_{OUT}=3\text{A}$, $V_{IN}-V_{OUT}=3\text{V}$ | 60 | 72 | | dB |
| Adjust Pin Current | I_{ADJ} | $V_{IN}=4.25\text{V}$, $I_{OUT}=10\text{mA}$ | | 55 | 120 | μA |
| Adjust Pin Current Change | ΔI_{ADJ} | $10\text{mA} \leq I_{OUT} \leq 3\text{A}$, $1.5\text{V} \leq V_{IN}-V_{OUT} \leq 6\text{V}$ | | 0.2 | 5 | μA |
| Long Term Stability | | $T_A=125^\circ\text{C}$, 1000Hrs | | 0.5 | | % |
| Temperature Stability | | $I_{OUT}=10\text{mA}$, $V_{IN}-V_{OUT}=1.5\text{V}$ | | 0.5 | | % |
| RMS Noise (% of V_{OUT}) | | $T_A=25^\circ\text{C}$, $10\text{Hz} \leq f \leq 10\text{kHz}$ | | 0.003 | | % |



3A LOW DROPOUT LINEAR REGULATOR

AZ1085

Typical Performance Characteristics

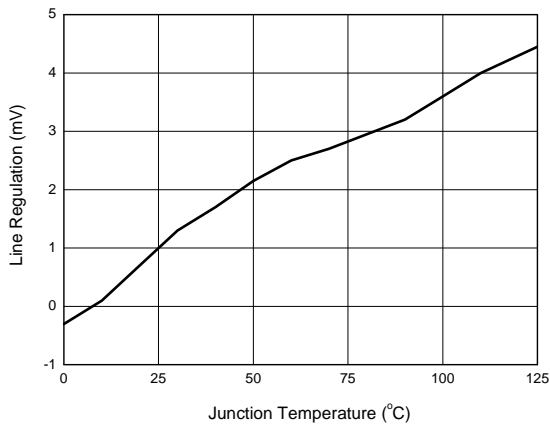


Figure 4. Line Regulation vs. Junction Temperature

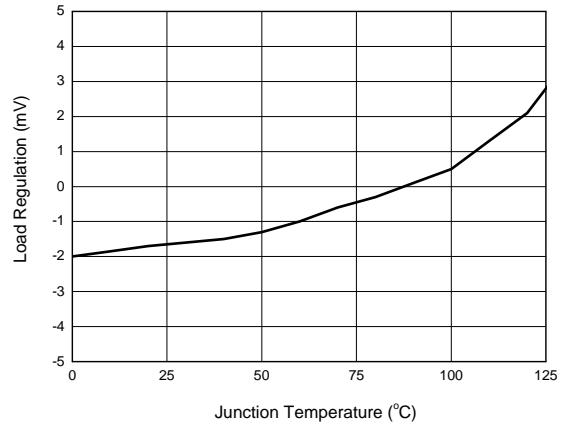


Figure 5. Load Regulation vs. Junction Temperature

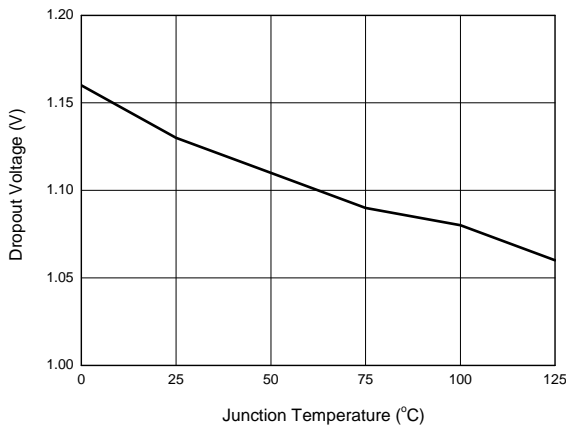


Figure 6. Dropout Voltage vs. Junction Temperature

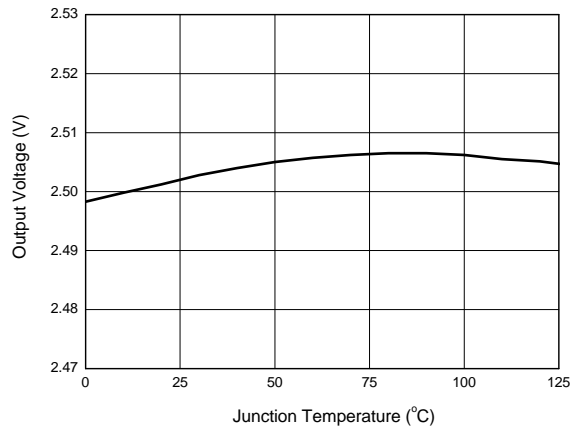


Figure 7. Output Voltage vs. Junction Temperature



3A LOW DROPOUT LINEAR REGULATOR

AZ1085

Typical Performance Characteristics (Continued)

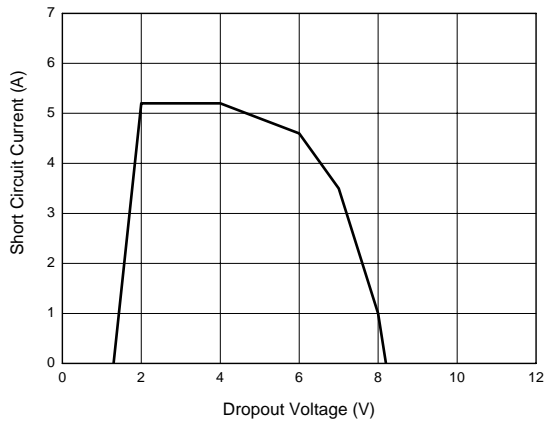


Figure 8. Short Circuit Current vs. Dropout Voltage

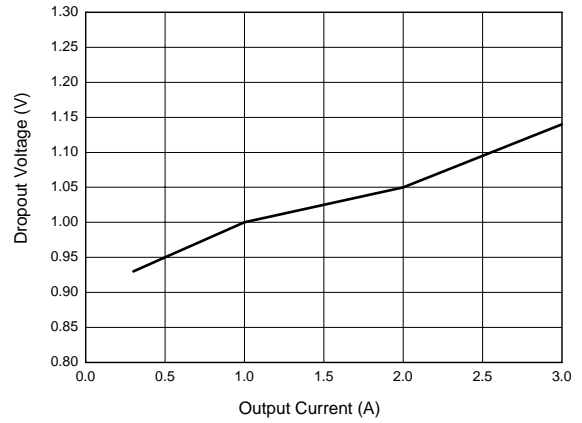


Figure 9. Dropout Voltage vs. Output Current

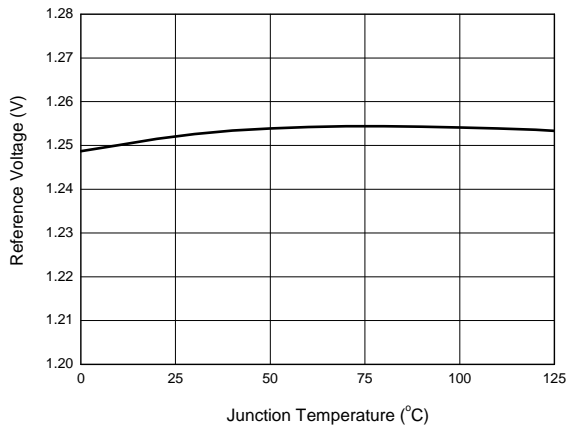


Figure10. Reference Voltage vs. Junction Temperature

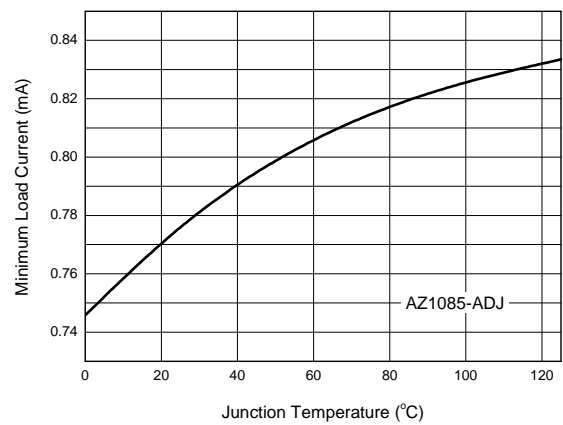


Figure11. Minimum Load Current vs. Junction Temperature



3A LOW DROPOUT LINEAR REGULATOR

AZ1085

Typical Performance Characteristics (Continued)

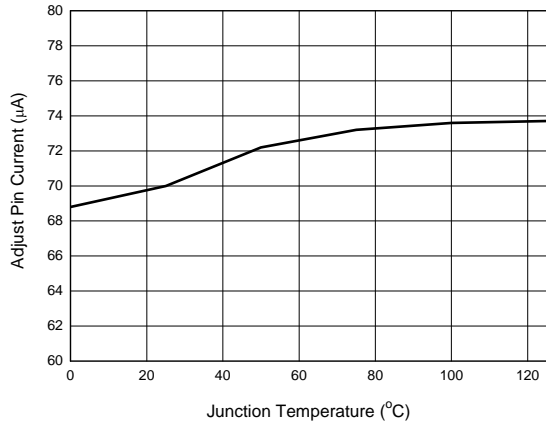


Figure12. Adjust Pin Current vs. Junction Temperature

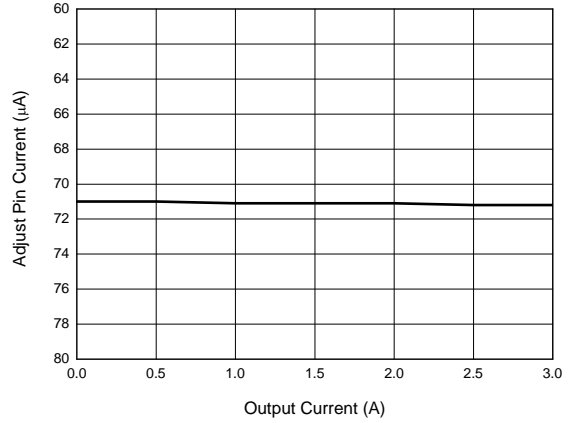


Figure13. Adjust Pin Current vs. Output Current

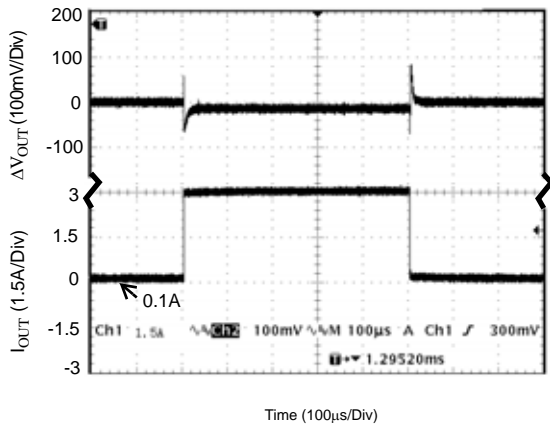


Figure 14. Load Transient Response
(Conditions: $V_{IN}=5.5V$, $V_{OUT}=2.5V$, $I_{OUT}=100mA$ to $3A$, $C_{IN}=C_{OUT}=10\mu F$)

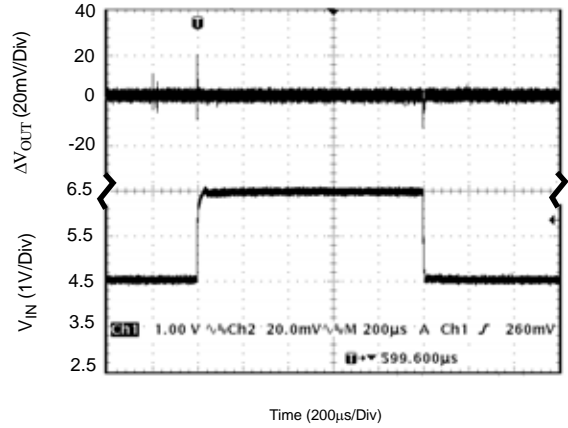


Figure 15. Line Transient Response
(Conditions: $V_{IN}=4.5V$ to $6.5V$, $V_{OUT}=2.5V$, $I_{OUT}=200mA$, $C_{IN}=1\mu F$, $C_{OUT}=10\mu F$)



3A LOW DROPOUT LINEAR REGULATOR

AZ1085

Typical Performance Characteristics (Continued)

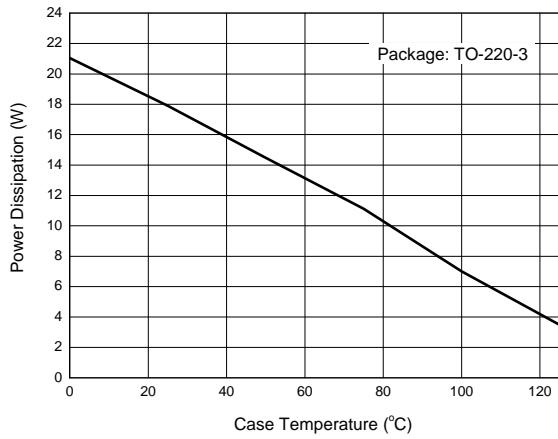


Figure16. Power Dissipation vs. Case Temperature

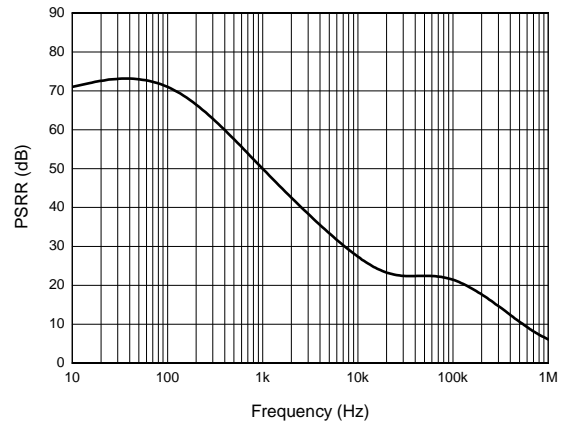


Figure17. PSRR vs. Frequency



3A LOW DROPOUT LINEAR REGULATOR

AZ1085

Typical Application

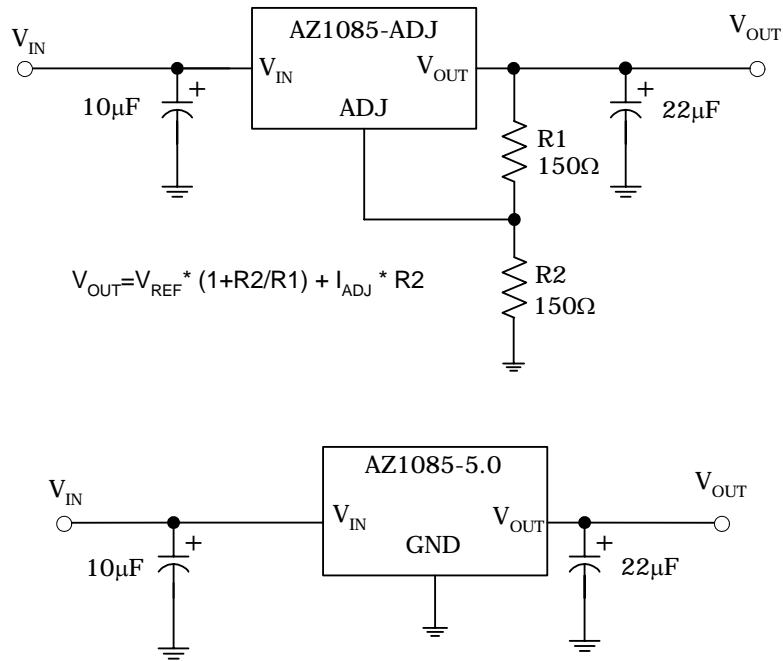


Figure 18. Typical Applications of AZ1085



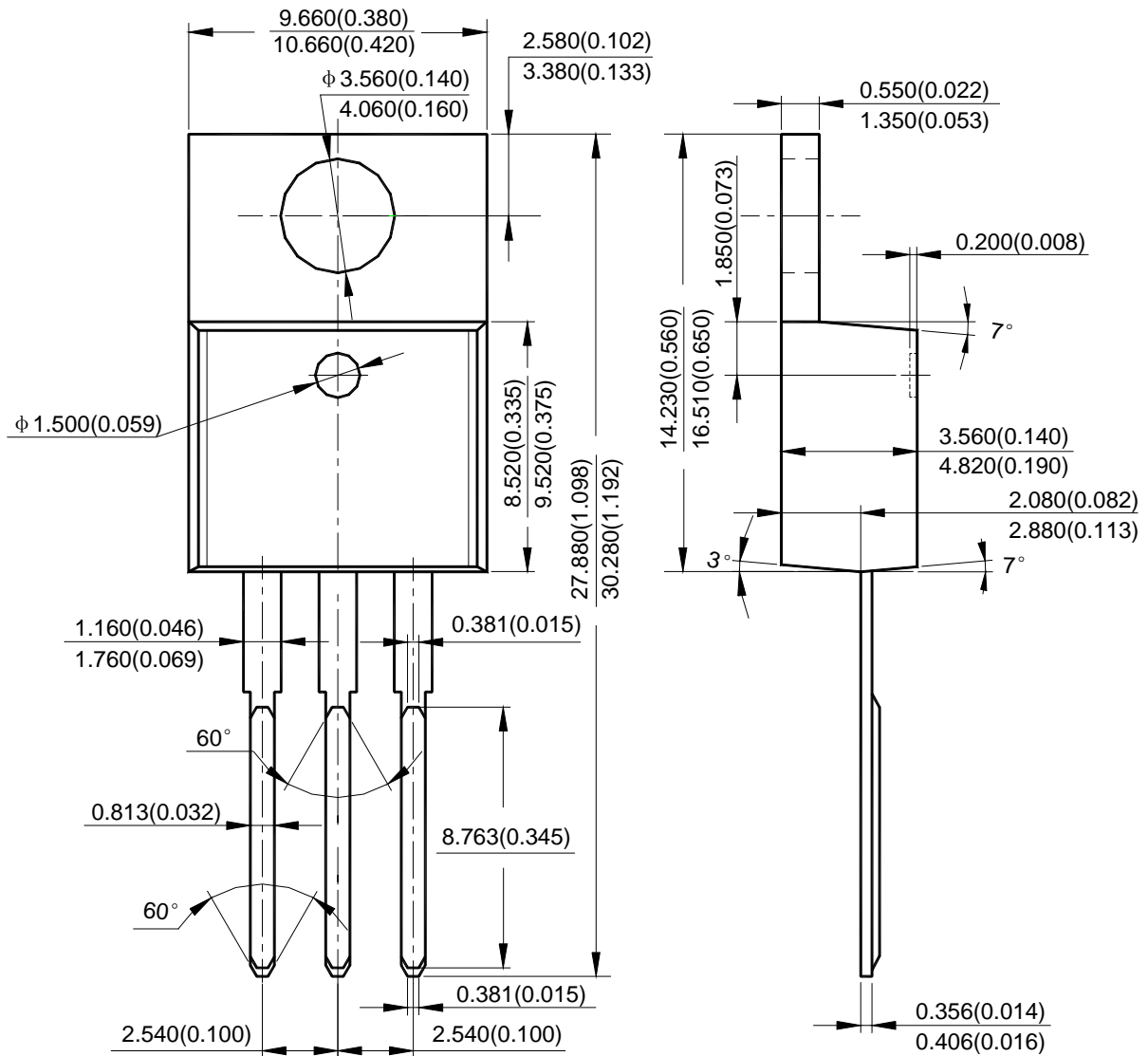
3A LOW DROPOUT LINEAR REGULATOR

AZ1085

Mechanical Dimensions

TO-220-3

Unit: mm(inch)





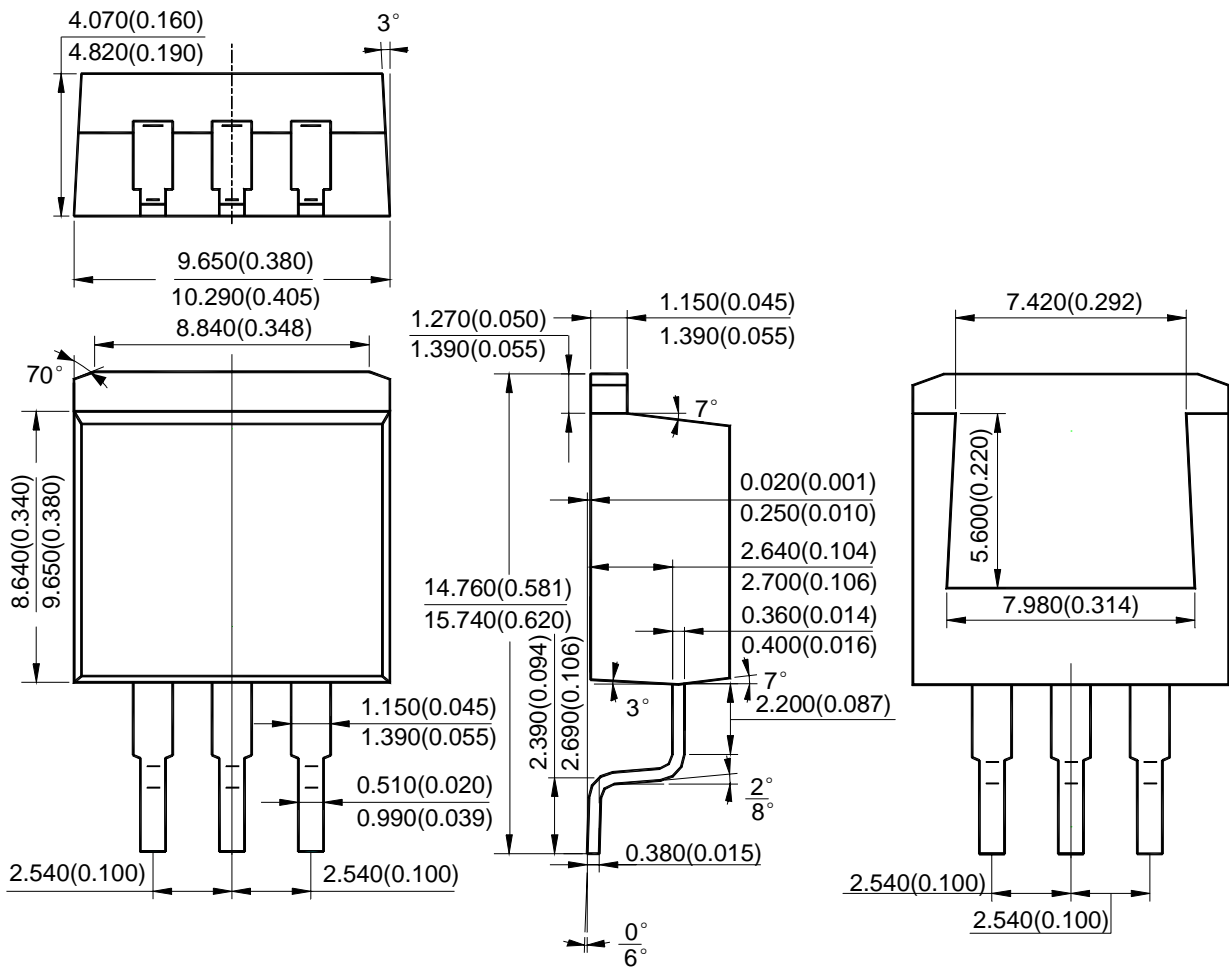
3A LOW DROPOUT LINEAR REGULATOR

AZ1085

Mechanical Dimensions (Continued)

TO-263-3

Unit: mm(inch)





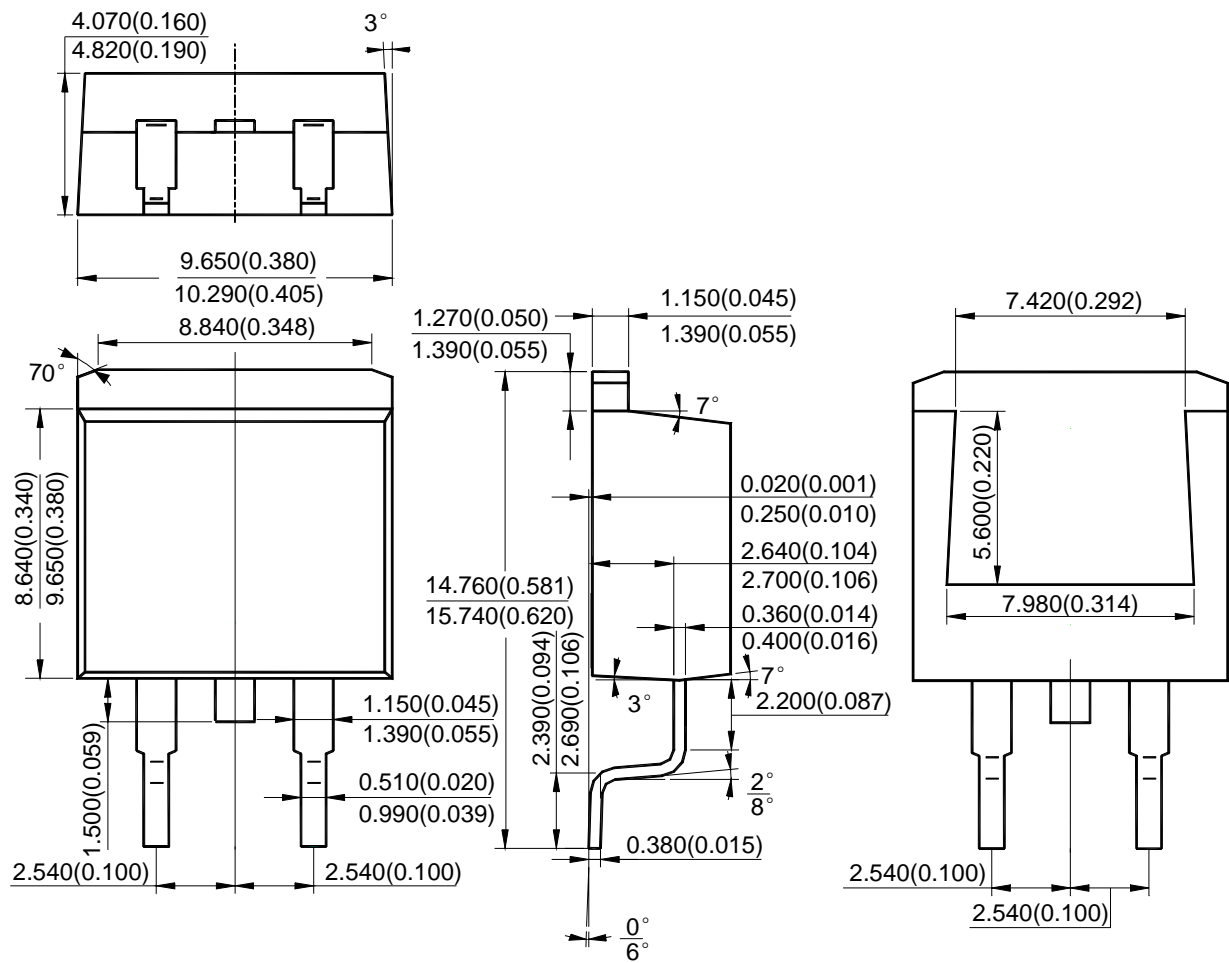
3A LOW DROPOUT LINEAR REGULATOR

AZ1085

Mechanical Dimensions (Continued)

TO-263-2

Unit: mm(inch)





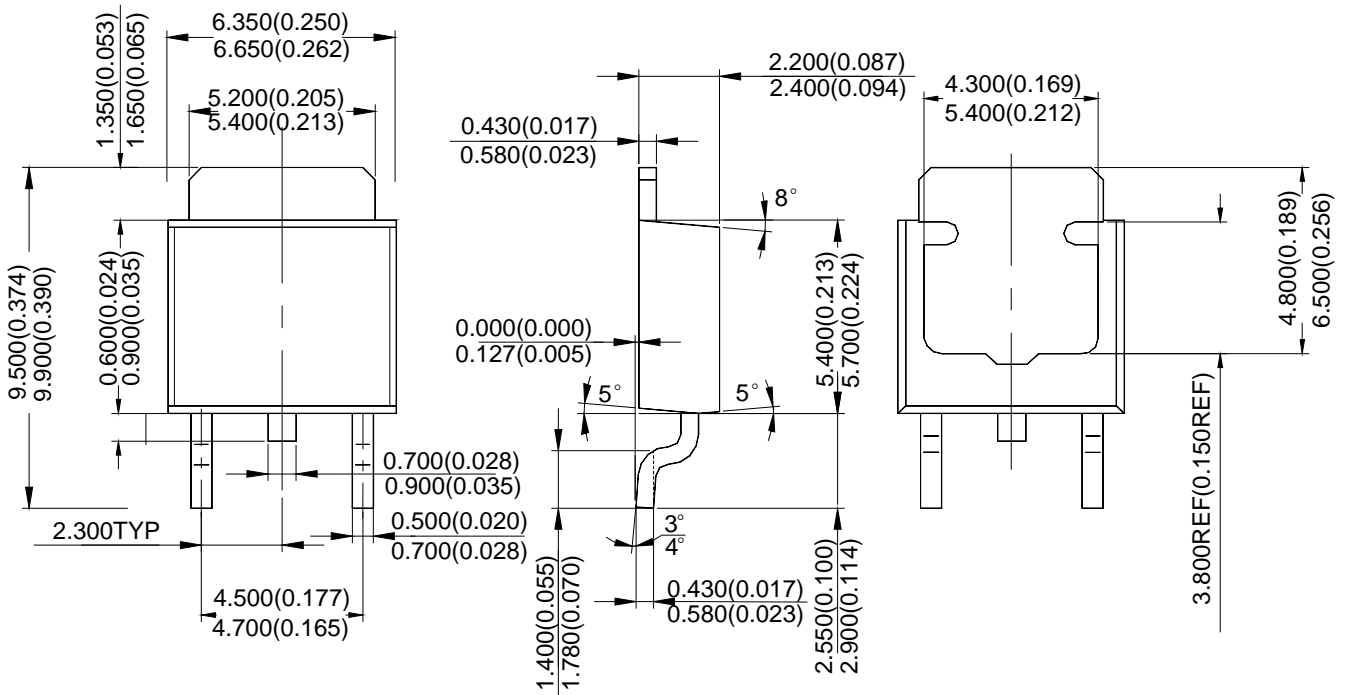
3A LOW DROPOUT LINEAR REGULATOR

AZ1085

Mechanical Dimensions (Continued)

TO-252-2 (1)

Unit: mm(inch)





BCD Semiconductor Manufacturing Limited

<http://www.bcdsemi.com>

IMPORTANT NOTICE

BCD Semiconductor Manufacturing Limited reserves the right to make changes without further notice to any products or specifications herein. BCD Semiconductor Manufacturing Limited does not assume any responsibility for use of any its products for any particular purpose, nor does BCD Semiconductor Manufacturing Limited assume any liability arising out of the application or use of any its products or circuits. BCD Semiconductor Manufacturing Limited does not convey any license under its patent rights or other rights nor the rights of others.

MAIN SITE

BCD Semiconductor Manufacturing Limited
- Wafer Fab
Shanghai SIM-BCD Semiconductor Manufacturing Limited
800, Yi Shan Road, Shanghai 200233, China
Tel: +86-21-6485 1491, Fax: +86-21-5450 0008

BCD Semiconductor Manufacturing Limited
- IC Design Group
Advanced Analog Circuits (Shanghai) Corporation
8F, Zone B, 900, Yi Shan Road, Shanghai 200233, China
Tel: +86-21-6495 9539, Fax: +86-21-6485 9673

REGIONAL SALES OFFICE

Shenzhen Office
Shanghai SIM-BCD Semiconductor Manufacturing Co., Ltd. Shenzhen Office
Advanced Analog Circuits (Shanghai) Corporation Shenzhen Office
Room E, 5F, Noble Center, No.1006, 3rd Fuzhong Road, Futian District, Shenzhen 518026, China
Tel: +86-755-8826 7951
Fax: +86-755-8826 7865

Taiwan Office
BCD Semiconductor (Taiwan) Company Limited
4F, 298-1, Rui Guang Road, Nei-Hu District, Taipei,
Taiwan
Tel: +886-2-2656 2808
Fax: +886-2-2656 2806

USA Office
BCD Semiconductor Corporation
30920 Huntwood Ave. Hayward,
CA 94544, U.S.A
Tel : +1-510-324-2988
Fax: +1-510-324-2788