

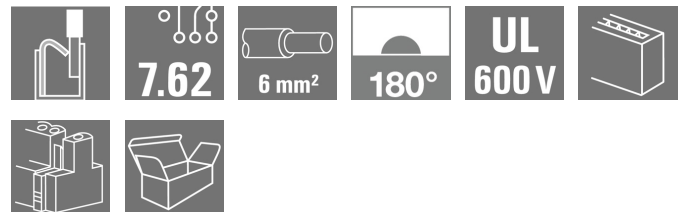
**BVDF 7.62HP/04/180MSF3 SN BK BX**
**Weidmüller Interface GmbH & Co. KG**

Klingenbergstraße 26

D-32758 Detmold

Germany

www.weidmueller.com

**Product image**


Bus connector with two connections per pole with the time-saving 6mm<sup>2</sup> PUSH IN connection system.

- The extremely short cross-connection allows you to safely loop through bus currents.
- PUSH IN connection: Solid wires and stranded wires with ferrules need only to be inserted and they are ready.
- The self-locking middle flange reduces the space requirements by one pitch width in comparison with conventional solutions.

**General ordering data**

Version	PCB plug-in connector, female plug, 7.62 mm, Number of poles: 4, 180°, PUSH IN with actuator, Tension-clamp connection, Clamping range, max. : 10 mm <sup>2</sup> , Box
Order No.	<a href="#">2720580000</a>
Type	BVDF 7.62HP/04/180MSF3 SN BK BX
GTIN (EAN)	4050118816013
Qty.	24 pc(s).
Product data	IEC: 600 V / 46 A / 0.5 - 10 mm <sup>2</sup> UL: 600 V / 35 A / AWG 24 - AWG 8
Packaging	Box

Creation date September 14, 2021 3:59:02 AM CEST

**BVDF 7.62HP/04/180MSF3 SN BK BX****Weidmüller Interface GmbH & Co. KG**

Klingenbergstraße 26

D-32758 Detmold

Germany

www.weidmueller.com

**Technical data****Dimensions and weights**

Depth	47.7 mm	Depth (inches)	1.878 inch
Height	35.05 mm	Height (inches)	1.38 inch
Width	46.72 mm	Width (inches)	1.839 inch
Net weight	46 g		

**System Parameters**

Product family	OMNIMATE Power - series BV/SV 7.62HP		
Type of connection	Field connection		
Wire connection method	PUSH IN with actuator, Tension-clamp connection		
Pitch in mm (P)	7.62 mm		
Pitch in inches (P)	0.3 inch		
Conductor outlet direction	180°		
Number of poles	4		
L1 in mm	22.86 mm		
L1 in inches	0.9 inch		
Number of rows	2		
Pin series quantity	1		
Touch-safe protection acc. to DIN VDE 57 106	Safe from finger touch		
Touch-safe protection acc. to DIN VDE 0470	IP 20		
Volume resistance	4.50 mΩ		
Can be coded	Yes		
Stripping length	12 mm		
Stripping length tolerance	min.	-1 mm	
	max.	1 mm	
Tightening torque for screw flange, min.	0.3 Nm		
Tightening torque for screw flange, max.	0.5 Nm		
Screwdriver blade	0.6 x 3.5		
Plugging force/pole, max.	12 N		
Pulling force/pole, max.	12 N		

**Material data**

Insulating material	PA GF	Colour	black
Colour chart (similar)	RAL 9011	Insulating material group	I
Comparative Tracking Index (CTI)	≥ 600	UL 94 flammability rating	V-0
Contact material	Copper alloy	Contact surface	tinned
Layer structure of solder connection	1...3 μm Ni / 4...10 μm Sn	Storage temperature, min.	-40 °C
Storage temperature, max.	70 °C	Operating temperature, min.	-50 °C
Operating temperature, max.	120 °C		

**Conductors suitable for connection**

Clamping range, min.	0.5 mm <sup>2</sup>
Clamping range, max.	10 mm <sup>2</sup>
Wire connection cross section AWG, min.	AWG 24
Wire connection cross section AWG, max.	AWG 8
Solid, min. H05(07) V-U	0.5 mm <sup>2</sup>
Solid, max. H05(07) V-U	10 mm <sup>2</sup>
Stranded, min. H07V-R	1.5 mm <sup>2</sup>
Stranded, max. H07V-R	6 mm <sup>2</sup>

Creation date September 14, 2021 3:59:02 AM CEST

## BVDF 7.62HP/04/180MSF3 SN BK BX

**Weidmüller Interface GmbH & Co. KG**  
 Klingenbergstraße 26  
 D-32758 Detmold  
 Germany

www.weidmueller.com

## Technical data

Flexible, min. H05(07) V-K	0.5 mm <sup>2</sup>
Flexible, max. H05(07) V-K	10 mm <sup>2</sup>
w. plastic collar ferrule, DIN 46228 pt 4, min.	0.5 mm <sup>2</sup>
w. wire end ferrule, DIN 46228 pt 1, min.	0.5 mm <sup>2</sup>
w. wire end ferrule, DIN 46228 pt 1, max.	6 mm <sup>2</sup>

Clampable conductor	Cross-section for conductor connection	
	wire end ferrule	nominal 0.5 mm <sup>2</sup>
wire end ferrule	Stripping length	nominal 14 mm
	Recommended wire-end ferrule	<a href="#">H0.5/12 OR</a>
	Stripping length	nominal 14 mm
wire end ferrule	Stripping length	nominal 14 mm
	Recommended wire-end ferrule	<a href="#">H0.75/18 W</a>
	Stripping length	nominal 15 mm
wire end ferrule	Stripping length	nominal 15 mm
	Recommended wire-end ferrule	<a href="#">H1.0/18 GE</a>
	Stripping length	nominal 12 mm
wire end ferrule	Stripping length	nominal 12 mm
	Recommended wire-end ferrule	<a href="#">H1.5/12</a>
	Stripping length	nominal 15 mm
	Recommended wire-end ferrule	<a href="#">H1.5/18D SW</a>
wire end ferrule	Stripping length	nominal 12 mm
	Recommended wire-end ferrule	<a href="#">H2.5/12</a>
	Stripping length	nominal 14 mm
	Recommended wire-end ferrule	<a href="#">H2.5/19D BL</a>
wire end ferrule	Stripping length	nominal 12 mm
	Recommended wire-end ferrule	<a href="#">H4.0/12</a>
	Stripping length	nominal 14 mm
	Recommended wire-end ferrule	<a href="#">H4.0/20D GR</a>
wire end ferrule	Stripping length	nominal 12 mm
	Recommended wire-end ferrule	<a href="#">H6.0/12</a>
	Stripping length	nominal 14 mm
	Recommended wire-end ferrule	<a href="#">H6.0/20 SW</a>
Cross-section for conductor connection	nominal 10 mm <sup>2</sup>	

Reference text The outside diameter of the plastic collar should not be larger than the pitch (P), Length of ferrules is to be chosen depending on the product and the rated voltage.

**BVDF 7.62HP/04/180MSF3 SN BK BX****Weidmüller Interface GmbH & Co. KG**

Klingenbergstraße 26

D-32758 Detmold


Germany

www.weidmueller.com

**Technical data****Rated data acc. to IEC**

tested acc. to standard	IEC 60664-1, IEC 61984	Rated current, min. number of poles (Tu=20°C)	46 A
Rated current, max. number of poles (Tu=20°C)	41 A	Rated current, min. number of poles (Tu=40°C)	38 A
Rated current, max. number of poles (Tu=40°C)	37.5 A	Rated voltage for surge voltage class / pollution degree II/2	600 V
Rated voltage for surge voltage class / pollution degree III/2	600 V	Rated voltage for surge voltage class / pollution degree III/3	600 V
Rated impulse voltage for surge voltage class/ pollution degree II/2	4 kV	Rated impulse voltage for surge voltage class/ pollution degree III/2	6 kV
Rated impulse voltage for surge voltage class/ contamination degree III/3	6 kV	Short-time withstand current resistance	3 x 1s with 400 A
Clearance, min.	10.36 mm	Creepage distance, min.	11.03 mm

**Rated data acc. to UL 1059**

Institute (cURus)		Certificate No. (cURus)	E60693
Rated voltage (Use group B / UL 1059)	600 V	Rated voltage (Use group C / UL 1059)	600 V
Rated voltage (Use group D / UL 1059)	600 V	Rated current (Use group B / UL 1059)	35 A
Rated current (Use group C / UL 1059)	35 A	Rated current (Use group D / UL 1059)	35 A
Wire cross-section, AWG, min.	AWG 24	Wire cross-section, AWG, max.	AWG 8
Reference to approval values	Specifications are maximum values, details - see approval certificate.		

**Packing**

Packaging	Box	VPE length	356 mm
VPE width	136 mm	VPE height	60 mm

**Classifications**

ETIM 6.0	EC002638	ETIM 7.0	EC002638
ETIM 8.0	EC002638	ECLASS 9.0	27-44-03-09
ECLASS 9.1	27-44-03-09	ECLASS 10.0	27-44-03-09
ECLASS 11.0	27-46-02-02		

**BVDF 7.62HP/04/180MSF3 SN BK BX**

**Weidmüller Interface GmbH & Co. KG**  
 Klingenbergstraße 26  
 D-32758 Detmold  
 Germany

[www.weidmueller.com](http://www.weidmueller.com)

**Technical data****Important note**

IPC conformity	Conformity: The products are developed, manufactured and delivered according international recognized standards and norms and comply with the assured properties in the data sheet resp. fulfill decorative properties in accordance with IPC-A-610 "Class 2". Further claims on the products can be evaluated on request.
Notes	<ul style="list-style-type: none"> <li>• Additional colours on request</li> <li>• Wire end ferrule with plastic collar to DIN 46228/4</li> <li>• Wire end ferrule without plastic collar to DIN 46228/1</li> <li>• P on drawing = pitch</li> <li>• Rated data refer only to the component itself. Clearance and creepage distances to other components are to be designed in accordance with the relevant application standards.</li> <li>• Long term storage of the product with average temperature of 50 °C and average humidity 70%, 36 months</li> </ul>

**Approvals**

Approvals



UL File Number Search [E60693](#)

**Downloads**

Engineering Data [STEP](#)  
 Catalogues [Catalogues in PDF-format](#)


## BVDF 7.62HP/04/180MSF3 SN BK BX

**Weidmüller Interface GmbH & Co. KG**  
 Klingenbergstraße 26  
 D-32758 Detmold  
 Germany

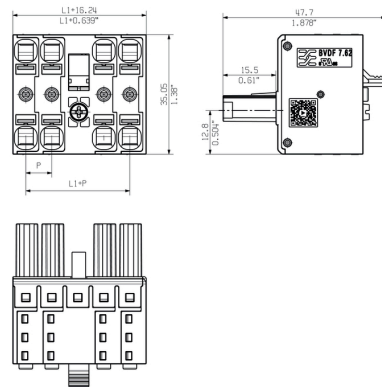
www.weidmueller.com

# Drawings

### Product image



### Dimensional drawing



### Derating curve

