

16×16 matrix displays

LM-1256 Series

The LM-1256 series are 16 × 16 matrix displays which can be used in a wide variety of applications, including alpha-
bet, numeric, symbol, and red are available.

●Applications

Light sources for displays

●Features

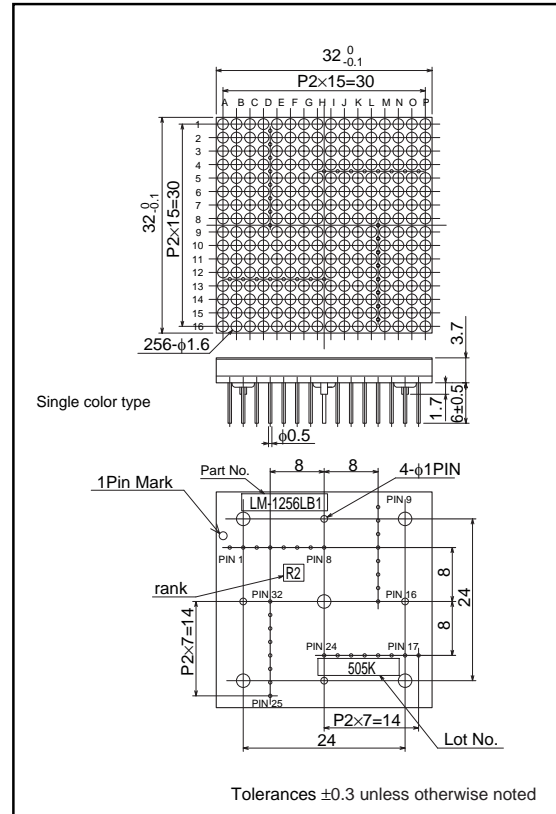
- 1) 16×16 dot matrix
Circular emitters.
- 2) External dimensions : 32×32×5.4mm
- 3) Emitters : Circular, 1.6mm diameter.
- 4) Black package.

●Selection guide

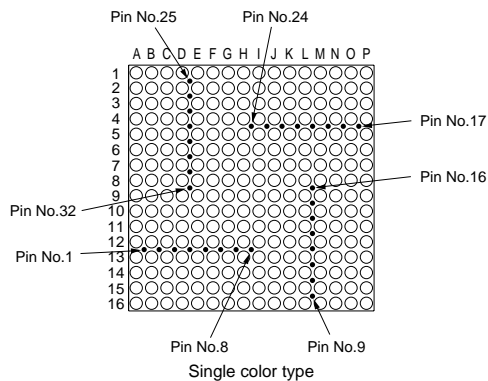
Emitting color	Red*
Common	
Anode	LM-1256LB1

* Bright red

●Dimensions (Unit : mm)

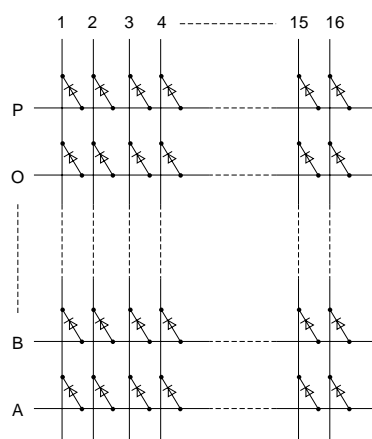


●Pin assignments (Top view)



LED displays

●Internal circuit schematic



Single color type(LB1)

●Pin assignment table

Single-color type(LB1)

Pin No.	Connection	Pin No.	Connection
1	A Cathode	17	P Cathode
2	B Cathode	18	O Cathode
3	C Cathode	19	N Cathode
4	D Cathode	20	M Cathode
5	E Cathode	21	L Cathode
6	F Cathode	22	K Cathode
7	G Cathode	23	J Cathode
8	H Cathode	24	I Cathode
9	16 Anode	25	1 Anode
10	15 Anode	26	2 Anode
11	14 Anode	27	3 Anode
12	13 Anode	28	4 Anode
13	12 Anode	29	5 Anode
14	11 Anode	30	6 Anode
15	10 Anode	31	7 Anode
16	9 Anode	32	8 Anode

●Absolute maximum ratings (Ta=25°C)

Single-color type

Parameter	Symbol	LB1	Unit
		Red*2	
Power dissipation	P _D	50	mW/dot
Forward current	I _F	20	mA/dot
Peak forward current	I _{FP}	60*1	mA/dot
Reverse voltage	V _R	4	V
Operating temperature	T _{opr}	-20 to +50	°C
Storage temperature	T _{stg}	-30 to +75	°C

*1 Pulse width 1msec duty 1 / 16

*2 Bright red

LED displays

●Electrical and optical characteristics (Ta=25°C)

Single-color type

Parameter	Symbol	Conditions	LB1			Unit
			Red*1			
			Min.	Typ.	Max.	
Forward voltage	V_F	$I_F=20\text{mA}$	–	1.75	2.5	V
Reverse current	I_R	$V_R=3\text{V}$	–	–	100	μA
peak wavelength	λ_P	$I_F=20\text{mA}$	–	660	–	nm
Spectral half-power bandwidth	$\Delta\lambda$	$I_F=20\text{mA}$	–	25	–	nm

©Not designed for radiation resistance.

*1 $I_F = 20\text{mA}$

●Luminous intensity

Color	Type	Min.	Typ.	Max.	Unit
Red*1	LB1	22	56	–	mcd

Note : *1 Measured at $I_F = 20\text{mA}$

Notes

- No technical content pages of this document may be reproduced in any form or transmitted by any means without prior permission of ROHM CO.,LTD.
- The contents described herein are subject to change without notice. The specifications for the product described in this document are for reference only. Upon actual use, therefore, please request that specifications to be separately delivered.
- Application circuit diagrams and circuit constants contained herein are shown as examples of standard use and operation. Please pay careful attention to the peripheral conditions when designing circuits and deciding upon circuit constants in the set.
- Any data, including, but not limited to application circuit diagrams information, described herein are intended only as illustrations of such devices and not as the specifications for such devices. ROHM CO.,LTD. disclaims any warranty that any use of such devices shall be free from infringement of any third party's intellectual property rights or other proprietary rights, and further, assumes no liability of whatsoever nature in the event of any such infringement, or arising from or connected with or related to the use of such devices.
- Upon the sale of any such devices, other than for buyer's right to use such devices itself, resell or otherwise dispose of the same, no express or implied right or license to practice or commercially exploit any intellectual property rights or other proprietary rights owned or controlled by
- ROHM CO., LTD. is granted to any such buyer.
- Products listed in this document are no antiradiation design.

The products listed in this document are designed to be used with ordinary electronic equipment or devices (such as audio visual equipment, office-automation equipment, communications devices, electrical appliances and electronic toys).

Should you intend to use these products with equipment or devices which require an extremely high level of reliability and the malfunction of which would directly endanger human life (such as medical instruments, transportation equipment, aerospace machinery, nuclear-reactor controllers, fuel controllers and other safety devices), please be sure to consult with our sales representative in advance.

About Export Control Order in Japan

Products described herein are the objects of controlled goods in Annex 1 (Item 16) of Export Trade Control Order in Japan.

In case of export from Japan, please confirm if it applies to "objective" criteria or an "informed" (by MITI clause) on the basis of "catch all controls for Non-Proliferation of Weapons of Mass Destruction.