

### LM12058A/BRG Series – 1.20 inch 5x8 Dot Matrix LED Display



**ATTENTION**  
OBSERVE PRECAUTIONS  
FOR HANDLING  
ELECTROSTATIC  
DISCHARGE  
SENSITIVE  
DEVICES




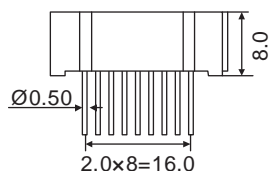
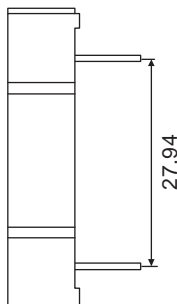
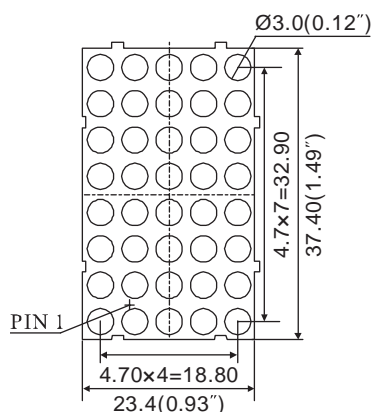
#### Features

- 37.40mm (1.20inch) digit high
- Dot size: Diameter 3.00mm
- Pitch: 4.7mm
- Wide viewing angle
- Range of emitted colors
- I.C. compatible
- Low power consumption
- White segment
- RoHS compliant

#### Available options

- Alternative emitting luminosity:  
Standard or high brightness version
- Alternative emitted color
- Alternative segment color
- Alternative font
- Common Cathode is available
- Cropped terminal pins

#### Package Dimensions

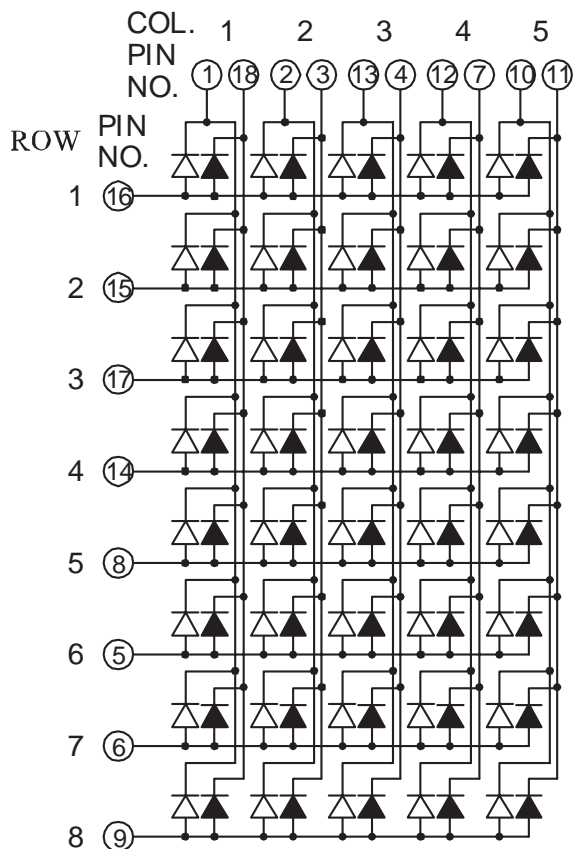


#### Notes:

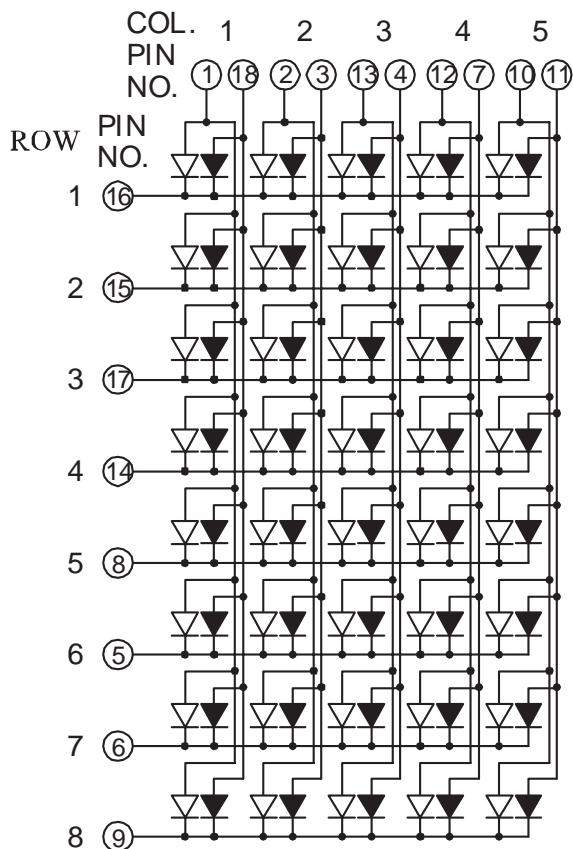
1. All dimensions are in millimeters (inches), Tolerance is  $\pm 0.25\text{mm}$  (0.01inch) unless other wise noted.
2. Specifications are subject to change without notice.
3. The gap between the reflector and PCB shall not exceed 0.25mm.

## Internal Circuit Diagram

LM12058ARG (Common Cathode Row)



LM12058BRG (Common Anode Row)



## Selection Guide

**1.20 inch 5x8 Red-Green LED dot matrix module, Matrix Height: 37.40mm(1.20 inch), External Dimensions: 23.40x37.40x8.00mm (L x W x H)**

Description	Part No.		Chip			Iv(mcd)@20mA	
	Common Cathode Row	Common Anode Row	Material	Color	W LD (nm)	One Dot	
						Min.	Typ.
Standard Brightness	LM12058ARG	LM12058BRG	GaAlAs	Super Red	640	8	10
			GaP	Green	568	7	9
Ultra-High Brightness	LM12058AURUG	LM12058BURUG	AlGaInP	Ultra Red	640	30	45
			AlGaInP	Ultra Green	573	30	45

## Electrical Characteristics & Absolute Maximum Ratings

Color	Electrical optical Characteristics <sup>[1]</sup>		Absolute Maximum Ratings <sup>[1]</sup>				
	Forward Voltage(V) @ IF=20mA		Reverse Current VR=5V (uA)	Power Dissipation (mW)	DC Forward Current (mA)	Peak Forward Current <sup>[2]</sup> (mA)	Reverse Voltage (V)
	Typ.	Max.					
Super Red	1.8	2.2	30	60	25	100	5
Green	2.2	2.5	30	80	30	100	5
Ultra Red	1.9	2.6	30	60	30	100	5
Ultra Green	2.1	2.6	30	75	30	100	5

**Operating/ Storage Temp.:** -40 to +80 deg.;

**Lead Solder Temp.:** 260 deg. for 3-5 Sec. 2mm below package base

Notes:

1. At Ta = 25 °C.
2. Forward voltage at forward current = 20mA.
3. Peak forward current at 1/10 Duty Cycle, 0.1ms Pulse.