


**NEW!**

# Flyback Transformers

For Linear Technology LT3750/LT3751  
Capacitor Charger Controllers



These surface mount flyback transformers were developed for use with Linear Technology LT3750 Capacitor Charger Controller. DA2033-AL and DA2034-AL are also specified for the LT3751 Controller. They have a smaller footprint than other transformers designed for this application.

These low-profile transformers feature 1500 Vrms winding to winding isolation and 750 Vrms winding to core isolation. They are designed to operate with an input range of 3 – 24 V and to charge a capacitor to 300 V.

They are shown on the Linear Technology LT3750 application note for use in a 300 V, 3 A charging circuit (DA2032); a 300 V, 6 A charging circuit (DA2033); and a 300 V, 9 A charging circuit (DA2034).

Coilcraft can also custom engineer a transformer to meet your specific requirements. For free evaluation samples, contact Coilcraft or visit [www.coilcraft.com](http://www.coilcraft.com).

Part number <sup>1</sup>	Inductance at 0 A <sup>2</sup> ±10% (µH)	Inductance at I <sub>pk</sub> <sup>3</sup> min (µH)	DCR max (Ohms)		Leakage inductance <sup>5</sup> max (µH)	I <sub>pk</sub> <sup>3</sup> (A)	Interwinding capacitance <sup>6</sup> (pF)	Turns ratio pri : sec
			pri <sup>4</sup>	sec				
DA2032-AL_	10.0	9.0	0.013	1.60	0.150	3.0	67	1 : 10
DA2033-AL_	10.0	9.0	0.015	1.10	0.144	5.0	76	1 : 10
DA2034-AL_	10.0	9.0	0.018	1.75	0.250	10.0	128	1 : 10

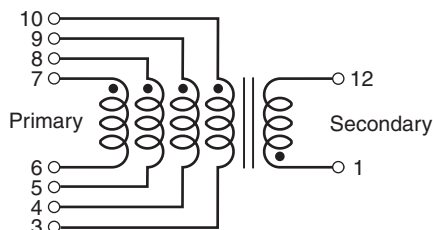
1. When ordering, please specify **packaging** code:

**DA2034-AL D**

**Packaging:** **D** = 13" machine-ready reel. EIA-481 embossed plastic tape (DA2032-AL & DA2033-AL: 200 parts per full reel; DA2034-AL: 175 parts per full reel).

**B** = Less than full reel. In tape, but not machine ready. To have a leader and trailer added (\$25 charge), use code letter D instead.

- Inductance is for the primary, measured at 100 kHz, 0.1 Vrms, 0 Adc.
- Peak primary current drawn at minimum input voltage.
- DCR is with the primary windings connected in parallel.
- Leakage inductance is with the primary windings connected in parallel and with the secondary winding shorted.
- Capacitance measured at 100 kHz, 0.1 Vrms from pin 3 to pin 1 with all other pins shorted.
- Electrical specifications at 25°C.



Primary windings to be connected in parallel on PC board

**Core material** Ferrite

**Terminations** RoHS compliant tin-silver over tin over nickel over phos bronze. Other terminations available at additional cost.

**Weight** DA2032: 5.9 g; DA2033: 8.2 g; DA2034: 14.1 g

**Ambient temperature** –40°C to +125°C

**Storage temperature** Component: –40°C to +125°C.  
Packaging: –40°C to +80°C

**Resistance to soldering heat** Max three 40 second reflows at +260°C, parts cooled to room temperature between cycles

**Moisture Sensitivity Level (MSL)** 1 (unlimited floor life at <30°C / 85% relative humidity)

**Failures in Time (FIT) / Mean Time Between Failures (MTBF)**  
38 per billion hours / 26,315,789 hours, calculated per Telcordia SR-332

#### Packaging

**DA2032-AL** 200 per 13" reel. Plastic tape: 44 mm wide, 0.4 mm thick, 28 mm pocket spacing, 9.6 mm pocket depth

**DA2033-AL** 200 per 13" reel. Plastic tape: 44 mm wide, 0.4 mm thick, 24 mm pocket spacing, 10.56 mm pocket depth

**DA2034-AL** 175 per 13" reel. Plastic tape: 44 mm wide, 0.4 mm thick, 32 mm pocket spacing, 11.9 mm pocket depth

**PCB washing** Only pure water or alcohol recommended

# Coilcraft®

Specifications subject to change without notice.  
Please check our website for latest information.

Document 510-1 Revised 09/18/09

1102 Silver Lake Road Cary, Illinois 60013 Phone 847/639-6400 Fax 847/639-1469

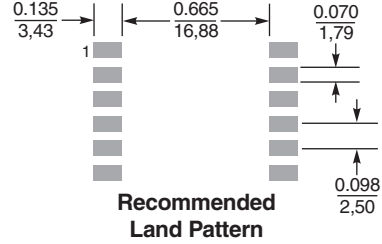
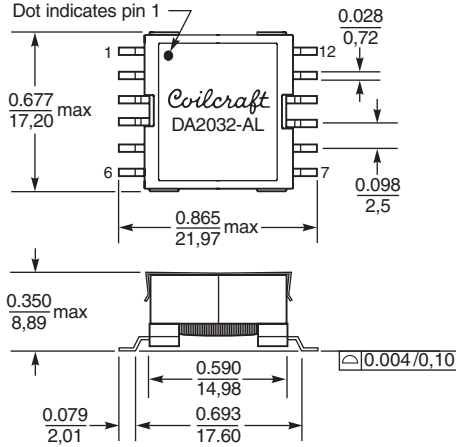
E-mail [info@coilcraft.com](mailto:info@coilcraft.com) Web <http://www.coilcraft.com>



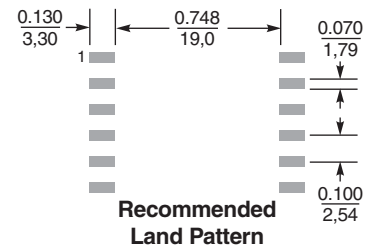
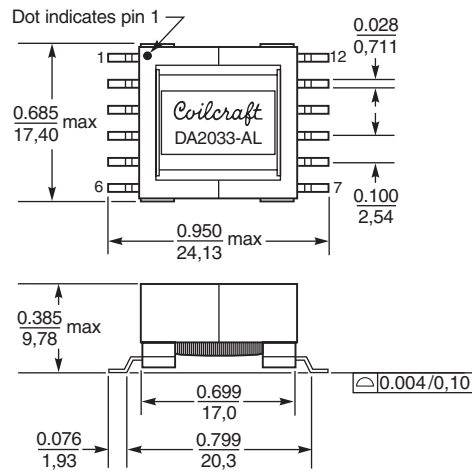
**NEW!**

# Flyback Transformers for Linear LT3750

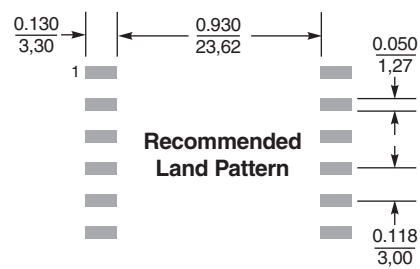
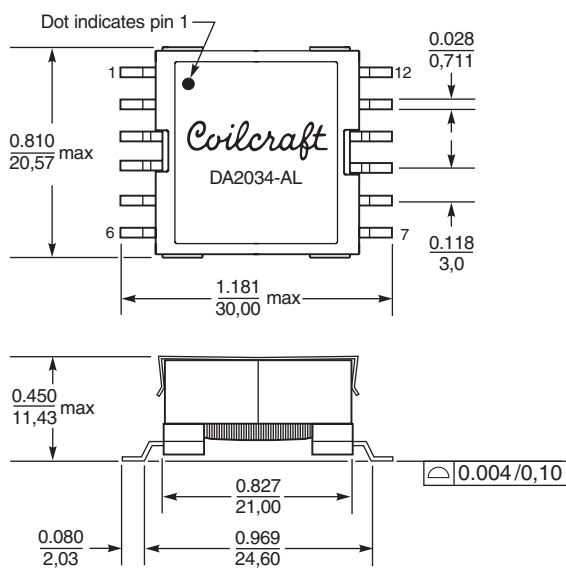
## DA2032-AL



## DA2033-AL



## DA2034-AL



Dimensions are in inches  
mm



Specifications subject to change without notice.  
Please check our website for latest information.

Document 510-2 Revised 09/18/09

1102 Silver Lake Road Cary, Illinois 60013 Phone 847/639-6400 Fax 847/639-1469

E-mail info@coilcraft.com Web http://www.coilcraft.com