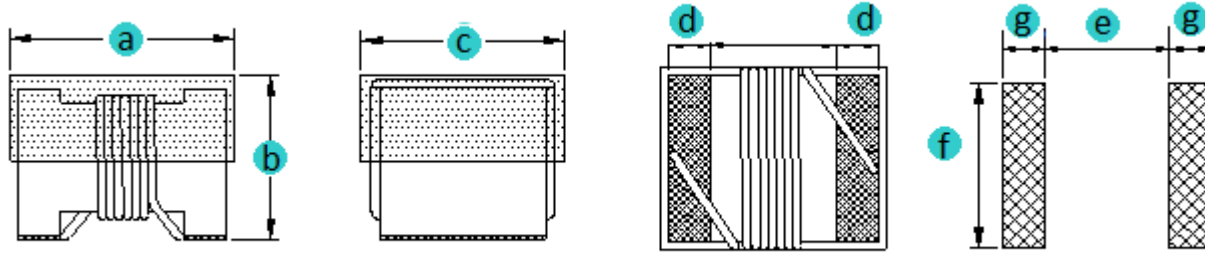


Ultra High SRF and Ultra High-Q Wire Wound Ceramic Core Chip Inductors
 Inductance: 1.8 ~ 390 nH
 Case size: 0603 EIA, 1608 Metric. Tin plated termination.

ELECTRICAL SPECIFICATIONS:

P/N	L (nH)	Tol.	L Test Freq. (MHz)	Q Typ.	Q Test Freq. (MHz)	SRF Min. (GHz)	DCR Max. (Ω)	Rated Current Max. (A)	Color Code
0603HQ-1N8_	1.8	J	250	23	250	16.0	0.033	2.100	BLACK
0603HQ-2N2_	2.2	J	250	13	250	15.0	0.180	0.900	YELLOW
0603HQ-3N3_	3.3	J	250	32	250	9.60	0.024	1.900	BLUE
0603HQ-3N6_	3.6	J,G	250	40	250	9.70	0.031	1.900	RED
0603HQ-3N9_	3.9	J,G	250	35	250	7.50	0.039	1.600	BROWN
0603HQ-4N3_	4.3	J,G	250	30	250	7.50	0.080	1.300	ORANGE
0603HQ-4N7_	4.7	J,G	250	26	250	7.90	0.100	1.100	VIOLET
0603HQ-5N1_	5.1	J,G	250	40	250	8.90	0.036	1.700	GREEN
0603HQ-5N6_	5.6	J,G	250	48	250	6.60	0.036	1.700	BLACK
0603HQ-6N0_	6.0	J,G	250	49	250	6.00	0.036	1.700	WHITE
0603HQ-6N8_	6.8	J,G	250	42	250	5.80	0.042	1.400	RED
0603HQ-7N2_	7.2	J,G	250	48	250	5.40	0.052	1.400	WHITE
0603HQ-7N5_	7.5	J,G	250	41	250	5.30	0.080	1.300	BROWN
0603HQ-8N2_	8.2	J,G	250	46	250	5.90	0.054	1.400	ORANGE
0603HQ-8N7_	8.7	J,G	250	46	250	5.50	0.054	1.400	YELLOW
0603HQ-9N1_	9.1	J,G	250	40	250	5.10	0.037	1.400	BLACK
0603HQ-9N5_	9.5	J,G	250	49	250	4.90	0.053	1.400	BLUE
0603HQ-10N_	10	J,G	250	49	250	4.30	0.048	1.400	ORANGE
0603HQ-11N_	11	J,G	250	41	250	4.10	0.042	1.400	GRAY
0603HQ-12N_	12	J,G	250	37	250	4.10	0.088	1.100	YELLOW
0603HQ-15N_	15	J,G	250	48	250	3.60	0.078	1.200	GREEN
0603HQ-16N_	16	J,G	250	45	250	3.50	0.085	1.100	WHITE
0603HQ-18N_	18	J,G	250	41	250	3.30	0.066	1.200	BLUE
0603HQ-22N_	22	J,G	250	44	250	3.15	0.140	0.850	VIOLET
0603HQ-23N_	23	J,G	250	40	250	3.00	0.150	0.850	ORANGE
0603HQ-24N_	24	J,G	250	42	250	2.95	0.074	1.100	BLACK
0603HQ-27N_	27	J,G	250	44	250	2.80	0.150	0.780	GRAY
0603HQ-30N_	30	J,G	250	49	250	2.80	0.130	0.920	BROWN
0603HQ-33N_	33	J,G	250	45	250	2.70	0.170	0.680	WHITE
0603HQ-36N_	36	J,G	250	44	250	2.50	0.225	0.720	RED
0603HQ-39N_	39	J,G	250	48	250	2.45	0.190	0.680	BLACK
0603HQ-43N_	43	J,G	250	45	250	2.45	0.170	0.810	ORANGE
0603HQ-47N_	47	J,G	200	47	250	2.30	0.240	0.680	BROWN
0603HQ-51N_	51	J,G	200	49	250	2.30	0.280	0.660	BLUE
0603HQ-56N_	56	J,G	200	50	250	2.20	0.300	0.610	RED
0603HQ-68N_	68	J,G	200	46	250	2.00	0.330	0.600	ORANGE
0603HQ-72N_	72	J,G	150	46	250	1.90	0.420	0.550	YELLOW
0603HQ-75N_	75	J,G	150	46	250	1.90	0.520	0.500	VIOLET
0603HQ-82N_	82	J,G	150	45	250	1.80	0.460	0.510	GREEN
0603HQ-91N_	91	J,G	150	45	250	1.65	0.580	0.440	WHITE
0603HQ-R10_	100	J,G	150	49	250	1.70	0.540	0.470	BLUE
0603HQ-R11_	110	J,G	150	47	250	1.60	0.580	0.440	VIOLET
0603HQ-R12_	120	J,G	150	47	250	1.55	0.720	0.420	GRAY
0603HQ-R15_	150	J,G	150	47	250	1.35	0.820	0.390	WHITE
0603HQ-R18_	180	J,G	100	48	250	1.30	1.500	0.310	BLACK
0603HQ-R20_	200	J,G	100	47	250	1.25	2.000	0.280	GREEN
0603HQ-R21_	210	J,G	100	48	250	1.20	2.000	0.280	GRAY
0603HQ-R22_	220	J,G	100	47	250	1.10	2.000	0.280	BROWN
0603HQ-R25_	250	J,G	100	45	250	1.05	3.000	0.240	VIOLET
0603HQ-R27_	270	J,G	100	46	250	1.05	2.250	0.260	RED
0603HQ-R30_	300	J,G	100	47	250	0.99	2.800	0.220	GREEN
0603HQ-R33_	330	J,G	100	46	250	0.93	3.600	0.180	BLUE
0603HQ-R36_	360	J,G	100	47	250	0.93	4.000	0.170	GRAY
0603HQ-R39_	390	J,G	100	47	250	0.88	4.000	0.170	YELLOW

DIMENSIONS: mm (inch)



Series	a	b	c	d	e	f	g	h
0603HQ	1.7 (0.0670)	1.02 (0.0402)	0.90 (0.0354)	0.33 (0.01299)	0.64 (0.0252)	1.02 (0.0402)	0.64 (0.0252)	1.02 (0.0402)
Tol.	±0.1 (0.0039)	±0.1 (0.0039)	±0.1 (0.0039)	±0.05 (0.0019)	Typ.	Typ.	Typ.	Typ.

GENERAL INFORMATION:

P/N: 0603HQ-xxx, “0603” = EIA Case Size, “HQ” = Ultra High-Q, “xxx” = Inductance, “_” = Tolerance (G: ± 2%, J: ± 5%, K: ± 10%)

Core material: Ceramic

Operating temperature: -40°C to +125°C

Maximum Temperature Rise: 15°C (when measured at 25°C ambient)

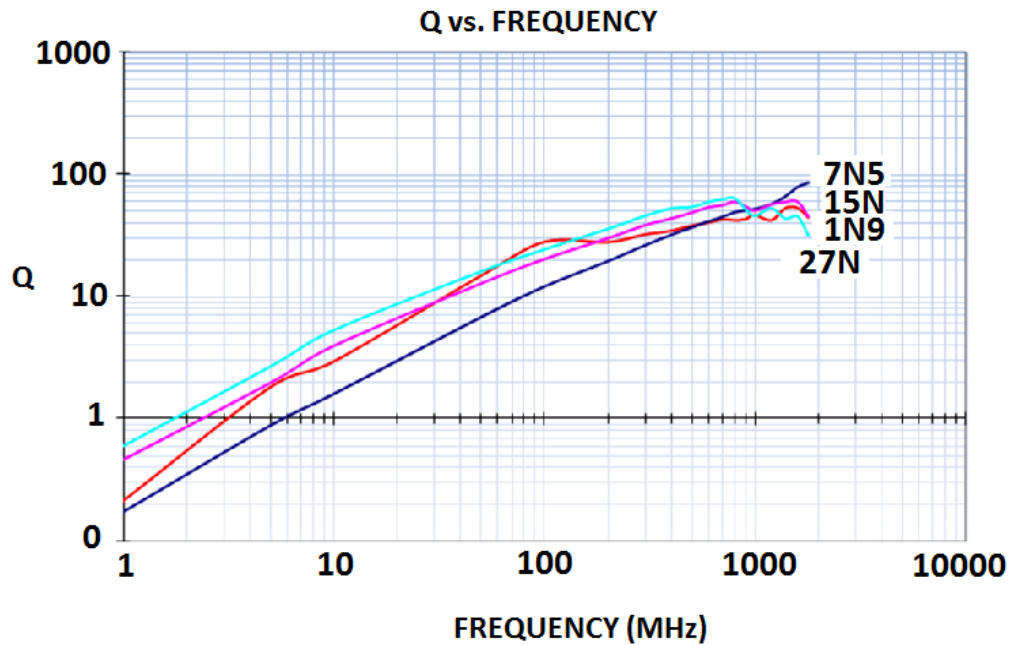
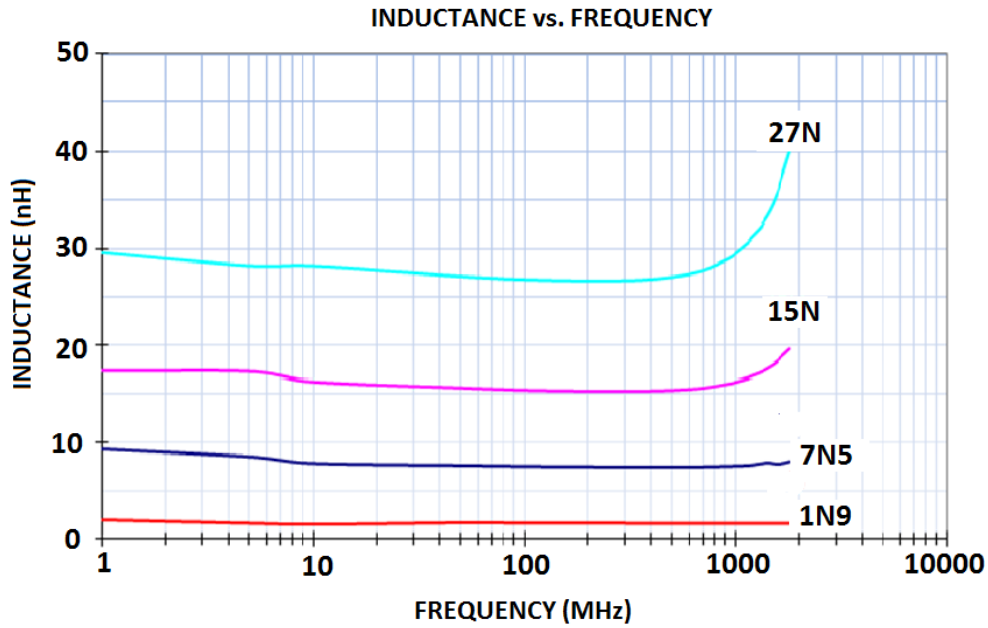
Inductance & Q measured with HP4287A with 16197A test fixture

Inductance & Q measured with HP8753E/HP4291B with 16193A/ENA5071C or equivalent test fixture

DCR measured using Zentech 502BC or its equivalent

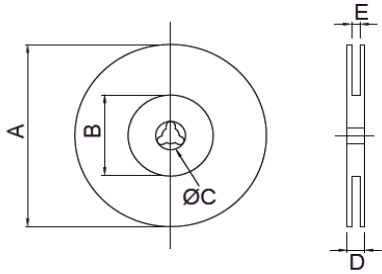
MSL: Level 1

ELECTRICAL CHARACTERISTICS:

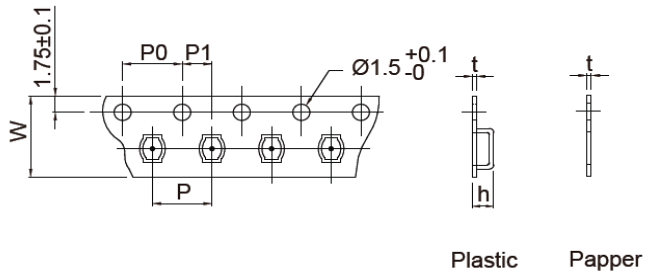


PACKAGING INFORMATION:

CARRIER TAPE REELS



TAPE DIMENSIONS (mm)



Series	Reel dimensions (mm)					Tape dimensions (mm)						Parts per reel		Quantity per	
	A	B	C	D	E	W	P	P0	P1	h	t	7"	13"	Box	Carton
0603HQ	180	50	13	14.4	8.5	8	4	4	2	---	0.25	4,000	---	20,000	120,000

RoHS REFLOW SOLDERING PROFILE:

Typical RoHS Reflow Profile

