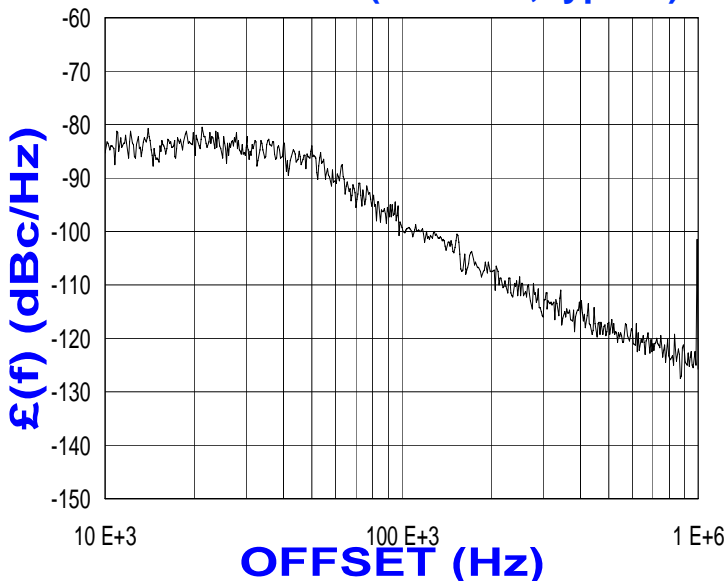


**PHASE NOISE (1 Hz BW, typical)**



**FEATURES**

- Frequency Range: 4900 - 5100 MHz
- Step Size: 1000 KHz
- PLL - Style Package

**APPLICATIONS**

- HIPERLAN
- Microwave Radio
- Wireless broadband access

PERFORMANCE SPECIFICATIONS	VALUE	UNITS
Frequency Range	4900 - 5100	MHz
Phase Noise @ 10 kHz offset (1 Hz BW, typ.)	-85	dBc/Hz
Harmonic Suppression (2nd, typ.)	-30	dBc
Sideband Spurs (typ.)	-65	dBc
Power Output	0±3	dBm
Load Impedance	50	Ω
Step Size	1000	kHz
Charge Pump Output Current	5000	μA
Switching Speed (typ., adjacent channel)	1	mSec
Startup Lock Time (typ.)	1	mSec
Operating Temperature Range	0 to 70	°C
Package Style	PLL	
POWER SUPPLY REQUIREMENTS		
Supply Voltage (Vcc, nom.)	5	Vdc
Supply Current (Icc, typ.)	28	mA

All specifications are typical unless otherwise noted and subject to change without notice.

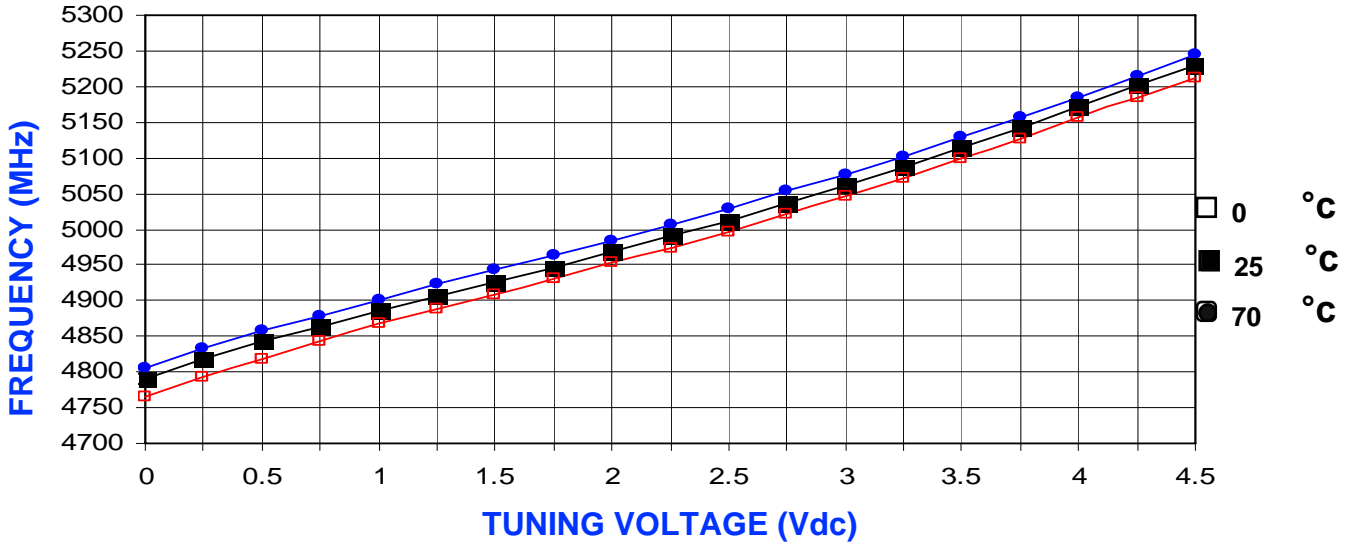
**APPLICATION NOTES**

- AN-107 : How to Solder Z-COMM VCOs / PLLs
- AN-202 : PLL Functional Description

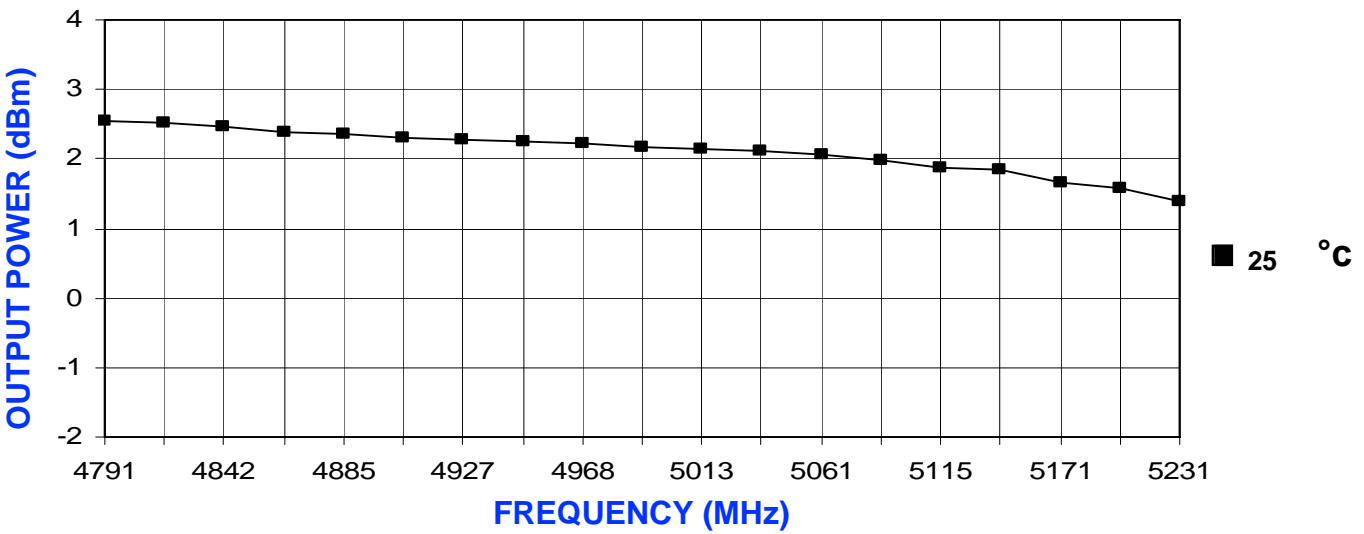
**NOTES:**

Reference Oscillator Signal:  $5\text{ MHz} < f_{\text{osc}} < 100\text{ MHz}$  Prescaler: 32  
 Frequency Synthesizer: Analog Devices - ADF4106

VCO TUNING CURVE, typ.



VCO POWER CURVE, typ.



PHYSICAL DIMENSIONS

