


SERIES RTX-119 AND RTV-119

FEATURES

- LOW PROFILE AND SMALL FOOTPRINT
- EXCELLENT FREQUENCY STABILITY AND AGING
- 3.0 V OR 5.0 VOLT SUPPLY
- VOLTAGE CONTROL OPTION

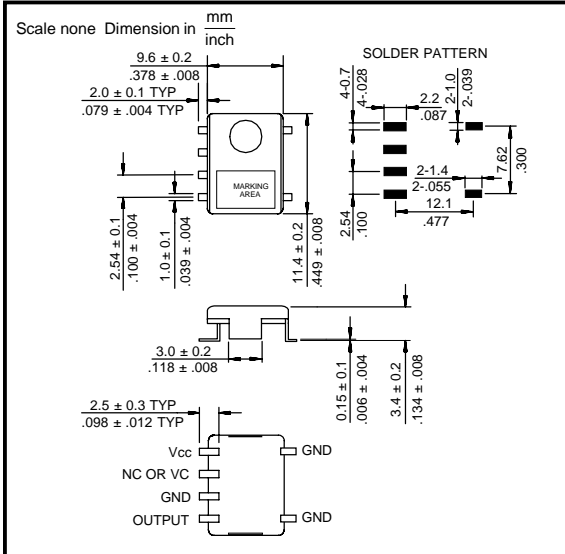
SPECIFICATIONS

SERIES		RTX-119	RTV-119
FREQUENCY RANGE		9.60MHz TO 32.00 MHz	9.60 MHz TO 32.00 MHz
FREQUENCY STABILITY OVER TEMPERATURE RANGE†		±2.5 PPM OVER -30°C TO +75°C	±2.5 PPM OVER -30°C TO +75°C
FREQUENCY STABILITY OVER SUPPLY VOLTAGE VARIATION		±0.2 PPM AT 5.0 V ± 5% ±0.2 PPM AT 3.0 V ± 5%	±0.2 PPM AT 5.0 V ± 5% ±0.2 PPM AT 3.0 V ± 5%
FREQUENCY STABILITY OVER LOAD VARIATION		±0.3 PPM AT 10 KOHM // 10 pF	±0.3 PPM AT 10 KOHM // 10 pF
AGING		±1 PPM PER YEAR MAX	±1 PPM PER YEAR MAX
OPERABLE TEMPERATURE RANGE		-40°C TO +85°C	-40°C TO +85°C
INPUT	VOLTAGE	+5.0 VDC ± 5% VDC OR +3.0 VDC ± 5%	+5.0 VDC ± 5% VDC OR +3.0 VDC ± 5%
	CURRENT	2.0 mA MAX (9.60 MHz TO 19.999 MHz) 3.0 mA MAX (20.00 MHz TO 32.00 MHz)	2.0 mA MAX (9.60 MHz TO 19.999 MHz) 3.0 mA MAX (20.00 MHz TO 32.00 MHz)
OUTPUT	WAVEFORM†	CLIPPED SINEWAVE	CLIPPED SINEWAVE
	LEVEL	1.0 V P-P FOR +5.0 VDC ± 5% 0.8 V P-P FOR +3.0 VDC ± 5%	1.0 V P-P FOR +5.0 VDC ± 5% 0.8 V P-P FOR +3.0 VDC ± 5%
	LOAD	10 K OHM // 10 pF	10 K OHM // 10PF
FREQUENCY ADJUSTMENT		±3 PPM MIN BY INTERNAL TRIMMER	±3 PPM MIN BY INTERNAL TRIMMER
FREQUENCY DEVIATION†		N/A	S: ±4.5 PPM TO ±7.5 PPM AT +1.5 V ±1.0 VDC Y: ±8 PPM TO ±15 PPM AT +2.5 V ±2.0 VDC



† OTHER STABILITIES OVER TEMPERATURE, WAVEFORMS AND FREQUENCY DEVIATIONS ARE AVAILABLE. CONSULT RALTRON FOR OTHER SPECIFICATIONS.

OUTLINE DRAWING



PACKAGING

180 mm REEL DIAMETER, 24 mm TAPE WIDTH, 16 mm PITCH
QUANTITY: 1000 PIECES PER REEL

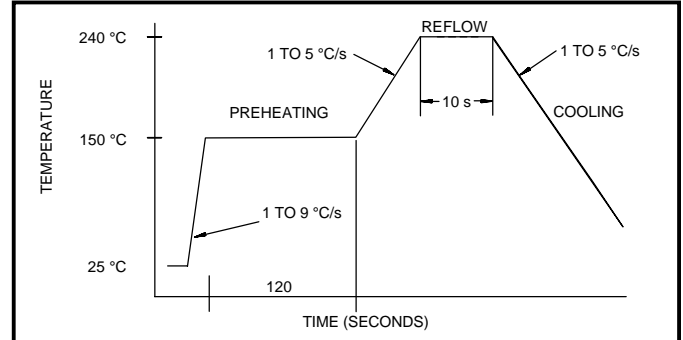
PART NUMBERING SYSTEM

TYPE	REVISION	SERIES	FREQUENCY STABILITY	TEMPERATURE RANGE	VOLTAGE	FREQUENCY CONTROL (RTV ONLY)	TRIMMER	WAVEFORM	FREQUENCY
RTX RTV	TBD*	119	E: ±2.5 PPM	F1: -30°C TO 75°C	3: +3.0 VDC ± 5% 5: +5.0 VDC ± 5%	S: ±4.5 PPM TO ±7.5 PPM (+1.5 V ±1.0 V) Y: ±8 PPM TO ±15 PPM (+2.5 V ±2.0 V)	T	S: CLIPPED SINE	IN MHz

EXAMPLE: RTV*-119EF13S-TS-14.31818

* REVISION IS ASSIGNED DURING MANUFACTURING

REFLOW SOLDERING PROFILE



CARRIER TAPE DIMENSIONS

