


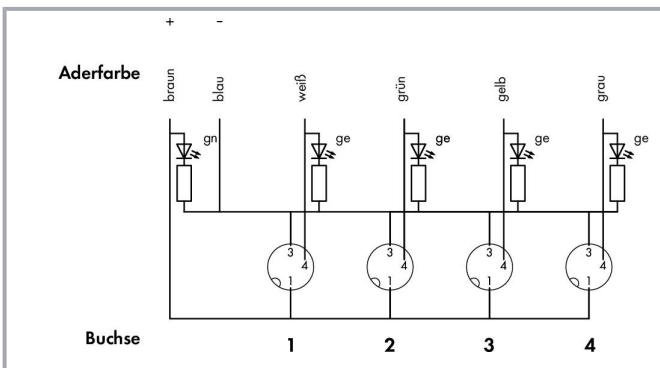
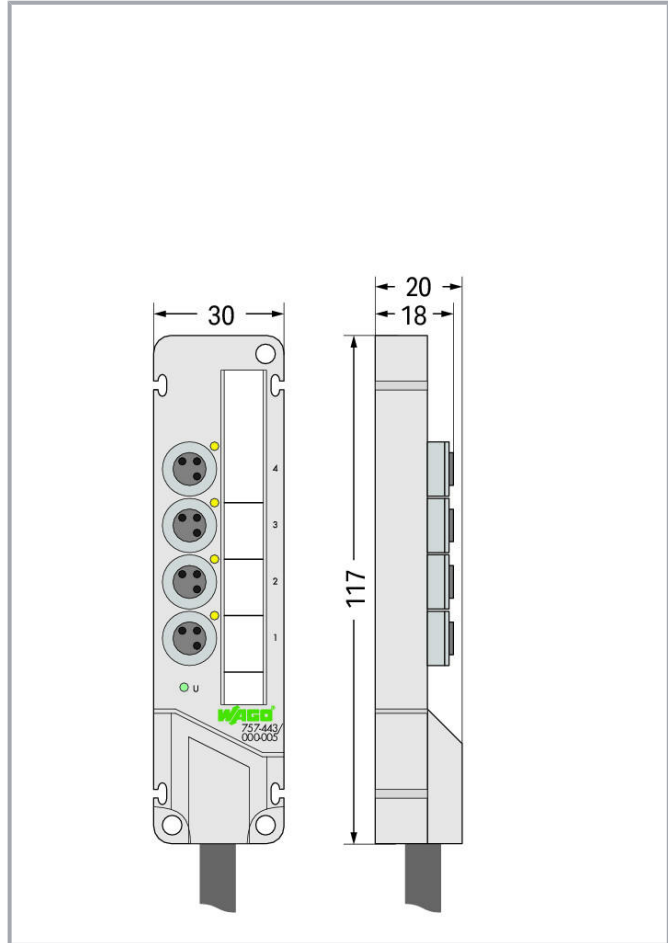
Data sheet | Item number: 757-443/000-005

M8 sensor/actuator box; 4-way; 3-pole; 5m connecting cable

www.wago.com/757-443/000-005



i Picture differs from the item.



Subject to changes. Please also observe the further product documentation!

WAGO Kontakttechnik GmbH & Co. KG
Hansastr. 27
32423 Minden
Phone: +49571 887-0 | Fax: +49571 887-169
Email: info.de@wago.com | Web: www.wago.com

Do you have any questions about our products?
We are always happy to take your call at +49 (571) 887-44222.



Item description

- M8 sensor/actuator box, 4-way
- 3-pole (1 signal per contact)
- Cable length: 5 and 10 m
- Green LED operating indicator
- Yellow LED status indicator
- incl. marker strips (WMB markers can also be used)
- incl. M8 protective caps (2 pcs)

Data

Technical data

Contact resistance (max.)	0.01 Ω
Supply voltage	10 ... 30 VDC; Rated voltage: 32 V ~ rms
Current carrying capacity (signal connections)	2 A
Current carrying capacity (supply connections)	6 A
Rated value of electrical isolation	500 V
Functionally separated potential groups	Kontakt/Kontakt
Insulation resistance	1000 M Ω
Signal characteristic	PNP
Indicators	LED yellow: Signal status (1 x per contact); LED (U) green: Sensor /actuator box status

Connection data

Connection technology: inputs/outputs	4 x M8 socket; 3-pole
Connection technology: trunk cable	1 x Fixed connecting cable
Length of connecting cable	5 m
Strip length	100 mm / 3.94 inch
Wire colors	white, green, yellow, gray, brown, blue
Cable design	Wire cross-section: 0.34 mm ² ; Wire cross-section 2: 0.75 mm ²

Physical data

Width	30 mm / 1.181 inch
Height	20 mm / 0.787 inch
Depth	117 mm / 4.606 inch

Subject to changes. Please also observe the further product documentation!

WAGO Kontakttechnik GmbH & Co. KG
 Hansastr. 27
 32423 Minden
 Phone: +49571 887-0 | Fax: +49571 887-169
 Email: info.de@wago.com | Web: www.wago.com

Do you have any questions about our products?
 We are always happy to take your call at +49 (571) 887-44222.



Mechanical data

Mounting type	Screw mounting
---------------	----------------

Material data

Housing material	PA 66 (UL 94 V0); RAL 7035; silicon and halogen free
Halogen-free	Yes
Sheathed cable diameter	6.4 mm
Bending radius	10 x cable diameter (min.) for flexible application
Material properties of the connections	Contact: CuSn, nickel base-coat plating and 0.8 µm gold-plated; Threaded bush: die-cast Zn, nickel-plated; Seal: Viton; 50 mating cycles
Sheath material	PUR
Sheathed cable color	black
Encapsulation	Fully encapsulated with conformal coating (UL 94 V0)

Environmental requirements

Surrounding air temperature (operation)	-25 ... 80 °C
Surrounding air (operating) temperature (dynamic)	-5 ... +80 °C
Surrounding air (operating) temperature (static)	-40 ... +80 °C
Protection type	IP68
Note on protection type	72 h at a depth of 1 m under water per EN 60529 in the fully locked position with its plugs or protective caps
Pollution degree (5)	3 per VDE 0110
Vibration resistance	per IEC 60068-2-6
Shock resistance	per IEC 60068-2-27

Commercial data

PU (SPU)	1 Stück
Packaging type	box
Country of origin	DE
GTIN	4044918978583
Customs tariff number	85366990990

Approvals / Certificates


UL-Approvals

Certificate

Subject to changes. Please also observe the further product documentation!



WAGO Kontakttechnik GmbH & Co. KG
 Hansastr. 27
 32423 Minden
 Phone: +49571 887-0 | Fax: +49571 887-169
 Email: info.de@wago.com | Web: www.wago.com

Do you have any questions about our products?
 We are always happy to take your call at +49 (571) 887-44222.

Logo	Approval	Additional Approval Text	name
	UL UL International Germany GmbH (ORDINARY LOCATIONS)	UL 508	E175199 Sec.5

Optional accessories

Marking accessories

Marking strip			
	Item no.: 757-041 Marking strips; cut to a defined length; not stretchable; plain; snap-on type		www.wago.com/757-041
Marking device			
	Item no.: 210-110 Fiber-tip pen		www.wago.com/210-110

Downloads

Documentation

System Description

Sensor/Actuator Boxes – General Product Information		pdf 537.3 kB	Download
---	--	-----------------	----------

Additional Information

Disposal; Electrical and electronic equipment, Packaging	V 1.0.0	pdf 265.8 kB	Download
--	---------	-----------------	----------

CAD/CAE-Data

CAD data

2D/3D Models 757-443/000-005	URL	Download
------------------------------	-----	----------

CAE data

EPLAN Data Portal 757-443/000-005	URL	Download
-----------------------------------	-----	----------

WSCAD Universe 757-443/000-005	URL	Download
--------------------------------	-----	----------

ZUKEN Portal 757-443/000-005	URL	Download
------------------------------	-----	----------

Subject to changes. Please also observe the further product documentation!

WAGO Kontakttechnik GmbH & Co. KG
Hansastr. 27
32423 Minden
Phone: +49571 887-0 | Fax: +49571 887-169
Email: info.de@wago.com | Web: www.wago.com

Do you have any questions about our products?
We are always happy to take your call at +49 (571) 887-44222.



EPLAN Data Portal 757-443/000-005	URL	Download
WSCAD Universe 757-443/000-005	URL	Download

Environmental Product Compliance

Compliance Search

Environmental Product Compliance 757-443/000-005 M8 sensor/actuator box; 4-way; 3-pole; 5m connecting cable	URL	Download
--	---------------------	--------------------------

Installation Notes

Subject to changes. Please also observe the further product documentation!

WAGO Kontakttechnik GmbH & Co. KG
Hansastr. 27
32423 Minden
Phone: +49571 887-0 | Fax: +49571 887-169
Email: info.de@wago.com | Web: www.wago.com

Do you have any questions about our products?
We are always happy to take your call at +49 (571) 887-44222.