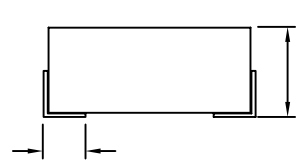
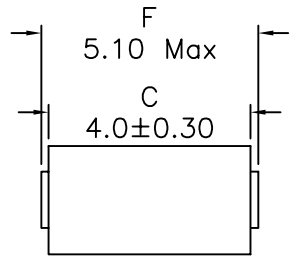
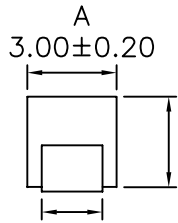


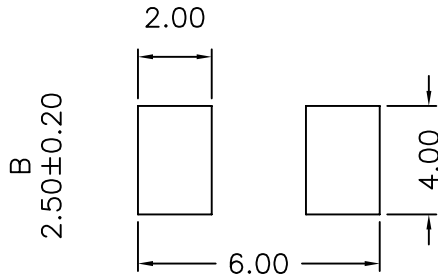
1. Mechanical Dimensions:



D
1.50±0.50



1.25 Ref




Suggested Pad Layout

Notes:

1. Solderability: Leads shall meet MIL-STD-202G, Method 208H for solderability.
2. Flammability: UL94V-0
3. ASTM oxygen index: > 28%
4. Insulation System: Class F 155°C. UL file E151556
5. Operating Temperature Range: All listed parameters are to be within tolerance from -40°C to +85°C
6. Storage Temperature Range: -55°C to +125°C
7. Aqueous wash compatible
8. SMD Lead Coplanarity: ±0.004"(0.102mm)
9. Electrical and mechanical specifications 100% tested
10. RoHS Compliant Component

DOC REV: A/5

2. Schematic:



3. Electrical Specifications:

Impedance: 23 Ohms Min @25MHz

Impedance: 37.6–56.4 Ohms @100MHz

DCR: 0.60mOhms Max

Rated Current: 5A

Hipot: 500Vdc, Wdg. to Core

PROPRIETARY

Document is the property of XFMRs Group & is not allowed to be duplicated without authorization.

XFMRs Inc www.XFMRs.com	Title: SURFACE MOUNT BEADS		
	UNLESS OTHERWISE SPECIFIED TOLERANCES: .xx 0.25 Dimensions in MM	P/N: XFBPH-C8-403025	REV A
SHT 1 OF 1	DWN.	Juan Mao	Aug-17-11
	CHK.	YK Liao	Aug-17-11
	APP.	BW	Aug-17-11