


# 1/4" x 1 1/4" Fast-Acting Ceramic Tube Fuses

## ABC Series

### Description

- Fast-acting
- Optional axial leads available
- 1/4" x 1 1/4" (6.4 x 31.7mm) physical size
- Ceramic tube, nickel-plated brass endcap construction
- UL Listed product meets standard 248-14



| Electrical Characteristics |                     |
|----------------------------|---------------------|
| % of Amp Rating            | Opening Time        |
| 100%                       | 4 Hours Minimum     |
| 135%                       | 60 Minutes maximum  |
| 200%                       | 120 Seconds Maximum |

### Agency Information

- UL Listed: Guide JDYX & File E19180.
- UL Recognition: Guide JDYX2 & File E19180.
- CSA Certification: Class 1422-01 & 1422-03, File 53787.

### Environmental Data

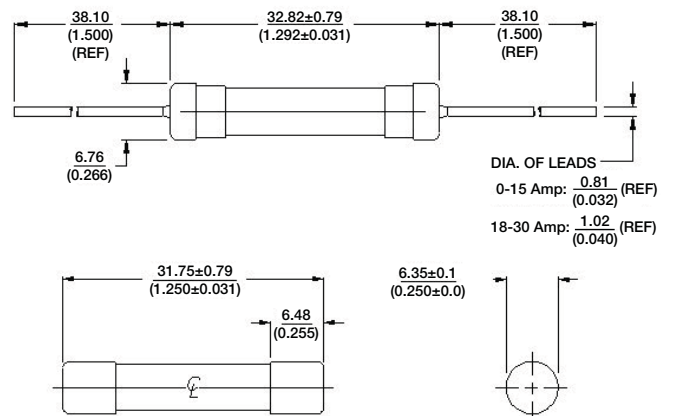
- Shock: 1/4-30A – MIL-STD-202, Method 213, Test Condition J
- Vibration: 1/4-30A – MIL-STD-202, Method 204, Test Condition C (Except 5g, 500HZ)

### Ordering

- Specify packaging, product, and option code

### Dimensions - mm (in)

Drawing Not to Scale



### Specifications

| Part Number | Voltage Ratings |     | Vac Interrupting Ratings* (amps) |        | Vdc Interrupting Ratings (amps) |      | Typical DC Cold Resistance (Ω)** | Typical Pre-Arc I <sup>2</sup> t AC† | Typical Voltage Drop (mV)‡ | Agency Approvals |    |     |
|-------------|-----------------|-----|----------------------------------|--------|---------------------------------|------|----------------------------------|--------------------------------------|----------------------------|------------------|----|-----|
|             | Vac             | Vdc | 250                              | 125    | 125                             | 75   |                                  |                                      |                            | UL               | UR | CSA |
| ABC-1/4-R   | 250             | 125 | 35                               | 10,000 | 10,000                          | –    | 2.950                            | 0.0020                               | 0.35                       | X                |    | X   |
| ABC-1/2-R   | 250             | 125 | 35                               | 10,000 | 10,000                          | –    | 0.587                            | 0.0390                               | 0.41                       | X                |    | X   |
| ABC-3/4-R   | 250             | 125 | 35                               | 10,000 | 10,000                          | –    | 0.300                            | 0.1450                               | 0.32                       | X                |    | X   |
| ABC-1-R     | 250             | 125 | 35                               | 10,000 | 10,000                          | –    | 0.1950                           | 0.4310                               | 0.3                        | X                |    | X   |
| ABC-1-1/2-R | 250             | 125 | 100                              | 10,000 | 10,000                          | –    | 0.131                            | 1.1630                               | 0.28                       | X                |    | X   |
| ABC-2-R     | 250             | 125 | 100                              | 10,000 | 10,000                          | –    | 0.0890                           | 2.1670                               | 0.31                       | X                |    | X   |
| ABC-2-1/2-R | 250             | 125 | 100                              | 10,000 | 10,000                          | –    | 0.061                            | 4.4670                               | 0.23                       | X                |    | X   |
| ABC-3-R     | 250             | 125 | 100                              | 10,000 | 10,000                          | –    | 0.047                            | 6.55                                 | 0.14                       | X                |    | X   |
| ABC-4-R     | 250             | 125 | 200                              | 10,000 | 10,000                          | –    | 0.031                            | 22.28                                | 0.17                       | X                |    | X   |
| ABC-5-R     | 250             | 125 | 200                              | 10,000 | 10,000                          | –    | 0.026                            | 32.83                                | 0.22                       | X                |    | X   |
| ABC-6-R     | 250             | 125 | 200                              | 10,000 | 10,000                          | –    | 0.021                            | 58                                   | 0.19                       | X                |    | X   |
| ABC-7-R     | 250             | 125 | 200                              | 10,000 | 10,000                          | –    | 0.016                            | 109.33                               | 0.17                       | X                |    | X   |
| ABC-8-R     | 250             | 125 | 200                              | 10,000 | 10,000                          | –    | 0.014                            | 116.5                                | 0.19                       | X                |    | X   |
| ABC-10-R    | 250             | 125 | 200                              | 10,000 | 10,000                          | –    | 0.011                            | 208.8                                | 0.15                       | X                |    | X   |
| ABC-12-R    | 250             | 125 | 750                              | 10,000 | 10,000                          | –    | 0.0068                           | 133.3                                | 0.1                        | X                |    | X   |
| ABC-15-R    | 250             | 125 | 750                              | 10,000 | 10,000                          | –    | 0.00553                          | 200.2                                | 0.1                        | X                |    | X   |
| ABC-18-R    | 250             | –   | 400                              | 1000   | –                               | –    | 0.00465                          | 400                                  | 0.1                        |                  | X  | X   |
| ABC-20-R    | 250             | 125 | 400                              | 1000   | 10,000                          | –    | 0.00366                          | 550.8                                | 0.1                        |                  | X  | X   |
| ABC-25-R    | 250             | 125 | 200                              | 1000   | 400                             | 1000 | 0.0028                           | 839.3                                | 0.09                       |                  | X  | X†† |
| ABC-30-R    | 250             | 125 | 200                              | 1000   | 400                             | 1000 | 0.002225                         | 1429                                 | 0.09                       |                  | X  | X†† |

\* Interrupting ratings measured at 70% - 80% power factor on AC. The interrupting ratings for 18A and 20A were measured at 85% - 95% power factor on AC. The interrupting ratings for 25A and 30A were measured at 89% power factor on AC.

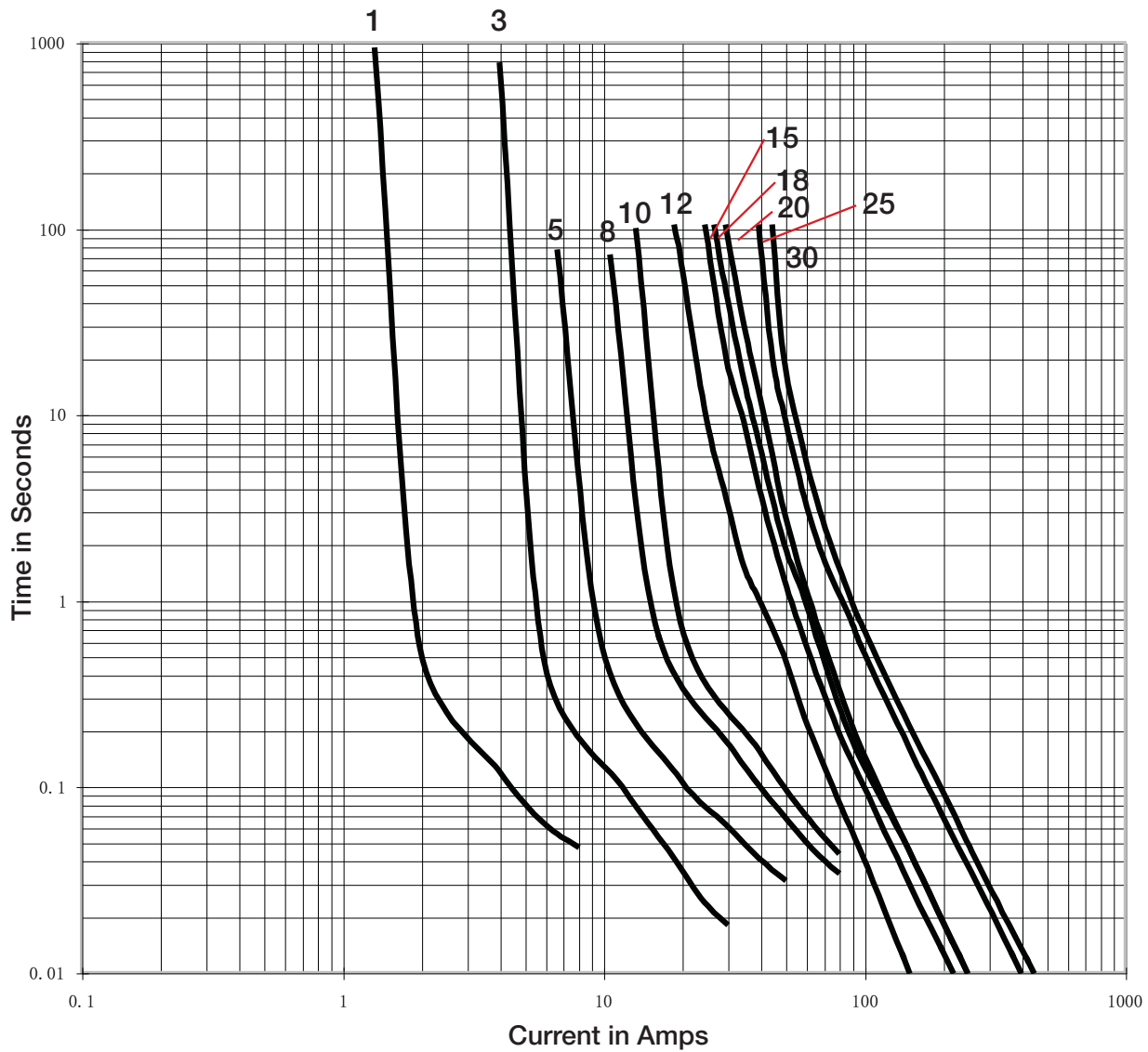
\*\* Typical DC cold resistance measured at <10% of rated current.

† Typical melting I<sup>2</sup>t measured at listed interrupting rating and rated voltage.

‡ Typical voltage drop measured at 25°C±3°C ambient temperature at rated current.

†† CSA approvals for 25A and 30A are at 125Vac - IR 1000A and 125Vdc - IR 400A (IR 1000A at 75Vdc)

## Time-Current Curve



| Packaging Code |  |
|----------------|--|
| Packaging Code | Description                                |
| <b>BK</b>      | 100 fuses packed into a cardboard carton   |
| <b>BK1</b>     | 1,000 fuses packed into a cardboard carton |
| <b>BK8</b>     | 8,000 fuses packed into a cardboard carton |

| Option Code |  |
|-------------|--|
| Option Code | Description  |
| <b>V</b>    | Axial leads - copper tinned wire with nickel plated brass overcaps |

The only controlled copy of this Data Sheet is the electronic read-only version located on the Cooper Bussmann Network Drive. All other copies of this document are by definition uncontrolled. This bulletin is intended to clearly present comprehensive product data and provide technical information that will help the end user with design applications. Cooper Bussmann reserves the right, without notice, to change design or construction of any products and to discontinue or limit distribution of any products. Cooper Bussmann also reserves the right to change or update, without notice, any technical information contained in this bulletin. Once a product has been selected, it should be tested by the user in all possible applications.

Life Support Policy: Cooper Bussmann does not authorize the use of any of its products for use in life support devices or systems without the express written approval of an officer of the Company. Life support systems are devices which support or sustain life, and whose failure to perform, when properly used in accordance with instructions for use provided in the labeling, can be reasonably expected to result in significant injury to the user.