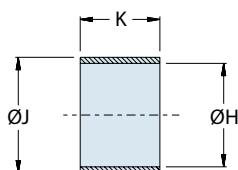
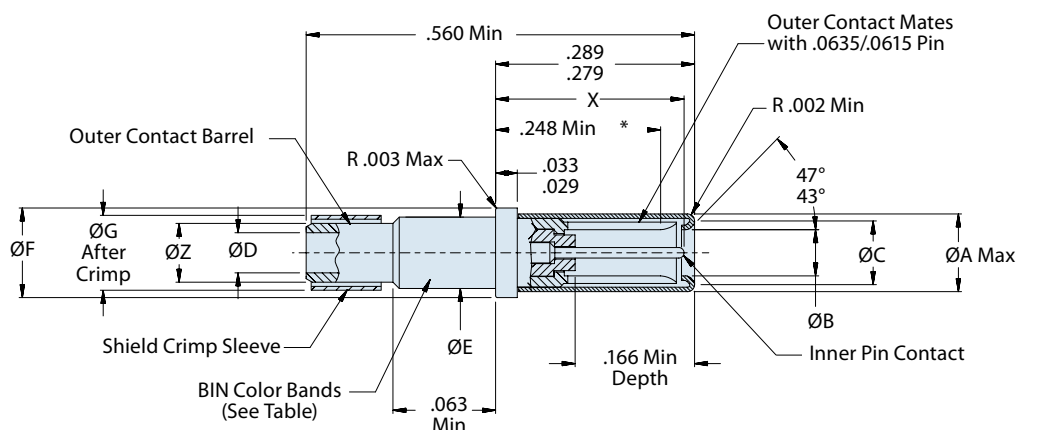


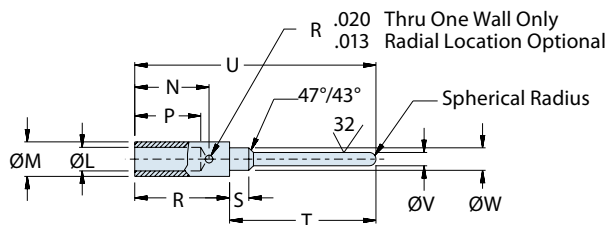
D38999
 Series II

Size #16 Coaxial Socket Contacts for MIL-DTL-38999 Series II Connectors


These #16 socket contacts accept 50 ohm and 75 ohm coaxial cable. Inner contact is rated at 1 amp, the outer contact 12 amps. DWV rating is 800 Vac rms sea level, 250 Vac at 50,000 feet. Contacts are packaged individually and are unassembled with instruction sheet. One contact consists of outer contact, fluorocarbon dielectric, inner contact and shield crimp sleeve. Inner and outer contacts are gold-plated copper alloy. Approved to SAE AS39029. VSWR rating 1.5:1 maximum up to 700 MHz. 5000 megohm insulation resistance. Mates with: M39029/76.

B


Shield Crimp Sleeve



Inner Pin Contact

Material and Finish

Contact Body: Copper Alloy/Gold Plated
 Hood: Stainless Steel/Passivated
 Center Contact: Copper Alloy/Gold Plated
 Crimp Sleeve: Copper Alloy/Gold Plated
 Insulator: Teflon

* Indicates point at which a square ended pin of the same basic diameter as the mating contact first engages the outer contact spring

M39029/78
852-010
Size 16 Coaxial Socket



Type	Cable Accommodation	Part Number	Military Part Number	Color Band		
				1st	2nd	3rd
Socket	M17/119-RG174, M17/113-RG316, M17/094-RG179, Times AA3248, Teledyne 11299, Haveg 8100207, Thermax 75-738-BCCWXE, Tensolite 3088/L707YX-1	852-010-16-432	M39029/78-432	Yellow	Orange	Red
	M17/093-RG178	852-010-16-433	M39029/78-433	Yellow	Orange	Orange
	Haveg 61-02051, Revere WH95623	852-010-16-434	M39029/78-434	Yellow	Orange	Yellow
	Haveg 30-00761, Haveg 30-02024, Haveg 30-02033, Tensolite 24713/A955KK1, Tensolite 26723/A955K1	852-010-16-435	M39029/78-435	Yellow	Orange	Green

BIN Code	ØA Max	ØB	ØC	ØD Min	ØE	ØF	ØG Max	ØH Min	ØJ Max	K	ØL Min
432	.113 (2.9)	.068 (1.73) .065 (1.65)	.089 (2.3) .084 (2.1)	.670 (17.0)	.103 (2.62) .101 (2.57)	.130 (3.3) .127 (3.2)	.108 (2.7)	.105 (2.7)	.120 (3.0)	.105 (2.7) .095 (2.4)	.0210 (0.5)
433	.113 (2.9)	.068 (1.73) .065 (1.65)	.089 (2.3) .084 (2.1)	0.575 (14.6)	.103 (2.62) .101 (2.57)	.130 (3.3) .127 (3.2)	.108 (2.7)	.094 (2.4)	.120 (3.0)	.105 (2.7) .095 (2.4)	.0210 (0.5)
434	.113 (2.9)	.068 (1.73) .065 (1.65)	.089 (2.3) .084 (2.1)	.670 (17.0)	.103 (2.62) .101 (2.57)	.130 (3.3) .127 (3.2)	.108 (2.7)	.105 (2.7)	.120 (3.0)	.105 (2.7) .095 (2.4)	.0355 (0.9)
435	.113 (2.9)	.068 (1.73) .065 (1.65)	.089 (2.3) .084 (2.1)	0.575 (14.6)	.103 (2.62) .101 (2.57)	.130 (3.3) .127 (3.2)	.108 (2.7)	.094 (2.4)	.120 (3.0)	.105 (2.7) .095 (2.4)	.0270 (0.7)

BIN Code	ØM Max	N Min	P	R	S	T	U Ref	ØV	ØW	X	ØZ Max
432	.046 (1.2)	.103 (2.6)	.094 (2.4) .087 (2.2)	.125 (3.2) .119 (3.0)	.079 (2.0) .073 (1.9)	.269 (6.83) .266 (6.76)	.3895 (9.9)	.0155 (.39) .0145 (.37)	.030 (0.8) .028 (0.7)	.274 (7.0) .264 (6.7)	.085 (2.2)
433	.046 (1.2)	.103 (2.6)	.094 (2.4) .087 (2.2)	.125 (3.2) .119 (3.0)	.079 (2.0) .073 (1.9)	.269 (6.83) .266 (6.76)	.3895 (9.9)	.0155 (.39) .0145 (.37)	.030 (0.8) .028 (0.7)	.274 (7.0) .264 (6.7)	.076 (1.9)
434	0.052 (1.3)	.103 (2.6)	.094 (2.4) .087 (2.2)	.125 (3.2) .119 (3.0)	.079 (2.0) .073 (1.9)	.269 (6.83) .266 (6.76)	.3895 (9.9)	.0155 (.39) .0145 (.37)	.030 (0.8) .028 (0.7)	.274 (7.0) .264 (6.7)	.085 (2.2)
435	.046 (1.2)	.103 (2.6)	.094 (2.4) .087 (2.2)	.125 (3.2) .119 (3.0)	.079 (2.0) .073 (1.9)	.269 (6.83) .266 (6.76)	.3895 (9.9)	.0155 (.39) .0145 (.37)	.030 (0.8) .028 (0.7)	.274 (7.0) .264 (6.7)	.076 (1.9)

Inner Contact		Outer Contact		Insertion Tool	Extraction Tool
Basic Crimping Tool	Positioner	Basic Crimping Tool	Positioner		
M22520/2-01	M22520/2-35	M22520/4-01	M22520/4-02	M81969/8-07 or M81969/14-03	M81969/8-08 or M81969/14-03