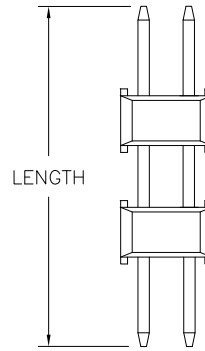
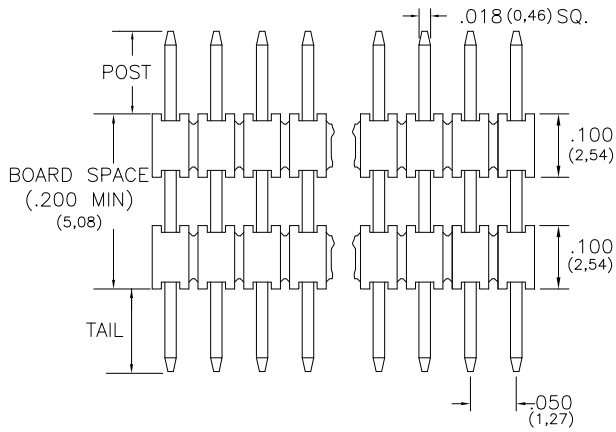
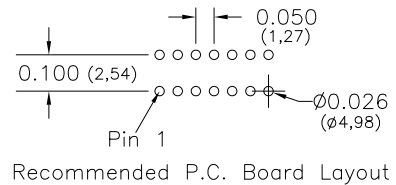
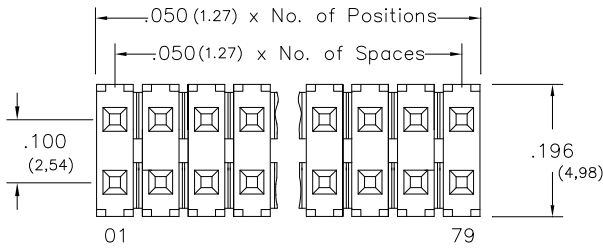


# Major League Electronics .050x.100 cl Board Stacker Terminal Strips - Custom



Length – Board Space – Tail Length = Post Height

Tails may be clipped to achieve desired pin length

## Ordering Information

BSTC-6 [XX] D - [XX] - [XX] - [XX] - [XX] - [XX] - LF

Pins Per Row  
01 - 40

Row Specification  
D = Dual Row

Desired Tail Length  
Please specify  
e.g. .100 (2.54) = 100

Lead Free

Polarized Position  
Leave blank if not needed  
If required, specify empty pin position, e.g. 012 for Pin 12

Desired Board Space  
Please specify  
e.g. .200 (5.08) = 200

| Pin Options |         |    |
|-------------|---------|----|
| Length      |         |    |
| .410        | 10.41mm | 08 |
| .425        | 10.80mm | 11 |
| .450        | 11.43mm | 14 |
| .505        | 12.83mm | 16 |
| .555        | 14.10mm | 20 |
| .610        | 15.49mm | 22 |
| .625        | 15.88mm | 24 |
| .650        | 16.51mm | 26 |
| .705        | 17.91mm | 28 |
| .755        | 19.18mm | 30 |
| .825        | 20.96mm | 32 |
| 1.050       | 26.67mm | 40 |

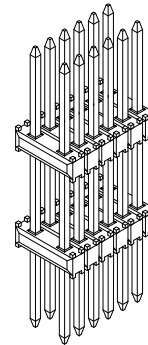
| Plating Options |  |
|-----------------|--|
| G               | 10µ Gold on Contact Area / Flash on Tail     |
| T               | Matte Tin All Over                           |
| GT              | 10µ Gold on Contact Area / Matte Tin on Tail |
| H               | 30µ Gold on Contact Area / Matte Tin on Tail |
| F               | Gold Flash over Entire Pin                   |

## Specifications

Current Rating: 1.0 Ampere  
 Insulation Resistance: 1000MΩ Min.  
 Dielectric Withstanding: 300V AC  
 Contact Resistance: 20 mΩ Max.  
 Operating Temperature: -40°C to + 105°C  
 Max. Process Temperature:  
 Peak: 260°C up to 10 secs.  
 Process: 230°C up to 60 secs.  
 Wave: 260°C up to 6 secs.  
 Manual Solder: 350°C up to 5 secs.

## Materials

Contact Material: Phosphor Bronze  
 Insulator Material: Nylon 6T  
 Plating: Au or Sn over 50µ" (1.27) Ni



Mates with:  
LSSHs,  
SMSS,  
SSHs

Products cut to specific sizes are uncancellable/nonreturnable

Parts are subject to change without notice

**BSTC-6-D SERIES**

Board Stacker Terminal Strips

08 APR 11

Scale  
NTS

UNLESS OTHERWISE SPECIFIED  
DIMENSIONS IN INCHES (MM)  
TOLERANCES ARE:

ONE PLACE DECIMALS ±.100  
TWO PLACE DECIMALS ±.010  
THREE PLACE DECIMALS ±.005  
FOUR PLACE DECIMALS ±.0020  
ANGLES  
±.5°



4235 Earnings Way, New Albany, Indiana, 47150, USA  
 1-800-782-3486 (USA/Canada/Mexico)  
 Tel: 812-944-7244  
 Fax: 812-944-7268  
 E-mail: mle@mlelectronics.com  
 Web: www.mlelectronics.com

Edition  
1

Sheet  
1/1