

PLEASE CHECK WWW.MOLEX.COM FOR LATEST PART INFORMATION

Part Number: [0015474031](#)
Status: **Active**
Overview: [cgrid_sl_products](#)
Description: 2.54mm (.100") C-Grid SL™ Single Row, Female, Version C Receptacle, 3 Circuits

Documents:

[3D Model](#) [Product Specification PS-70430 \(PDF\)](#)
[Drawing \(PDF\)](#) [RoHS Certificate of Compliance \(PDF\)](#)

Agency Certification

CSA LR19880
 UL E29179

General

Product Family FFC/FPC Connectors
 Series [70430](#)
 Overview [cgrid_sl_products](#)
 Product Name SL™

Physical

Circuits (Loaded) 3
 Color - Resin Black
 Contact Position N/A
 Durability (mating cycles max) 50
 Entry Angle Vertical
 Flammability 94V-0
 Material - Metal Phosphor Bronze
 Material - Plating Mating Gold
 Material - Plating Termination Tin
 Material - Resin Polyester Alloy
 Number of Rows 1
 Orientation Vertical
 PCB Retention None
 Packaging Type Tube
 Pitch - Mating Interface (in) 0.100 In
 Pitch - Mating Interface (mm) 2.54 mm
 Plating min: Mating (µin) 15
 Plating min: Mating (µm) 0.375
 Plating min: Termination (µin) 75
 Plating min: Termination (µm) 1.875
 Polarized to PCB No
 Stackable Yes
 Temperature Range - Operating -40°C to +105°C
 Termination Interface: Style IDT or Pierce
 Wire/Cable Type FFC/FPC

Electrical

Current - Maximum per Contact 1A, 2A
 Voltage - Maximum 250V

Material Info

Old Part Number 70430-0212

Reference - Drawing Numbers

Product Specification PS-70430
 Sales Drawing SDA-70430-0211-0234

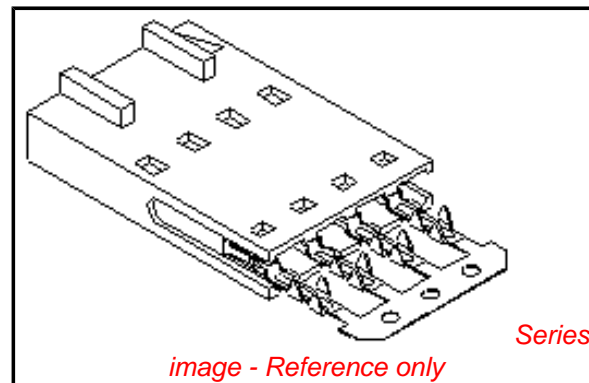


image - Reference only

EU RoHS

**ELV and RoHS
 Compliant
 REACH SVHC
 Not Reviewed
 Halogen-Free
 Status**

China RoHS



**Need more information on product
 environmental compliance?**

Email productcompliance@molex.com
 For a multiple part number RoHS Certificate of
 Compliance, [click here](#)

Please visit the [Contact Us](#) section for any
 non-product compliance questions.

Search Parts in this Series

[70430Series](#)

Mates With

70544, 70546 straight and 70554, 70556
 right angle polarized headers

Application Tooling | FAQ

*Tooling specifications and manuals are
 found by selecting the products below.
 Crimp Height Specifications are then
 contained in the Application Tooling
 Specification document.*

Global

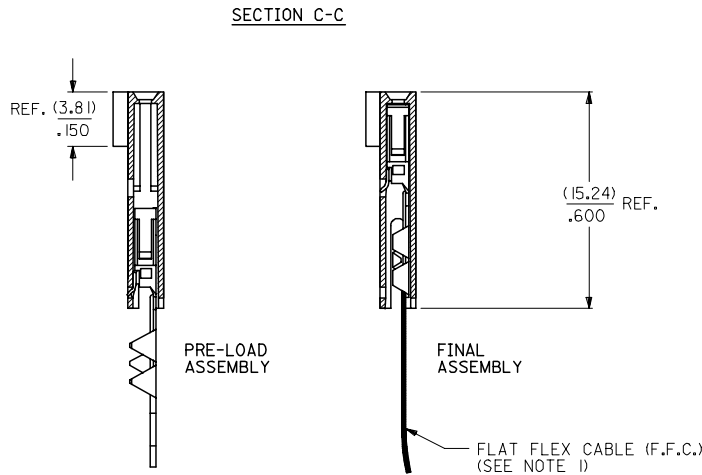
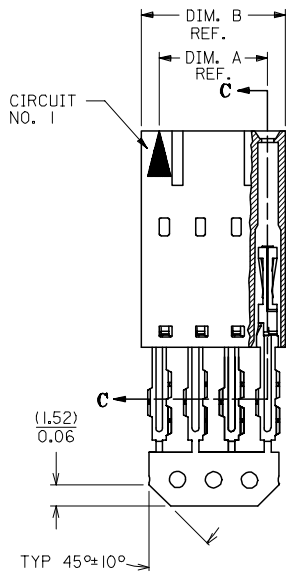
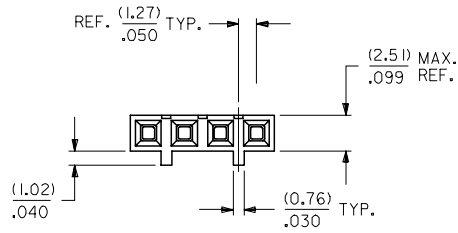
| Description | Product # |
|--|----------------------------|
| Manual Ribbon Cable Cutter Hand Tool | 0638170100 |
| Tool Kit for Standard Manual Press FFC | 0622007400 |
| Standard Manual Press for FFC | 0622007800 |
| TM-42™ FFC and SL™ Termination Kit | 0622018700 |

TM-42™ FFC and 0622020800
SL™ Press and
Termination Kit for
110v applications

This document was generated on 05/18/2010

PLEASE CHECK WWW.MOLEX.COM FOR LATEST PART INFORMATION

"C" - OPTION



NOTES:

- 1) PRE LOADED ASSEMBLY TO BE USED WITH (0.30)/.012 MAX. THICK FLAT FLEX CABLE WITH (1.57)/.062 WIDE COPPER CONDUCTORS ON (2.54)/.100 CENTERS OR, (0.13)/.005 - (0.28)/.011 THICK MYLAR WITH (1.02)/.040 - (1.65)/.065 WIDE SILVER INK CONDUCTORS ON (2.54)/.100 CENTERS.
- 2) STANDARD PACKING PER PK70873-0001 SHALL BE USED.
- 3) SEE CHART FOR CIRCUIT SIZES, 'A' AND 'B' DIMENSIONS.
- 4) TWO (2) CIRCUIT ASSEMBLIES SUPPLIED AS GROUPED PAIRS.
- 5) PART MATES WITH (0.64)/.025 SQ. PINS, (8.13)/.320 TO (5.08)/.200 LONG ON (2.54)/.100 CENTERS.
- 6) REFER TO SDA-70430-**** (SHEET 3) FOR MINOR VARIATIONS TO 'G' OPTION HOUSINGS.
- 7) PARTS CONFORM TO CLASS B OF COSMETIC SPECIFICATION PS-45499-002.

HOUSING MATERIAL: GLASS FILLED POLYESTER, UL 94V-0.
 TERMINAL MATERIAL: PHOSPHOR BRONZE.
 PLATING: 15 GOLD - .000015 MINIMUM GOLD PLATE IN SELECT AREA,
 .000075 MINIMUM TIN PLATE IN SELECT AREA,
 .000050 MINIMUM NICKEL PLATE OVERALL.

| CONTACT PLATING | COLOR CODE |
|-----------------|------------|
| TIN | NONE |
| 15 GOLD | YELLOW |
| 30 GOLD | RED |

| | | | | | | | |
|---|---|---|---------------------|------------------|--------------|--|--|
| ADD TOLERANCE FC NO: UCP2007-2849 DRAWN: JORGAN 2007/05/18 CHKD: MS BARRA 2007/05/21 APPR: SMILLER 2007/05/21 REVISIONS DESCRIPTION | QUALITY SYMBOLS | GENERAL TOLERANCES (UNLESS SPECIFIED) | DIMENSION STYLE | SCALE | DESIGN UNITS | THIRD ANGLE PROJECTION | |
| | =0 ∇=0 | mm INCH 4 PLACES ± --- ± --- 3 PLACES ± --- ± .010 2 PLACES ± 0.25 ± .015 1 PLACE ± 0.38 ± --- ANGULAR ±1/2° | MM/IN | 4:1 | INCH | DRAWN BY DATE RAS 1986/07/21 CHECKED BY DATE MJM 1986/07/21 APPROVED BY DATE WAZ 1986/07/21 MATERIAL NO. DOCUMENT NO. | TITLE ASSEMBLY, CONNECTOR FFC FEMALE SINGLE ROW (2.54)/.100 MOLEX INCORPORATED |
| | DRAFT WHERE APPLICABLE MUST REMAIN WITHIN DIMENSIONS | SEE TABLE | SDA-70430-0211-0234 | SHEET NO. 1 OF 1 | | | |
| | THIS DRAWING CONTAINS INFORMATION THAT IS PROPRIETARY TO MOLEX INCORPORATED AND SHOULD NOT BE USED WITHOUT WRITTEN PERMISSION | | | | | | |

| CKT. SIZE | EDP. NO. | ENG. NO. | A | B |
|-----------|-------------|------------|---------------|---------------|
| 2 | 015-47-402I | 70430-0211 | (2.54) .100 | (5.05) .199 |
| 3 | 015-47-403I | 70430-0212 | (5.08) .200 | (7.59) .299 |
| 4 | 015-47-404I | 70430-0213 | (7.62) .300 | (10.13) .399 |
| 5 | 015-47-405I | 70430-0214 | (10.16) .400 | (12.67) .499 |
| 6 | 015-47-406I | 70430-0215 | (12.70) .500 | (15.21) .599 |
| 7 | 015-47-407I | 70430-0216 | (15.24) .600 | (17.75) .699 |
| 8 | 015-47-408I | 70430-0217 | (17.78) .700 | (20.29) .799 |
| 9 | 015-47-409I | 70430-0218 | (20.32) .800 | (22.83) .899 |
| 10 | 015-47-410I | 70430-0219 | (22.86) .900 | (25.37) .999 |
| 11 | 015-47-411I | 70430-0220 | (25.40) 1.000 | (27.91) 1.099 |
| 12 | 015-47-412I | 70430-0221 | (27.94) 1.100 | (30.45) 1.199 |
| 13 | 015-47-413I | 70430-0222 | (30.48) 1.200 | (32.99) 1.299 |
| 14 | 015-47-414I | 70430-0223 | (33.02) 1.300 | (35.53) 1.399 |
| 15 | 015-47-415I | 70430-0224 | (35.56) 1.400 | (38.07) 1.499 |
| 16 | 015-47-416I | 70430-0225 | (38.10) 1.500 | (40.61) 1.599 |
| 17 | 015-47-417I | 70430-0226 | (40.64) 1.600 | (43.15) 1.699 |
| 18 | 015-47-418I | 70430-0227 | (43.18) 1.700 | (45.69) 1.799 |
| 19 | 015-47-419I | 70430-0228 | (45.72) 1.800 | (48.23) 1.899 |
| 20 | 015-47-420I | 70430-0229 | (48.26) 1.900 | (50.77) 1.999 |
| 21 | 015-47-421I | 70430-0230 | (50.80) 2.000 | (53.31) 2.099 |
| 22 | 015-47-422I | 70430-0231 | (53.34) 2.100 | (55.85) 2.199 |
| 23 | 015-47-423I | 70430-0232 | (55.88) 2.200 | (58.39) 2.299 |
| 24 | 015-47-424I | 70430-0233 | (58.42) 2.300 | (60.93) 2.399 |
| 25 | 015-47-425I | 70430-0234 | (60.96) 2.400 | (63.47) 2.499 |