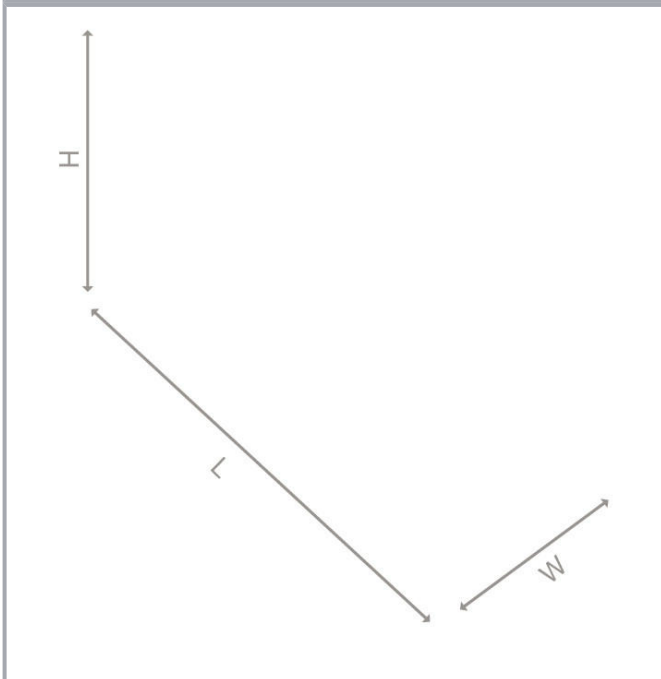
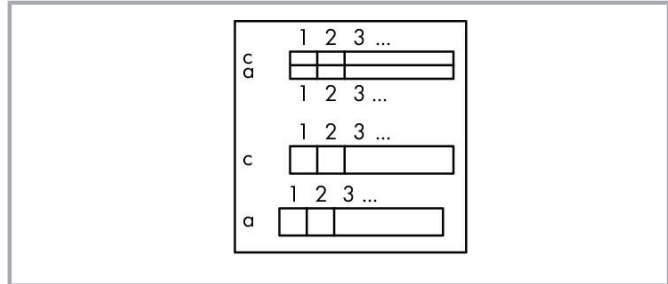



**Data sheet | Item number: 289-531**

Interface module; Pluggable connector per DIN 41612; 64-pole; Mating connector for solder connection; Vertical mounting; PCB terminal blocks, double-row; in mounting carrier; Type C; 2,50 mm<sup>2</sup>



[www.wago.com/289-531](http://www.wago.com/289-531)



Subject to changes. Please also observe the further product documentation!

WAGO GmbH & Co. KG  
Hansastr. 27  
32423 Minden  
Phone: +49571 887-0 | Fax: +49571 887-169  
Email: [info.de@wago.com](mailto:info.de@wago.com) | Web: [www.wago.com](http://www.wago.com)

Do you have any questions about our products?  
We are always happy to take your call at +49 (571) 887-44222.



## Data

### Electrical data

Operating voltage	≤100 VAC; ≤125 VDC
Nominal current	1 A
Contact resistance (max.)	20 mΩ

### Safety and protection

Rated voltage	100 V
Rated surge voltage	0.8 kV
Pollution degree	2
Protection type	IP20

### Connection data

Pole No.	64
Connection type (1)	System
Pluggable connectors	Pluggable connector per DIN 41612; Type C; Female connector
For mating connector	with solder contact
Mating direction	vertical
Connection type 2	Field
Pole number 2	64
Design 2	PCB terminal blocks (double-row)
Connection technology 2	CAGE CLAMP®
WAGO Connector 2	WAGO 236 Series
Solid conductor 2	0.08 ... 2.5 mm <sup>2</sup> / 28 ... 12 AWG
Fine-stranded conductor 2	0.08 ... 2.5 mm <sup>2</sup> / 28 ... 12 AWG
Strip length 2	5 ... 6 mm / 0.2 ... 0.24 inch
Note (conductor cross-section)	12 AWG: THHN, THWN
Performance level	2 / 400 mating cycles

### Physical data

Width	171 mm / 6.732 inch
Height	85 mm / 3.346 inch
Depth from upper edge of DIN-rail	34 mm / 1.339 inch

Subject to changes. Please also observe the further product documentation!

WAGO GmbH & Co. KG  
 Hansastr. 27  
 32423 Minden  
 Phone: +49571 887-0 | Fax: +49571 887-169  
 Email: [info.de@wago.com](mailto:info.de@wago.com) | Web: [www.wago.com](http://www.wago.com)

Do you have any questions about our products?  
 We are always happy to take your call at +49 (571) 887-44222.

## Mechanical data

Mounting type	DIN-35 rail
Housing design	Mounting carrier

## Material data

Contact material (connector)	Copper alloy; gold plated
Fire load	1.751 MJ
Weight	164.4 g

## Environmental requirements




Surrounding air temperature (operation)	-20 ... 50 °C
Surrounding air temperature (storage)	-40 ... 70 °C
Relative humidity	85% (non-condensing)

## Commercial data

Product Group	6 (Interface Electronics)
PU (SPU)	1 Stück
Packaging type	box
Country of origin	DE
GTIN	4045454547301
Customs tariff number	85369010000

## Optional accessories

### Marking accessories

	<b>Item no.: 709-196</b> Marking strips; for laser printer; translucent	<a href="http://www.wago.com/709-196">www.wago.com/709-196</a>
	<b>Item no.: 709-178</b> Marking strips; on reel; 7.5 mm wide; not stretchable; plain; snap-on type; white	<a href="http://www.wago.com/709-178">www.wago.com/709-178</a>
	<b>Item no.: 709-177</b> Marking strips; on reel; 7.5 mm wide; not stretchable; plain; snap-on type; translucent	<a href="http://www.wago.com/709-177">www.wago.com/709-177</a>

Subject to changes. Please also observe the further product documentation!



**Tool**

Operating tool



Item no.: 210-720

Operating tool; Blade: 3.5 x 0.5 mm; with a partially insulated shaft; multicoloured

[www.wago.com/210-720](http://www.wago.com/210-720)

**Downloads**

**Documentation**

**Bid Text**

289-531 X81 - Datei	2019. 2. 19.	xml 3.5 kB	Download
------------------------	--------------	---------------	----------

289-531 doc - Datei	2015. 2. 9.	doc 27.1 kB	Download
------------------------	-------------	----------------	----------

**Instruction Leaflet**

		pdf 1.3 MB	Download
--	--	---------------	----------

**Additional Information**

Disposal; Electrical and electronic equipment, Packaging	V 1.0.0	pdf 265.8 kB	Download
--	---------	-----------------	----------

**CAD/CAE-Data**

**CAD data**

2D/3D Models 289-531		URL	Download
----------------------	--	-----	----------

**CAE data**

EPLAN Data Portal 289-531		URL	Download
---------------------------	--	-----	----------

WSCAD Universe 289-531		URL	Download
------------------------	--	-----	----------

ZUKEN Portal 289-531		URL	Download
----------------------	--	-----	----------

**Environmental Product Compliance**

**Compliance Search**

Environmental Product Compliance 289-531

Subject to changes. Please also observe the further product documentation!


WAGO GmbH & Co. KG  
 Hansastr. 27  
 32423 Minden  
 Phone: +49571 887-0 | Fax: +49571 887-169  
 Email: [info.de@wago.com](mailto:info.de@wago.com) | Web: [www.wago.com](http://www.wago.com)

Do you have any questions about our products?  
 We are always happy to take your call at +49 (571) 887-44222.


Interface module; Pluggable connector per DIN 41612; 64-pole; Mating connector for solder connection; Vertical mounting; PCB terminal blocks, double-row; in mounting carrier; Type C; 2,50 mm<sup>2</sup>

## Installation Notes

### Inserting a conductor




Conductor termination – screwdriver actuation parallel to conductor entry




Conductor termination – screwdriver actuation perpendicular to conductor entry

### Installation



Snapping a module onto DIN-rail.



Removing a module from the DIN-rail.

Subject to changes. Please also observe the further product documentation!