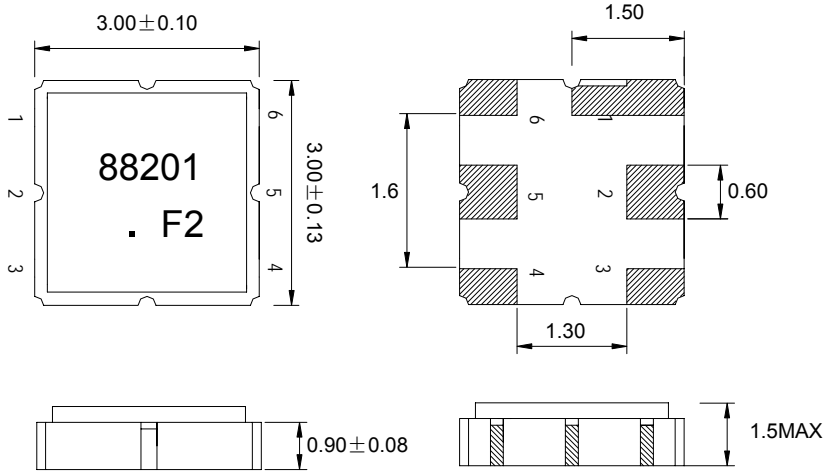


1. Package Dimension

(S22)



Unit: mm

Pin No.	Function
1.	Ground
2.	Signal
3.	Ground
4.	Ground
5.	Signal
6.	Ground

2. Marking

88201

Part Number

(1) Ink Marking or Laser Marking

(2) 01: Model code

(3) .: Pin 1 Identifier

(4) F2: Date code


.F2

F
Month code

2
Last figure of year

Month	1	2	3	4	5	6	7	8	9	10	11	12
Month code	A	B	C	D	E	F	G	H	I	J	K	L

e.g.: "F2" means June of 2002

	SIPAT Co., Ltd. (CETC No. 26 Research Institute) Nanping Huayuan Road No. 14 Chongqing, China, 400060	Part Number	SP88201	
		Rev. Date	2006-8-9	
		Rev.	1.0	Page 1/8

3. Performance

3.1 Application


RF SAW filter for cellular telephone.
Center frequency: 881.5MHz

3.2 Maximum Rating

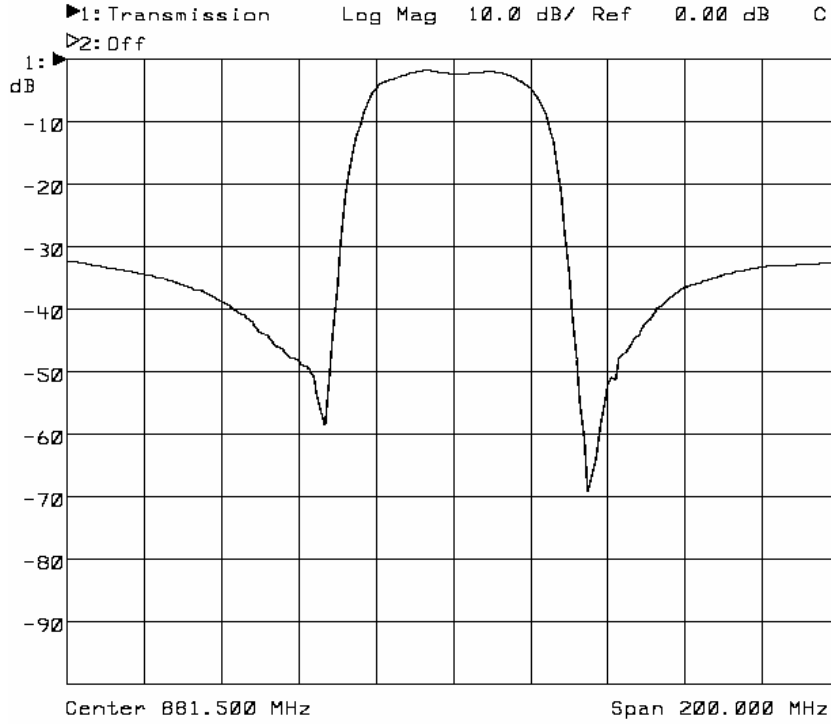
Operation Temperature Range	-30°C to +80°C
Storage Temperature Range	-40°C to +85°C
DC Permissive Voltage	10V DC max.
Maximum Input Power	23 dBm

3.3 Electronic Characteristics

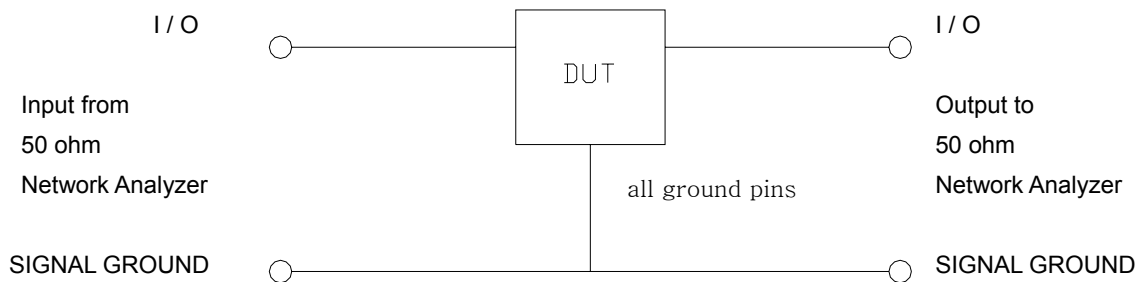
Item	Frequency (MHz)	Specification
Center Frequency (fo)	881.5	
Pass-band Width	25	
Insertion Loss	869 ~ 894	3.0 dB max.
Pass-band Ripple	869 ~ 894	1.8 dB max.
Return Loss	869 ~ 894	10.0 dB min.
Stop-band Attenuation	DC ~ 800	20 dB min.
	824 ~ 849	35 dB min.
	978 ~ 1006	25 dB min.
	1088 ~ 1119	30 dB min.
	1119 ~ 2600	20 dB min.


	SIPAT Co., Ltd. (CETC No. 26 Research Institute) Nanping Huayuan Road No. 14 Chongqing, China, 400060	Part Number	SP88201	
		Rev. Date	2006-8-9	
		Rev.	1.0	Page

3.4 Frequency Characteristics



3.5 Test Circuit



	SIPAT Co., Ltd. (CETC No. 26 Research Institute) Nanping Huayuan Road No. 14 Chongqing, China, 400060	Part Number	SP88201	
		Rev. Date	2006-8-9	
		Rev.	1.0	Page


4. Reliability

- 4.1 Mechanical Shock: The components shall remain within the electrical specifications after three one-half sine shock pulses(3000g's for 0.3 ms) in each direction(for six total) along each of the three mutually perpendicular axes for a total of 18 shocks.
- 4.2 Vibration Fatigue: The components shall remain within the electrical specifications after loaded vibration at 20~55Hz, amplitude 1.5mm, X,Y,Z, direction, for 2 hours.
- 4.3 Leak Test
- 4.3.1 Gross Leak Test: Submerge samples into at +85°C water for at least 1 minute. Carefully observe the samples. No bubbles should be seen.
- 4.3.2 Fine Leak Test: Expose samples for testing to 60 PSIG Helium gas for 2 hours. Then transfer the same samples to another chamber and draw a vacuum. Measure the leak rate. Failure is defined if the leak rate exceeds 5×10^{-8} atm cc/sec Helium.
- 4.4 High Temperature Storage: The components shall remain within the electrical specifications after being kept at the $85^\circ\text{C} \pm 2^\circ\text{C}$ for 960 hours, then kept at room temperature for 2 hours.
- 4.5 Low Temperature Storage: The components shall remain within the electrical specifications after being kept at the $-40^\circ\text{C} \pm 2^\circ\text{C}$ for 960 hours, then kept at room temperature for 2 hours.
- 4.6 Temperature Cycle: The components shall remain within the electrical specification after 32 cycles of high and low temperature testing (one cycle: 80°C for 30 minutes \rightarrow 25°C for 20 seconds \rightarrow -40°C for 30 minutes) than kept at room temperature for 2 hours.
- 4.7 Humidity Test: The components shall remain within the electrical specifications after being kept at the condition of ambient temperature 70°C , and 90~95% RH for 240 hours, then kept at room temperature and normal humidity for 4 hours.
- 4.8 Solder-heat Resistance: The components shall remain within the electrical specifications after dipped in the solder at $260^\circ\text{C} \pm 5^\circ\text{C}$ for 10 to 11 seconds, then kept at room temperature for 10 minutes.
- 4.9 Solderability: Solderability of terminal shall be kept at more than 80% after dipped in the solder flux at $230^\circ\text{C} \pm 5^\circ\text{C}$ for 5 ± 1 seconds.
- 4.10 Storage: The components shall meet the electrical and mechanical specifications after 5 years storage, if stored within the temperature range of $-40^\circ\text{C} \sim +85^\circ\text{C}$ and in the humidity of 20 to 60% r.h.

5. Remarks

5.1 Static voltage

Static voltage between signal load & ground may cause deterioration & destruction of the component. Please avoid static voltage.

	SIPAT Co., Ltd. (CETC No. 26 Research Institute) Nanping Huayuan Road No. 14 Chongqing, China, 400060	Part Number	SP88201	
		Rev. Date	2006-8-9	
		Rev.	1.0	Page

5.2 Ultrasonic cleaning

Ultrasonic vibration may cause deterioration & destruction of the component. Please avoid ultrasonic cleaning.

5.3 Soldering

Only leads of component may be soldered. Please avoid soldering another part of component.

6. Packing

6.1 Dimensions

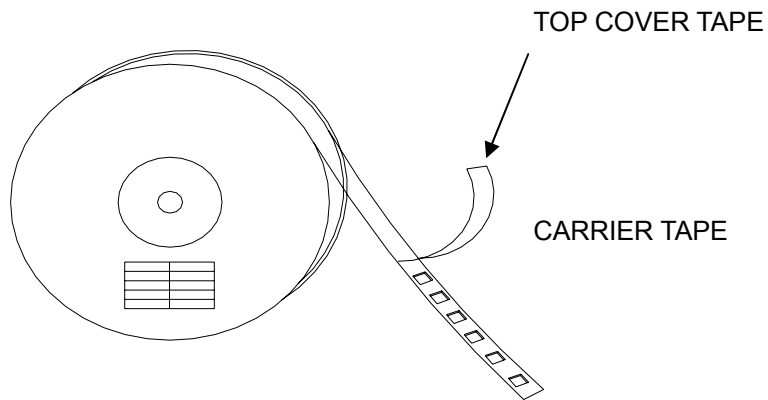
- (1) Carrier Tape: Figure 1
- (2) Reel: Figure 2
- (3) The product shall be packed properly not to be damaged during transportation and storage.

6.2 Reeling Quantity

3,000pcs/reel


6.3 Taping Structure

- (1) The tape shall be wound around the reel in the direction shown below.

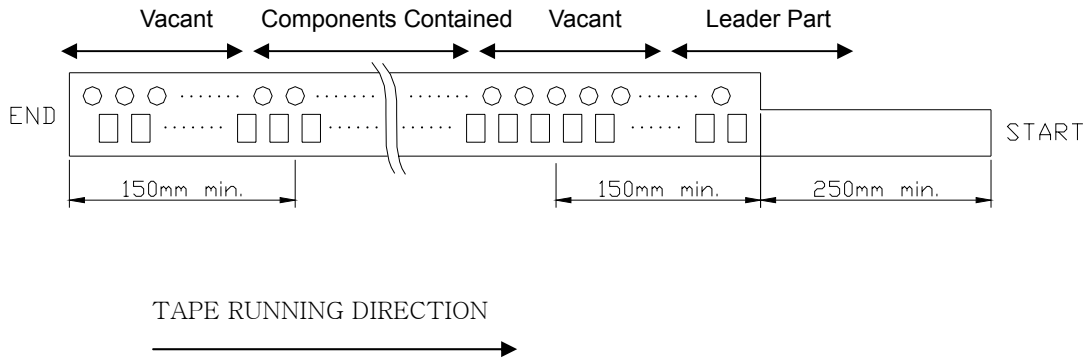


- (2) Lable

Device Name	
Type	
Quantity	
Lot No.	

	SIPAT Co., Ltd. (CETC No. 26 Research Institute) Nanping Huayuan Road No. 14 Chongqing, China, 400060	Part Number	SP88201	
		Rev. Date	2006-8-9	
		Rev.	1.0	Page

(2) Leader part and vacant position specifications.

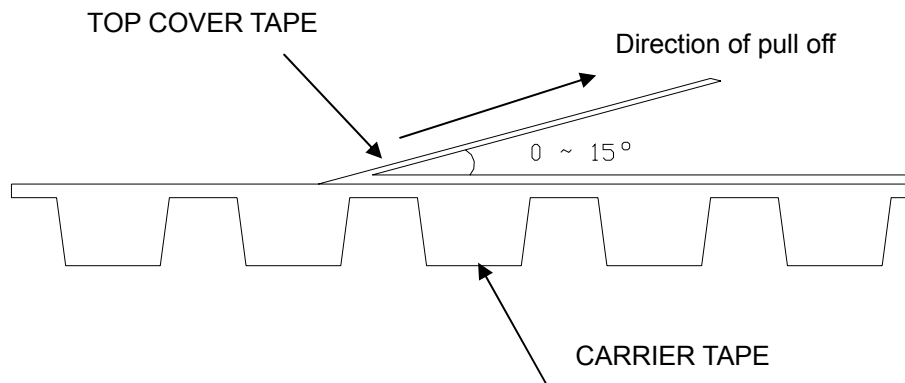



7. Tape Specifications

7.1 Tensile Strength of Carrier Tape: 4.4N/mm width

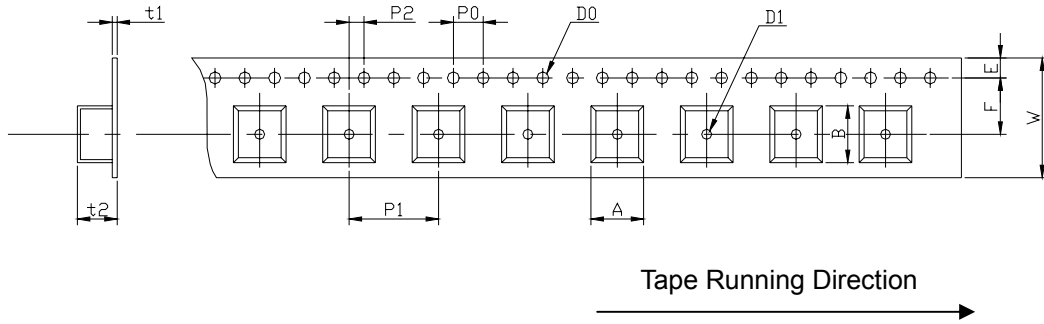
7.2 Top Cover Tape Adhesion (See the below figure)

- (1) pull off angle: 0~15°
- (2) speed: 300mm/min.
- (3) force: 20~70g



	SIPAT Co., Ltd. (CETC No. 26 Research Institute) Nanping Huayuan Road No. 14 Chongqing, China, 400060	Part Number	SP88201	
		Rev. Date	2006-8-9	
		Rev.	1.0	Page

[Figure 1] Carrier Tape Dimensions

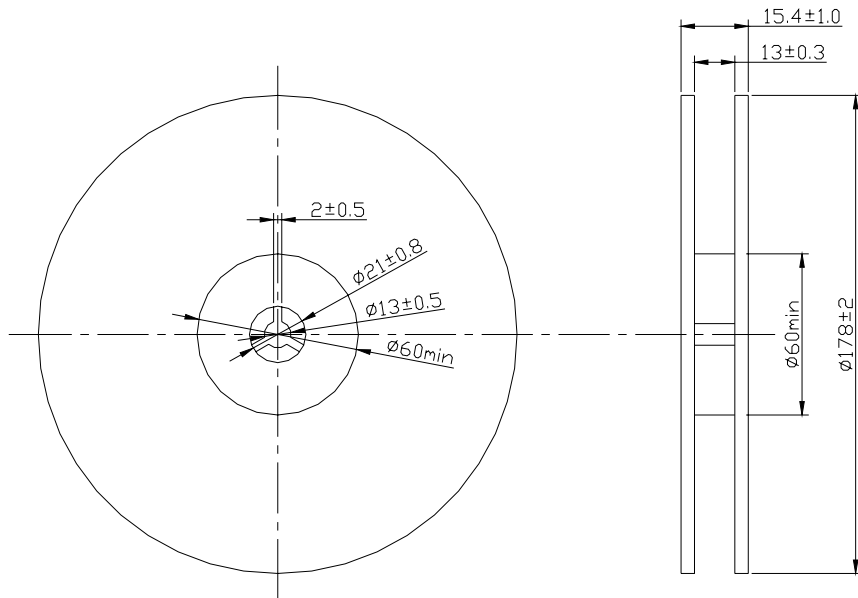


[Unit: mm]

W	F	E	P0	P1	P2	D0	D1	t1	t2	A	B
12.0	5.5	1.75	4.0	4.0	2.0	$\Phi 1.5$	$\Phi 1.5$	0.31	1.95	3.3	3.3
± 0.3	± 0.1	± 0.1	± 0.2	± 0.1	± 0.2	± 0.1	± 0.25	max.	max.	max.	max.

[Figure 2] Reel Dimensions

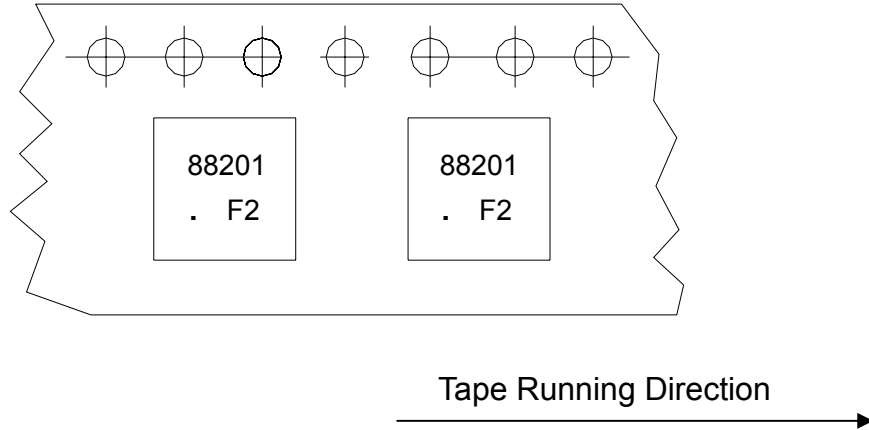
[Unit: mm]




SIPAT Co., Ltd.
(CETC No. 26 Research Institute)
Nanping Huayuan Road No. 14
Chongqing, China, 400060

Part Number	SP88201	
Rev. Date	2006-8-9	
Rev.	1.0	Page 7/8

[Figure 3] Part Direction



	SIPAT Co., Ltd. <i>(CETC No. 26 Research Institute)</i> Nanping Huayuan Road No. 14 Chongqing, China, 400060	Part Number	SP88201	
		Rev. Date	2006-8-9	
		Rev.	1.0	Page 8/8