

6L45 DO-201AD

Trench MOS Barrier Schottky Rectifier

DO-201AD

6L45



Cathode  Anode

Features

- Advanced trench technology
- Low forward voltage drop
- Low power losses
- High efficiency operation
- Lead Free Finish, RoHS Compliant

Applications

- DC/DC Converters
- AC/DC Adaptors

Maximum ratings and electrical characteristics (T_J = 25°C unless otherwise noted)

Parameter		Symbol	Limit		Unit
Maximum repetitive peak reverse voltage		V _{RRM}	45		V
Maximum average forward rectified current		I _{F(AV)}	6		A
Peak forward surge current 8.3 ms single half sine-wave superimposed on rated load per diode		I _{FSM}	150		A
Operating junction and storage temperature range		T _J , T _{STG}	-40 to +150		°C
Typical thermal resistance per diode (Mounted on FR-4 PCB)		R _{θJC}	20		°C/W
Instantaneous forward voltage	I _F =2A	V _{F(1)}	TYP.	MAX.	V
	I _F =2A		0.39	-	
	I _F =6A		0.30	-	
	I _F =6A		0.47	0.50	
Instantaneous reverse current per diode at rated reverse voltage	T _J =25°C	I _{R(2)}	5	50	uA
	T _J =125°C		-	10	mA

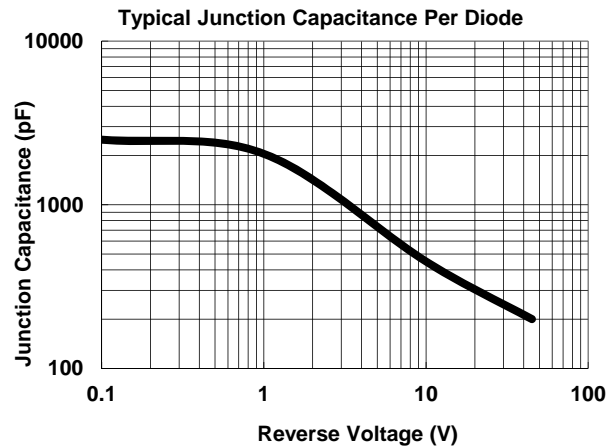
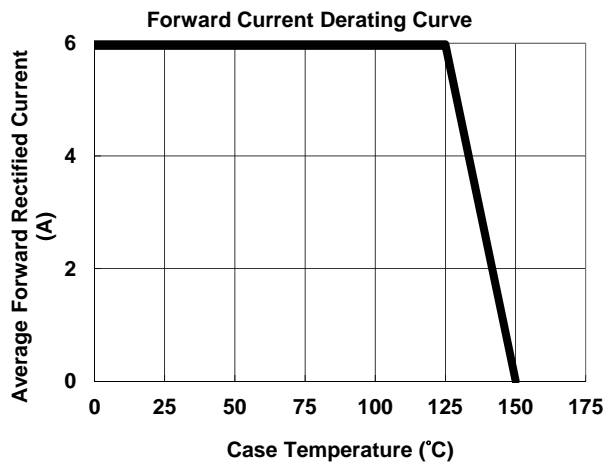
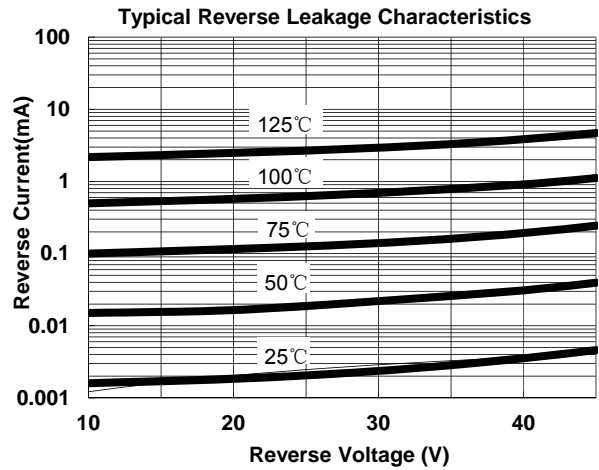
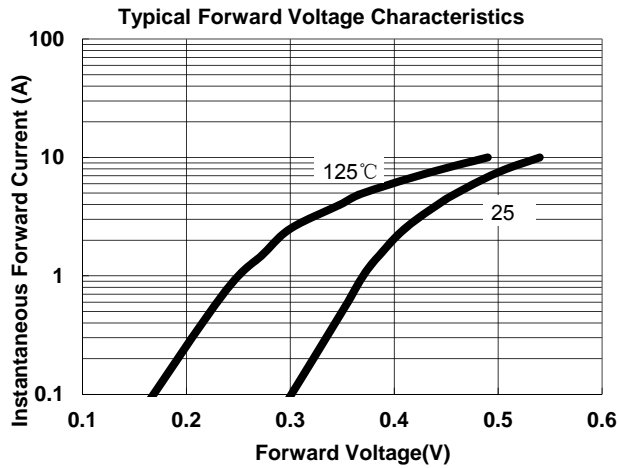
Notes:

(1) Pulse test: 300 μs pulse width, 1 % duty cycle

(2) Pulse test: Pulse width ≤ 40 ms

6L45 DO-201AD

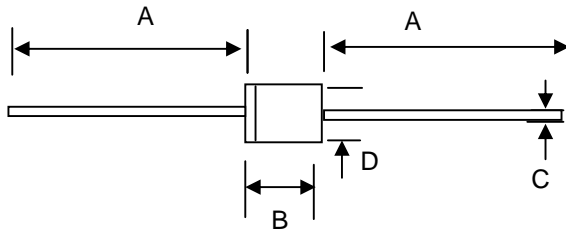
RATINGS AND CHARACTERISTICS CURVES



6L45 DO-201AD

PACKAGE OUTLINE

DO-201AD



DO-201AD		
Dim.	Min.	Max.
A	25.4	-
B	7.3	9.5
C	1.2	1.3
D	4.8	5.3
All Dimensions in mm		