

PANEL INDICATOR LEDs - Ø4.8mm Mounting

FEATURES



**307 SERIES**

PACK QUANTITY = 20 PIECES

- Low profile lens styling
- Smoked & water clear lens options
- Flying lead terminations and low current versions available
- Sealed to IP40
- Supplied complete with mounting hardware
- Product illustrated 307-303-21
- Indicator secured to panel with spring steel retaining clip

SPECIFICATIONS

Ordering Information & Typical Technical Characteristics (Ta = 25°C)

Mean Time Between Failure Typically = 100,000 Hours. Luminous intensity figures refer to the unmodified discrete LED.

PART NUMBER	COLOUR	LENS	VOLTAGE DC Vopr	CURRENT DC Iopr	LUMINOUS INTENSITY Iv@20mA	WAVE LENGTH λp	OPERATING TEMP Topr	STORAGE TEMP Tstg	
<b>STANDARD INTENSITY</b>									
307-303-21	Red	Colour Diffused	12	20	120	627	-0 ~ +85 <sup>^</sup>	-0 ~ +85	Yes
307-306-21	Orange	Colour Diffused	12	20	110	627	-0 ~ +85 <sup>^</sup>	-0 ~ +85	Yes
307-309-21	Yellow	Colour Diffused	12	21	44	590	-0 ~ +85 <sup>^</sup>	-0 ~ +85	Yes
307-312-21	Green	Colour Diffused	12	20	120	565	-0 ~ +85 <sup>^</sup>	-0 ~ +85	Yes
<b>HIGH INTENSITY</b>									
307-301-21	Red	Colour Diffused	12	20	900	660	-0 ~ +85 <sup>^</sup>	-0 ~ +85	Yes
307-325-21	Yellow	Colour Diffused	12	20	4300	590	-0 ~ +85 <sup>^</sup>	-0 ~ +85	Yes
307-324-21	Green	Colour Diffused	12	20	7800	525	-0 ~ +85 <sup>^</sup>	-0 ~ +85	Yes
307-934-21	Blue	Colour Diffused	12	20	2300	470	-0 ~ +85 <sup>^</sup>	-0 ~ +85	Yes
307-998-21	Cold White	Colour Diffused	12	20	4600	*see below	-0 ~ +85 <sup>^</sup>	-0 ~ +85	Yes
307-301-23	Red	Colour Diffused	24-28	20	900	660	-0 ~ +85 <sup>^</sup>	-0 ~ +85	Yes
307-325-23	Yellow	Colour Diffused	24-28	20	4300	590	-0 ~ +85 <sup>^</sup>	-0 ~ +85	Yes
307-324-23	Green	Colour Diffused	24-28	20	7800	525	-0 ~ +85 <sup>^</sup>	-0 ~ +85	Yes
307-934-23	Blue	Colour Diffused	24-28	20	2300	470	-0 ~ +85 <sup>^</sup>	-0 ~ +85	Yes
307-998-23	Cold White	Colour Diffused	24-28	20	4600	*see below	-0 ~ +85 <sup>^</sup>	-0 ~ +85	Yes
<b>UNITS</b>			<b>Vdc</b>	<b>mA</b>	<b>mcd</b>	<b>nm</b>	<b>°C</b>	<b>°C</b>	



998	*Typical emission colour cold white			
x	0.296	0.283	0.330	0.330
y	0.276	0.305	0.339	0.318

Intensities (Iv) and colour shades of white (x,y co-ordinates) may vary between LEDs within a batch.

<sup>^</sup> = Products must be derated according to the derating information. Each derating graph refers to specific LEDs. Appropriate LED numbers shown. Refer to page 3.

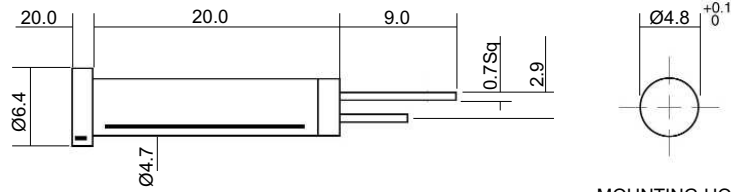
How to Order:

website: [www.marl.co.uk](http://www.marl.co.uk) • email: [sales@marl.co.uk](mailto:sales@marl.co.uk) •

• Telephone +44 (0)1229 582430 • Fax: +44 (0)1229 585155

The information contained in this datasheet does not constitute part of any order or contract and should not be regarded as a representation relating to either products or service. Marl International reserve the right to alter without notice the specification or any conditions of supply for products or service.

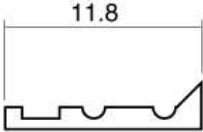
### 307 Series



MOUNTING HOLE

Dimensions in mm (Typical)  
Not to scale

Anode termination indicated by long tag.  
Mounting hole to be clean and burr free

Materials		Push-on Connectors
Body	Nylon 6	<p>909-000-00 is gold plated 910-000-00 is tin plated for use with 307 series.</p> <p>Suitable for wire sizes from 0.15mm<sup>2</sup> to 0.38mm<sup>2</sup> cross sectional area.</p> <p>Dual metal contact design provides low resistance and gas tight electrical contact.</p>  <p>Dimensions in mm (Typical) Not to scale</p>
Panel Washer	Neoprene	
Termination Pins	Tin on Nickel Plated Phosphor Bronze	
Retaining Clip	Spring steel	
Fresnel lens	Polycarbonate	
Header	PTFE	


### Technical Characteristics

SERIES	MAXIMUM POWER DISSIPATION	MAXIMUM REVERSE VOLTAGE	PANEL CUTOUT	MINIMUM MOUNTING CENTRES	MAX. PANEL THICKNESS
307	425	3	4.8	10.0	11.0
UNITS	mW	Vdc	mm	mm	mm

### Optional Flying Lead Terminations

ORDER CODE SUFFIX	SUPPLY VOLTAGE	WIRE COLOUR	WIRE LENGTH	NO/DIAMETER OF CONDUCTORS	DIAMETER OVER INSULATION	COMMENTS
13	DC Products	Red-anode / Black-cathode	150mm	7/0.2mm	1.2mm	Customised lengths available
13	AC Products	Brown-live / Blue-neutral	150mm			
17	DC Products	Red-anode / Black-cathode	1000mm			
17	AC Products	Brown-live / Blue-neutral	1000mm			

### Optional Reverse Protection Diode

ORDER CODE SUFFIX	CIRCUIT	COMMENTS
01		Available on all indicators except Bi-Colour devices.

#### How to Order:

website: [www.marl.co.uk](http://www.marl.co.uk) • email: [sales@marl.co.uk](mailto:sales@marl.co.uk) •

• Telephone +44 (0)1229 582430 • Fax: +44 (0)1229 585155

The information contained in this datasheet does not constitute part of any order or contract and should not be regarded as a representation relating to either products or service. Marl International reserve the right to alter without notice the specification or any conditions of supply for products or service.



BS EN ISO 9001:2000  
Approved Manufacturer

## 307 Series

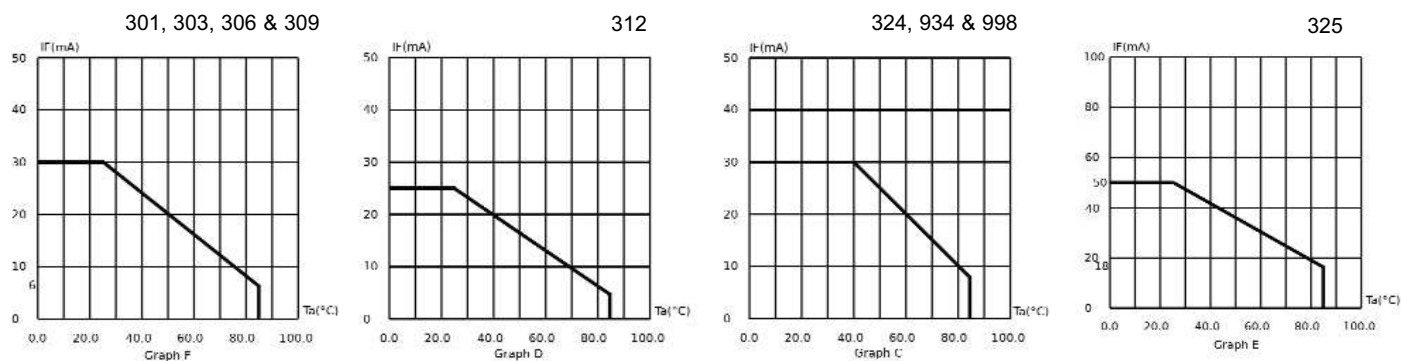
Part numbers also available in the 307 Series:

PART NO.	COLOUR	VOLTAGE (Vdc) Vopr
307-301-04	Red	20mA
307-301-20	Red	5/6Vdc
307-301-22	Red	24Vdc
307-301-22-15	Red	24Vdc
307-301-22-50	Red	24Vdc
307-301-72	Red	24Vac
307-303-04	Red	20mA
307-303-20	Red	5/6Vdc
307-303-23	Red	24-28Vdc
307-303-72	Red	24Vac
307-306-20	Orange	5/6Vdc
307-306-23	Orange	24-28Vdc
307-309-04	Yellow	20mA
307-309-20	Yellow	5/6Vdc
307-309-23	Yellow	24-28Vdc
307-309-23-21	Yellow	24-28Vdc
307-309-72	Yellow	24Vac
307-309-72-50	Yellow	24Vac
307-312-04	Green	20mA
307-312-20	Green	5/6Vdc
307-312-21-50	Green	12Vdc
307-312-23	Green	24-28Vdc
307-312-72	Green	24Vac
UNITS		

PART NO.	COLOUR	VOLTAGE (Vdc) Vopr
307-320-22	Blue	24Vdc
307-324-04	Green	20mA
307-324-20	Green	5/6Vdc
307-324-22	Green	24Vdc
307-324-22-15	Green	24Vdc
307-325-04	Yellow	20mA
307-325-20	Yellow	5/6Vdc
307-325-22	Yellow	24Vdc
307-325-22-15	Yellow	24Vdc
307-325-22-50	Yellow	24Vdc
307-325-72	Yellow	24Vac
307-934-04	Blue	20mA
307-934-22	Blue	24Vdc
307-934-22-50	Blue	24Vdc
307-998-04	Cold White	20mA
307-998-22	Cold White	24Vdc
307-998-22-15	Cold White	24Vdc
307-998-22-19	Cold White	24Vdc
307-998-22-50	Cold White	24Vdc
307-998-22-51	Cold White	24Vdc
307-998-72	Cold White	24Vac
UNITS		

The products listed above illustrate all of the options available to order. These products may have custom modifications that alter their operation beyond the generic information contained within this datasheet. Please contact sales for further information.

## De-rating Information



### How to Order:

website: [www.marl.co.uk](http://www.marl.co.uk) • email: [sales@marl.co.uk](mailto:sales@marl.co.uk) •

• Telephone +44 (0)1229 582430 • Fax: +44 (0)1229 585155

The information contained in this datasheet does not constitute part of any order or contract and should not be regarded as a representation relating to either products or service. Marl International reserve the right to alter without notice the specification or any conditions of supply for products or service.



BS EN ISO 9001:2000  
Approved Manufacturer