描述 / Descriptions

SOT-23 塑封封装 NPN 半导体三极管。Silicon NPN transistor in a SOT-23 Plastic Package.

特征 / Features

高增益,h_{FE} 线性好。
High gain, good h_{FE} linearity.

用途 / Applications

用于电视机末级图像中放。
TV final picture IF amplifier applications.

内部等效电路 / Equivalent Circuit

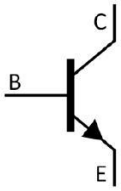

引脚排列 / Pinning



PIN1：Base　　PIN 2：Emitter　　PIN 3：Collector

放大及印章代码 / h_{FE} Classifications & Marking

h_{FE} Range	40~140
Marking	H16

极限参数 / Absolute Maximum Ratings(Ta=25℃)

参数 Parameter	符号 Symbol	数值 Rating	单位 Unit
Collector to Base Voltage	V_{CBO}	50	V
Collector to Emitter Voltage	V_{CEO}	45	V
Emitter to Base Voltage	V_{EBO}	4.0	V
Collector Current	I_C	50	mA
Emitter Current	I_E	-50	mA
Collector Power Dissipation	P_C	200	mW
Junction Temperature	T_j	150	℃
Storage Temperature Range	T_{stg}	-55～150	℃

电性能参数 / Electrical Characteristics(Ta=25℃)

参数 Parameter	符号 Symbol	测试条件 Test Conditions	最小值 Min	典型值 Typ	最大值 Max	单位 Unit
Collector-Emitter Breakdown Voltage	V_{CEO}	I_C=10mA I_B=0	45			V
Collector Cut-Off Current	I_{CBO}	V_{CB}=50V I_E=0			0.1	μA
Emitter Base Cut-Off Current	I_{EBO}	V_{EB}=3.0V I_c=0			0.1	μA
DC Current Gain	h_{FE}	V_{CE}=12.5V I_c=12.5mA	40		140	
Collector to Emitter Saturation Voltage	$V_{CE(sat)}$	I_c=15mA I_B=1.5mA			0.2	V
Base to Emitter Saturation Voltage	$V_{BE(sat)}$	I_c=15mA I_B=1.5mA			1.5	V
Transition Frequency	f_T	V_{CE}=12.5V I_C=12.5mA	300			MHz
Collector Output Capacitance	C_{ob}	V_{CB}=10V I_E=0 f=1.0MHz	0.8		2.0	pF
Power Gain	G_{pe}	V_{CC}=12.5V I_E=-12.5mA f=45MHz	29		36	dB
Collector- Base Time Constant	C_C.rbb′	V_{CB}=10V I_E=-1.0mA f=30MHz			25	ps

电参数曲线图 / Electrical Characteristic Curve

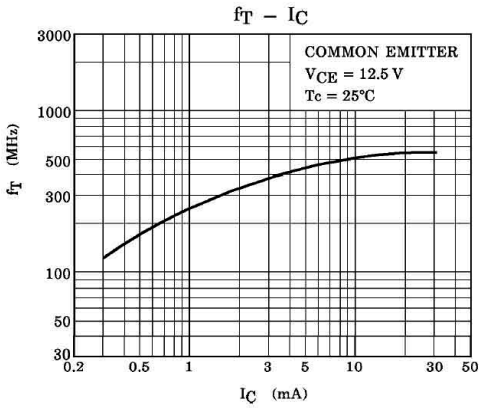

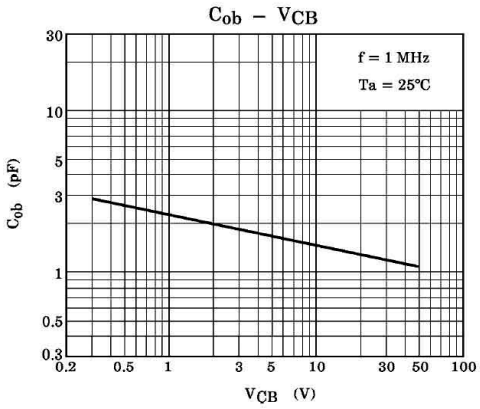

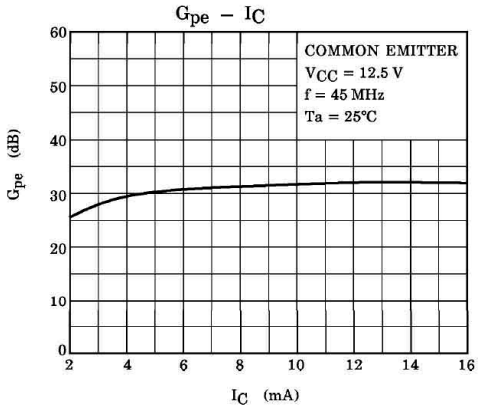

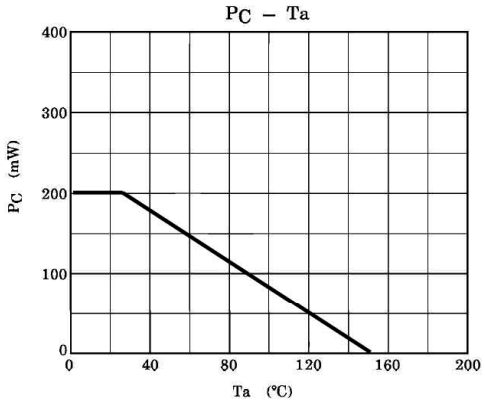

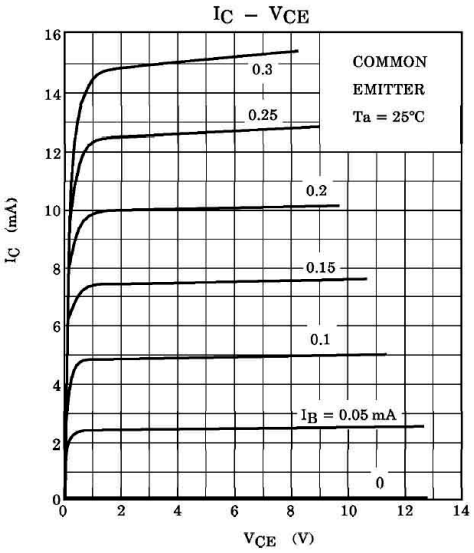

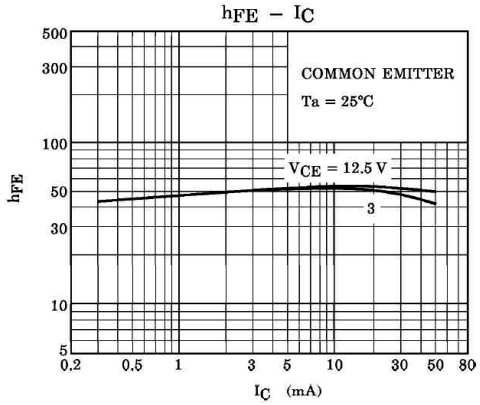

外形尺寸图 / Package Dimensions

SOT-23 单位：mm

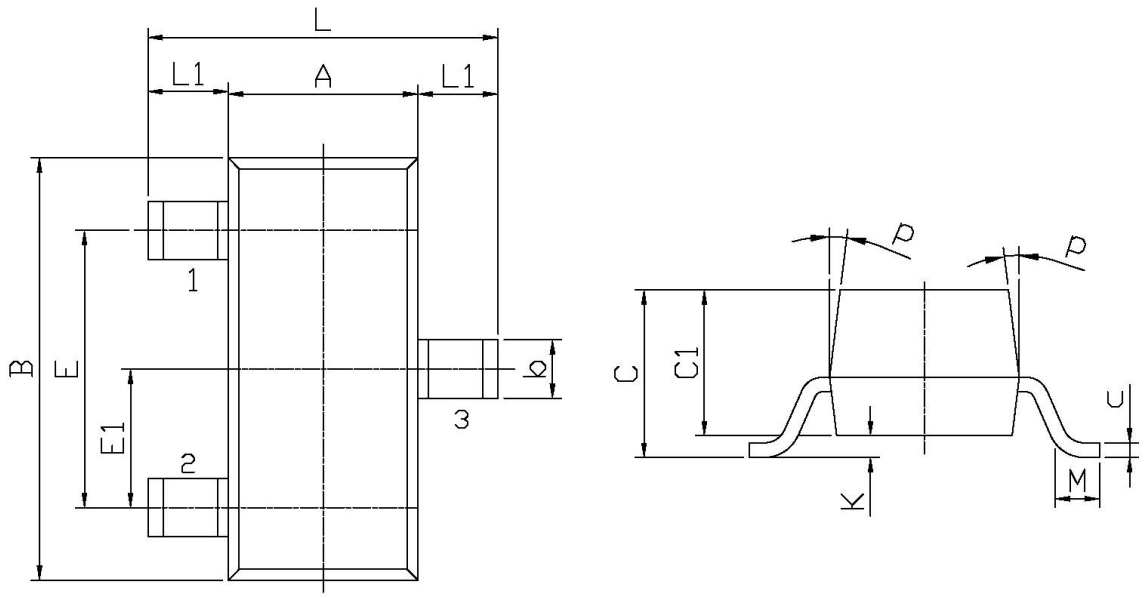

Symbol	Dimensions In Millmeters		Symbol	Dimensions In Millmeters	
	Min	Max		Min	Max
L	2.2	2.7	C	1.30Max	
L1	0.45	0.65	C1	0.90	1.20
A	1.15	1.50	c	0.05	0.20
B	2.70	3.10	K	0	0.10
E	1.70	2.10	M	0.20MIN	
E1	0.85	1.05	P	7°	
b	0.35	0.55			

印章说明 / Marking Instructions

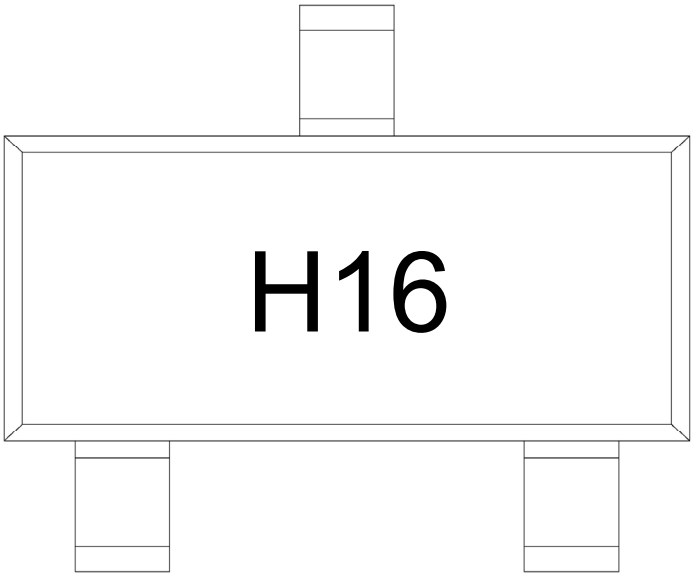

说明：

H： 为公司代码

16： 为型号代码

Note:

H: Company Code

16: Product Type Code

回流焊温度曲线图(无铅) / Temperature Profile for IR Reflow Soldering(Pb-Free)

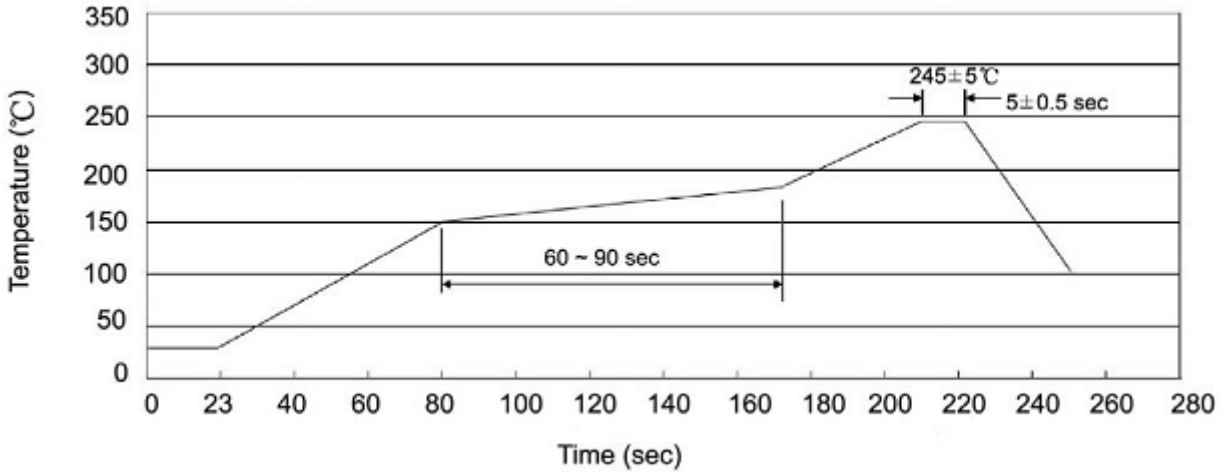

说明：

1、预热温度 25～150℃，时间 60～90sec;

2、峰值温度 245±5℃，时间持续为 5±0.5sec;

3、焊接制程冷却速度为 2～10℃/sec.

Note:

1.Preheating:25~150℃, Time:60~90sec.

2.Peak Temp.:245±5℃, Duration:5±0.5sec.

3. Cooling Speed: 2~10℃/sec.

耐焊接热试验条件 / Resistance to Soldering Heat Test Conditions

温度：260±5℃　　时间：10±1 sec.

Temp.:260±5℃　　Time:10±1 sec

包装规格 / Packaging SPEC.

卷盘包装 / REEL

Package Type 封装形式	Units 包装数量					Dimension 包装尺寸 (unit: mm^3)		
	Units/Reel 只/卷盘	Reels/Inner Box 卷盘/盒	Units/Inner Box 只/盒	Inner Boxes/Outer Box 盒/箱	Units/Outer Box 只/箱	Reel	Inner Box 盒	Outer Box 箱
SOT-23	3,000	10	30,000	6	180,000	7″ ×8	180×120×180	390×385×205

使用说明 / Notices